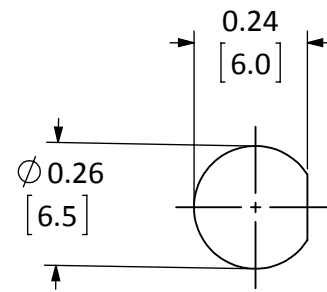
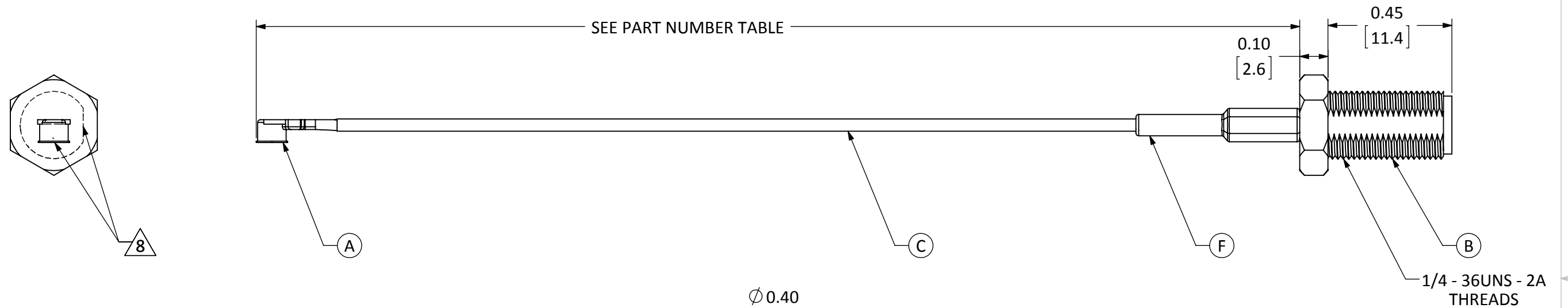


ITEM	DESCRIPTION	MATERIAL	FINISH
A	U.FL PLUG	BRASS	GOLD
B	SMA FEM. BULKHEAD MOUNT CONNECTOR	BRASS	GOLD
C	CABLE	1.13mm COAXIAL	GRAY
D	NUT	BRASS	GOLD
E	WASHER	BRASS	GOLD
F	HEAT SHRINK TUBING	POLYOLEFIN	BLACK

REVISIONS			
REV	DESCRIPTION	DATE	APPV
A	INITIAL RELEASE OF LINX INTERNAL DRAWING	18-AUG-17	CLL
B	UPDATED NOTES TO ADD TORQUE SPECIFICATIONS AND PACKAGING INSTRUCTIONS; ADDED MOUNTING HOLE; ADDED "-B" PART NUMBERS; UPDATED DIMENSIONS	27-OCT-17	CLL



RECOMMENDED MOUNTING HOLE



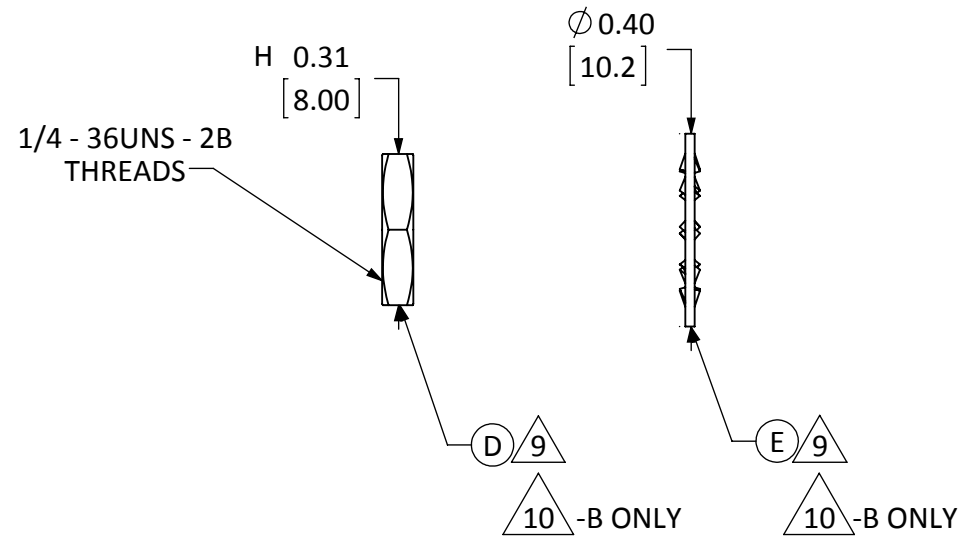
NOTES: (UNLESS OTHERWISE SPECIFIED)

- ALL DIMENSIONS ARE IN INCHES [mm].
- DIMENSIONS APPLY AFTER FINISHING.
- MANUFACTURE TO BE COMPLIANT WITH EU RoHS DIRECTIVE, USE MATERIALS THAT DO NOT CONTAIN REACH SUBSTANCES OF VERY HIGH CONCERN >1000ppm, AND USE DRC CONFLICT-FREE SOURCED MATERIALS.
- MINIMUM FREQUENCY RANGE: DC TO 3GHz.
- CABLE ASSEMBLY SPECIFICATIONS;
 - CHARACTERISTIC IMPEDANCE: $50\Omega \pm 3\Omega$
 - INSERTION LOSS: 100mm - 0.34vf IN GHz TYP.
 - 200mm - 0.56vf IN GHz TYP.
 - 300mm - 0.73vf IN GHz TYP.
- CONNECTOR TO BE APPLIED IN ACCORDANCE WITH CONNECTOR SUPPLIER RECOMMENDED PROCEDURE.
- TORQUE SPECIFICATIONS:
 - BULKHEAD MOUNTING NUT TORQUE: 7 TO 10 in-lbs.
 - RECOMMENDED MATING TORQUE: 7 TO 10 in-lbs.

8 CONNECTORS TO BE ORIENTED WITH U.FL CONNECTOR MATING FACE 90° CLOCKWISE FROM BULKHEAD CONNECTOR THREAD FLAT FACE, AS SHOWN.

9 INSTALL WASHER (ITEM E) AND NUT (ITEM D) ONTO CONNECTOR BODY (ITEM B).

10 -B PART NUMBERS ONLY: SHIP WASHERS (ITEM E) AND NUTS (ITEM D) IN SEPARATE BAGS OF 100 PIECES EACH.



PART NUMBER	CABLE LENGTH
CSI-SGFB-100-UFFR	100mm ± 1.5mm
CSI-SGFB-200-UFFR	200mm ± 3.0mm
CSI-SGFB-300-UFFR	300mm ± 4.5mm
CSI-SGFB-100-UFFR-B	100mm ± 1.5mm
CSI-SGFB-200-UFFR-B	200mm ± 3.0mm
CSI-SGFB-300-UFFR-B	300mm ± 4.5mm

WARNING: THIS DRAWING CONTAINS PROPRIETARY INFORMATION THAT IS THE SOLE PROPERTY OF LINX TECHNOLOGIES, AND SHALL BE TREATED AS SUCH. NO DISCLOSURE OR REPRODUCTION OF THIS DOCUMENT IS PERMITTED, IN WHOLE OR IN PART, WITHOUT THE EXPRESS WRITTEN PERMISSION OF LINX TECHNOLOGIES OR ITS DESIGNATED AGENTS.

MATERIAL:	INTERPRET DIMENSIONS AND TOLERANCES PER ASME Y14.5.	PROJECTION:
FINISH:	SURFACE FINISH: $\sqrt{32}$ ANGLES: $\pm 1^\circ$	
	TOLERANCES: .X \pm .1 .XX \pm .01 .XXX \pm .005	
	DRAWN: B.MURPHY DT: 26-JUL-17	
	ENGR: D.VARATHARAJAN DT: 18-AUG-17	

Linx 159 ORT LANE
MERLIN, OR 97532

TITLE: **CABLE ASSEMBLY, U.FL TO FEM. BLKHD SMA, 1.13mm CBL**

SIZE	DWG. NO.	REV
B	CSI-SGFB-ccc-UFFR-p	B

SCALE: 2.5:1 DO NOT SCALE DRAWING SHEET 1 OF 1

Mouser Electronics

Authorized Distributor

Click to View Pricing, Inventory, Delivery & Lifecycle Information:

[Linx Technologies:](#)

[CSI-SGFB-200-UFFR](#) [CSI-SGFB-100-UFFR](#) [CSI-SGFB-300-UFFR](#)