

3100069

✓ ACTIVE

TE Internal #: 1447360-9

C-Clip PCB Spring Contact, Uncompressed Height 1.7 mm [.067 in],

Length 2.7 mm [.106 in], Width 1.5 mm [.059 in], 1.2 mm [.047 in]

Working Range (Low)

[View on TE.com >](#)



Connectors > Contacts > PCB Spring Contacts



Spring Finger Type: **C-Clip**

Scalable: **No**

Side Protected: **No**

Uncompressed Height: **1.7 mm [.067 in]**

Product Length: **2.7 mm [.106 in]**

Features

Product Type Features

Connector System	Board-to-Board
Connector & Contact Terminates To	Printed Circuit Board
Spring Finger Type	C-Clip
Scalable	No

Configuration Features

Number of Positions	1
Side Protected	No

Contact Features

Contact Underplating Material	Nickel
PCB Contact Termination Area Plating Material	Gold
Contact Base Material	Copper Alloy
Contact Working Range (Low)	1.2 mm[.047 in]
Contact Working Range (High)	1.5 mm[.059 in]
Point of Contact Area Plating Material	Gold



Contact Current Rating (Max)	1.5 A
------------------------------	-------

Dimensions

Uncompressed Height	1.7 mm [.067 in]
Product Length	2.7 mm [.106 in]
Product Width	1.5 mm [.059 in]

Usage Conditions

Operating Temperature Range	-40 – 85 °C [-40 – 185 °F]
-----------------------------	----------------------------

Operation/Application

Circuit Application	Signal
---------------------	--------

Packaging Features

Packaging Quantity	5000
Packaging Method	Tape & Reel

Product Compliance

[For compliance documentation, visit the product page on TE.com>](#)

EU RoHS Directive 2011/65/EU	Compliant
EU ELV Directive 2000/53/EC	Compliant
China RoHS 2 Directive MIIT Order No 32, 2016	No Restricted Materials Above Threshold
EU REACH Regulation (EC) No. 1907/2006	Current ECHA Candidate List: JUNE 2023 (235) Candidate List Declared Against: JUNE 2023 (235) Does not contain REACH SVHC
Halogen Content	Low Halogen - Br, Cl, F, I < 900 ppm per homogenous material. Also BFR/CFR/PVC Free
Solder Process Capability	Reflow solder capable to 245°C

Product Compliance Disclaimer

This information is provided based on reasonable inquiry of our suppliers and represents our current actual knowledge based on the information they provided. This information is subject to change. The part numbers that TE has identified as EU RoHS compliant have a maximum concentration of 0.1% by weight in homogenous materials for lead, hexavalent chromium, mercury, PBB, PBDE, DBP, BBP, DEHP, DIBP, and 0.01% for cadmium, or qualify for an exemption to these limits as defined in the Annexes of Directive 2011/65/EU (RoHS2). Finished electrical and electronic equipment products will be CE marked as required by Directive 2011/65/EU. Components may not be CE marked. Additionally, the part numbers that TE has identified as EU ELV compliant have a maximum concentration of 0.1% by weight in homogenous materials for lead, hexavalent chromium, and mercury, and 0.01% for cadmium, or qualify for an exemption to these limits as defined in the Annexes of Directive 2000/53/EC (ELV). Regarding the REACH Regulation, the information TE provides on SVHC in articles for this part number is based on the latest European Chemicals Agency (ECHA) 'Guidance on requirements for substances in articles' posted at this URL: <https://echa.europa.eu/guidance-documents/guidance-on-reach>

Compatible Parts




TE Part # 2305018-2
USB TYPE C, REC IPX8 ON BOARD
DUAL SMT

Customers Also Bought




TE Part #167296-1
50P.HDP20 PLUG ASSY



TE Part #NB15734001
RNF-150-1/8-0-SP



TE Part #5748678-4
2 PC PLST CBL CLMP KIT



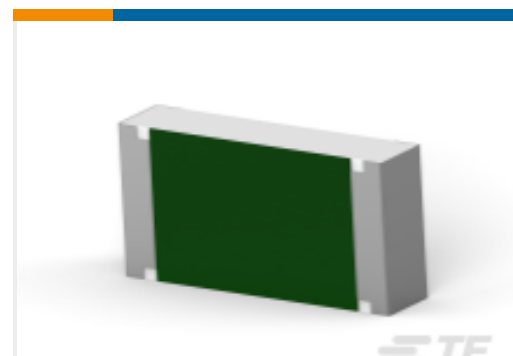
TE Part #5748678-2
2 PC PLST CBL CLMP KIT



TE Part #1-1393560-8
V42254A 122V 1=SUB D BOLZENZA



TE Part #2108609-5
3.0H SPRING FINGER WITH EMBOSS



TE Part #6-2176397-2
3502 360R 1%



TE Part #D369-P66-CP0
369 6 WAY PLUG, NO CONTACTS,
PIN



TE Part #YDTS26F17-35SAV001
PLUG ASSY



TE Part #494562-E
M12 FEMALE, B CODE, 5P, 17MM THR

Documents

Product Drawings

[3100069=SEALED FINGR 1715EMBOS](#)

English

CAD Files

[3D PDF](#)



English

Customer View Model

[ENG_CVM_1447360-9_A.2d_dxf.zip](#)

English

Customer View Model

[ENG_CVM_1447360-9_A.3d_igs.zip](#)

English

Customer View Model

[ENG_CVM_1447360-9_A.3d_stp.zip](#)

English

By downloading the CAD file I accept and agree to the [Terms and Conditions](#) of use.

Datasheets & Catalog Pages

[Products for Mobile Equipment](#)

English

Product Specifications

[SHIELD FINGER 1715](#)

English

[Product Specification](#)

English