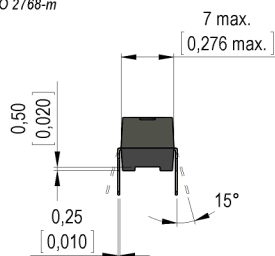
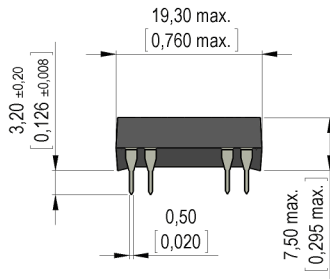


### Dimensions mm[inch]




tolerances acc. to DIN ISO 2768-m  
Toleranzen gem. DIN ISO 2768-m



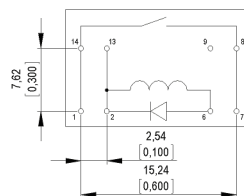
### Isometric

Scale 1:1  
Maßstab 1:1



### Layout

Top view  
Draufsicht



### Marking

according to EN60062/factory code  
gem. EN60062/Fertigungsstätte



Coil Data at 20 °C	Conditions	Min	Typ	Max	Unit
Coil resistance		450	500	550	Ohm
Coil voltage			5		VDC
Rated power			50		mW
Coil current			10		mA
Thermal resistance	max. Relay temperature = operating temperature + self heating		112		K/W
Inductance			35		mH
Pull-In voltage				3,5	VDC
Drop-Out voltage		0,75			VDC

Contact data 66/3	Conditions	Min	Typ	Max	Unit
Contact rating	Any DC combination of V & A not to exceed their individual max.'s			10	W
Switching voltage	DC or Peak AC			200	V
Switching current	DC or Peak AC			0,5	A
Carry current	DC or Peak AC			1	A
Contact resistance static	Measured with 40% overdrive Start Value			150	mOhm
Contact resistance dynamic	Maximum value 1,5 ms after excitation Start Value			200	mOhm
Insulation resistance	RH <45 %, 100 V test voltage	10			GOhm
Breakdown voltage	according to EN 60255-5	250			VDC
Operate time incl. bounce	measured with 40% overdrive			0,7	ms
Release time	measured with no coil excitation			0,05	ms
Capacity	@ 10 kHz across open switch		0,3		pF

Special Product Data	Conditions	Min	Typ	Max	Unit
Dielectric Strength Coil/Contact	according to EN 60255-5	1,5			kV DC
Insulation resistance Coil/Contact	RH <45%, 200 VDC measuring voltage	1,5			TOhm
Capacity Coil/Contact	@ 10 kHz		2		pF
Housing material		epoxy resin			
Connection pins		CuFe2P, tin plated			
Approval		UL-File Nr. NRNT2.E156887 / NRNT8.E156887			
Reach / RoHS conformity		yes			



Europe: +49 / 7731 8399 0

| Email: info@standexmeder.com

USA: +1 / 508 295 0771

| Email: salesusa@standexmeder.com

Asia: +852 / 2955 1682

| Email: salesasia@standexmeder.com

Item No.:

**3205100112**

Item:

**DIP05-1A72-12D**

Environmental data	Conditions	Min	Typ	Max	Unit
Vibration	from 10 - 2000 Hz			30	g
Operating temperature		-20		70	°C
Storage temperature		-35		95	°C
Soldering temperature	wave soldering max. 5 sec.			260	°C
Washability		fully sealed			

General data	Conditions	Min	Typ	Max	Unit
Packaging		Tube per 25 pieces			

Modifications in the sense of technical progress are reserved

Designed at: 26.04.04    Designed by: SCHELLHORN

Approval at: 25.08.09    Approval by: KOLBRICH

Last Change at: 07.04.15    Last Change by: THAUKE

Approval at: 07.04.15    Approval by: JHEYDER

Version: 4

# Mouser Electronics

Authorized Distributor

Click to View Pricing, Inventory, Delivery & Lifecycle Information:

[Standex Electronics:](#)

[DIP05-1A72-12D](#)