

3A, 50V - 1000V Surface Mount Fast Recovery Rectifier

FEATURES

- Glass passivated chip junction
- Ideal for automated placement
- Fast switching for high efficiency
- High surge current capability
- Compliant to RoHS Directive 2011/65/EU and in accordance to WEEE 2002/96/EC
- Halogen-free according to IEC 61249-2-21

APPLICATIONS

- Switching mode power supply (SMPS)
- Adapters
- Lighting application
- Converter

MECHANICAL DATA

- Case: DO-214AB (SMC)
- Molding compound meets UL 94V-0 flammability rating
- Part no. with suffix "H" means AEC-Q101 qualified
- Packing code with suffix "G" means green compound (halogen-free)
- Moisture sensitivity level: level 1, per J-STD-020
- Terminal: Matte tin plated leads, solderable per J-STD-002
- Meet JESD 201 class 2 whisker test
- Polarity: As marked
- Weight: 0.21 g (approximately)

KEY PARAMETERS		
PARAMETER	VALUE	UNIT
$I_{F(AV)}$	3	A
V_{RRM}	50 - 1000	V
I_{FSM}	100	A
T_{JMAX}	150	°C
Package	DO-214AB (SMC)	
Configuration	Single die	



DO-214AB (SMC)

ABSOLUTE MAXIMUM RATINGS ($T_A = 25^\circ\text{C}$ unless otherwise noted)									
PARAMETER	SYMBOL	RS3A	RS3B	RS3D	RS3G	RS3J	RS3K	RS3M	UNIT
Marking code on the device		RS3A	RS3B	RS3D	RS3G	RS3J	RS3K	RS3M	
Repetitive peak reverse voltage	V_{RRM}	50	100	200	400	600	800	1000	V
Reverse voltage, total rms value	$V_{R(RMS)}$	35	70	140	280	420	560	700	V
Maximum DC blocking voltage	V_{DC}	50	100	200	400	600	800	1000	V
Forward current	$I_{F(AV)}$	3							A
Surge peak forward current, 8.3 ms single half sine-wave superimposed on rated load per diode	I_{FSM}	100							A
Junction temperature	T_J	- 55 to +150							°C
Storage temperature	T_{STG}	- 55 to +150							°C

THERMAL PERFORMANCE			
PARAMETER	SYMBOL	TYP	UNIT
Junction-to-lead thermal resistance per diode	$R_{\theta JL}$	15	$^{\circ}C/W$
Junction-to-ambient thermal resistance per diode	$R_{\theta JA}$	50	$^{\circ}C/W$

ELECTRICAL SPECIFICATIONS ($T_A = 25^{\circ}C$ unless otherwise noted)					
PARAMETER	CONDITIONS	SYMBOL	TYP.	MAX.	UNIT
Forward voltage per diode ⁽¹⁾	$I_F = 3A, T_J = 25^{\circ}C$	V_F	-	1.3	V
Reverse current @ rated V_R per diode ⁽²⁾	$T_J = 25^{\circ}C$	I_R	-	10	μA
	$T_J = 125^{\circ}C$		-	250	μA
Reverse recovery time	$I_F = 0.5A, I_R = 1.0A$ $I_{RR} = 0.25A$	t_{rr}	-	150	ns
			-	250	ns
			-	500	ns

Notes:

1. Pulse test with $PW = 0.3$ ms
2. Pulse test with $PW = 30$ ms

ORDERING INFORMATION

PART NO.	PART NO. SUFFIX	PACKING CODE	PACKING CODE SUFFIX	PACKAGE	PACKING
RS3x (Note 1,2)	H	R7	G	SMC	850 / 7" Plastic reel
		R6		SMC	3,000 / 13" Paper reel
		M6		SMC	3,000 / 13" Plastic reel
		V7		Matrix SMC	850 / 7" Plastic reel
		V6		Matrix SMC	3,000 / 13" Plastic reel

Note :

1. "x" defines voltage from 50V (RS3A) to 1000V (RS3M)
2. Only V6 and V7 are all green compound (halogen free)

EXAMPLE

EXAMPLE P/N	PART NO.	PART NO. SUFFIX	PACKING CODE	PACKING CODE SUFFIX	DESCRIPTION
RS3AHR7G	RS3A	H	R7	G	AEC-Q101 qualified Green compound

CHARACTERISTICS CURVES

($T_A = 25^\circ\text{C}$ unless otherwise noted)

Fig.1 Forward Current Derating Curve

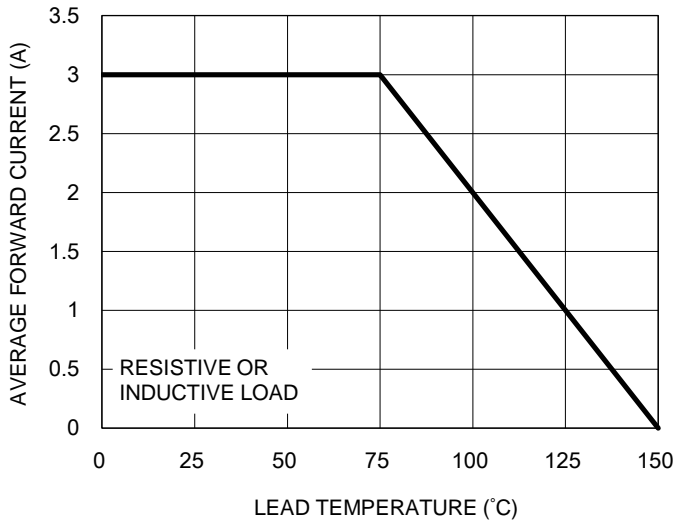


Fig.2 Typical Junction Capacitance

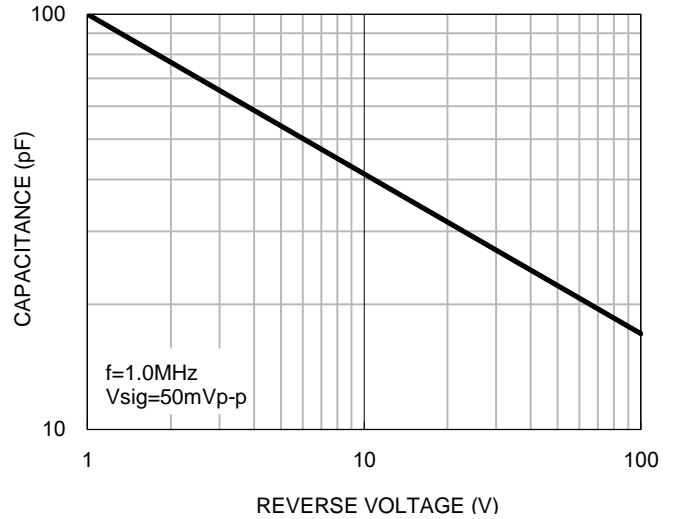


Fig.3 Typical Reverse Characteristics

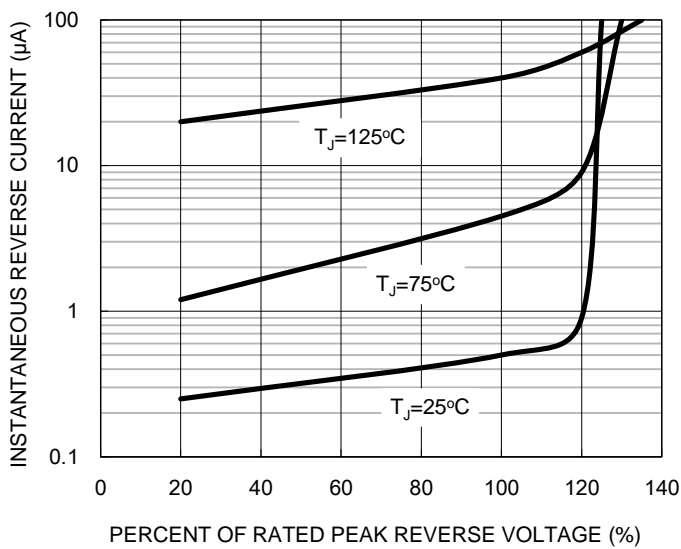
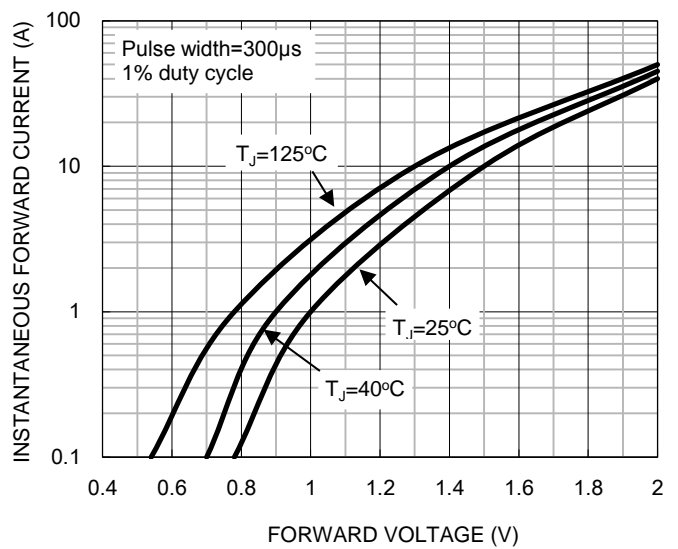


Fig.4 Typical Forward Characteristics



CHARACTERISTICS CURVES

(T_A = 25°C unless otherwise noted)

Fig.5 Maximum Non-repetitive Forward Surge Current

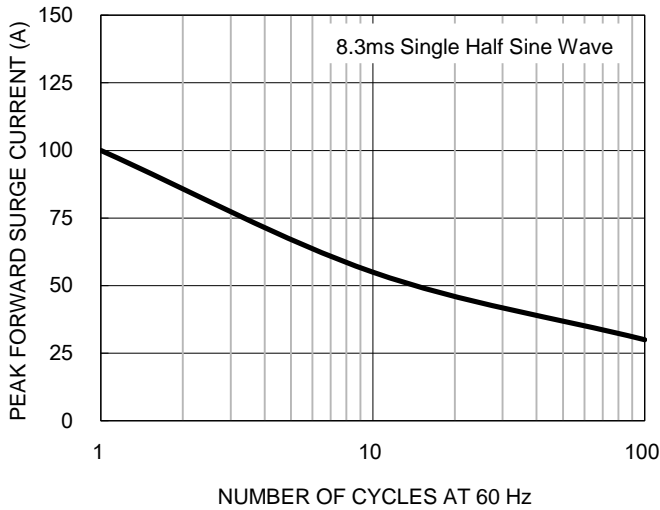
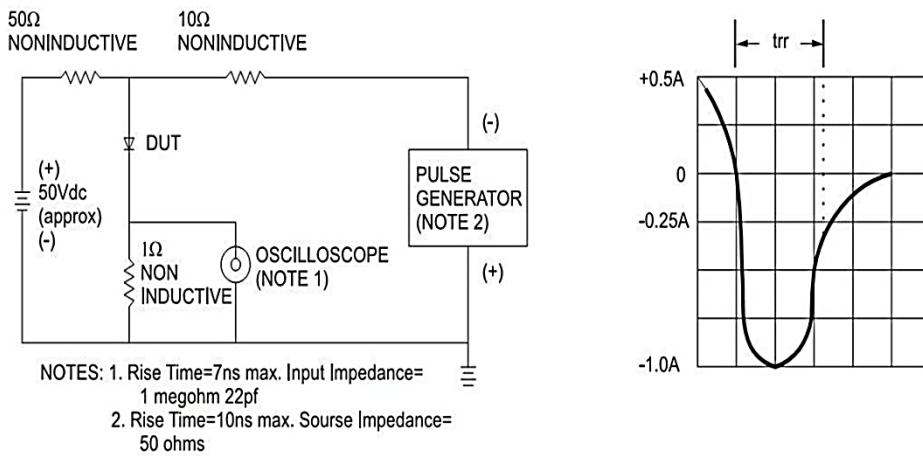


Fig.6 Reverse Recovery Time Characteristic And Test Circuit Diagram



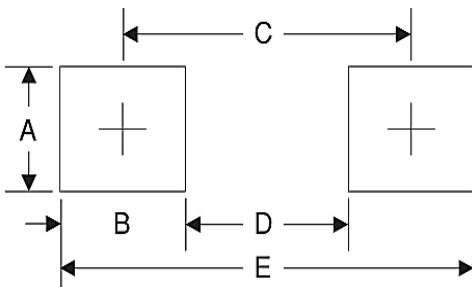
PACKAGE OUTLINE DIMENSIONS

DO-214AB (SMC)



DIM.	Unit (mm)		Unit (inch)	
	Min.	Max.	Min.	Max.
A	2.90	3.20	0.114	0.126
B	6.60	7.11	0.260	0.280
C	5.59	6.22	0.220	0.245
D	2.00	2.62	0.079	0.103
E	1.00	1.60	0.039	0.063
F	7.75	8.13	0.305	0.320
G	0.10	0.20	0.004	0.008
H	0.15	0.31	0.006	0.012

SUGGESTED PAD LAYOUT



Symbol	Unit (mm)	Unit (inch)
A	3.30	0.130
B	2.50	0.098
C	6.80	0.268
D	4.40	0.173
E	9.40	0.370

MARKING DIAGRAM

Matrix SMC

SMC



- P/N =Marking Code
- G =Green Compound
- YW =Date Code
- F =Factory Code

Notice

Specifications of the products displayed herein are subject to change without notice. TSC or anyone on its behalf, assumes no responsibility or liability for any errors or inaccuracies.

Information contained herein is intended to provide a product description only. No license, express or implied, to any intellectual property rights is granted by this document. Except as provided in TSC's terms and conditions of sale for such products, TSC assumes no liability whatsoever, and disclaims any express or implied warranty, relating to sale and/or use of TSC products including liability or warranties relating to fitness for a particular purpose, merchantability, or infringement of any patent, copyright, or other intellectual property right.

The products shown herein are not designed for use in medical, life-saving, or life-sustaining applications. Customers using or selling these products for use in such applications do so at their own risk and agree to fully indemnify TSC for any damages resulting from such improper use or sale.

Mouser Electronics

Authorized Distributor

Click to View Pricing, Inventory, Delivery & Lifecycle Information:

Taiwan Semiconductor:

[RS3A](#) [RS3B](#) [RS3D](#) [RS3G](#) [RS3J](#) [RS3K](#) [RS3M](#) [RS3G R7](#) [RS3M R7G](#) [RS3K R7](#) [RS3J R7](#) [RS3M R6G](#)
[RS3GHR6G](#) [RS3BHR6G](#) [RS3K R7G](#) [RS3GHR6](#) [RS3DHR7G](#) [RS3A R6G](#) [RS3AHR7](#) [RS3J R7G](#) [RS3MHR7G](#)
[RS3JHR7G](#) [RS3G R7G](#) [RS3AHR6](#) [RS3KHR7G](#) [RS3AHR7G](#) [RS3KHR6G](#) [RS3DHR6G](#) [RS3BHR7G](#) [RS3D R7G](#)
[RS3GHR7G](#) [RS3MHR7](#) [RS3A R7](#) [RS3M R7](#) [RS3D R7](#) [RS3B R7G](#) [RS3K R6G](#) [RS3D R6G](#) [RS3J R6G](#) [RS3B R7](#)
[RS3JHR6G](#) [RS3G R6G](#) [RS3A R7G](#) [RS3AHR6G](#) [RS3JHR6](#) [RS3B R6G](#) [RS3MHR6G](#) [RS3A R6](#) [RS3G R6](#) [RS3M](#)
[R6](#) [RS3K R6](#) [RS3J R6](#) [RS3D R6](#) [RS3B R6](#) [RS3A V6G](#) [RS3A V7G](#) [RS3AHV6G](#) [RS3AHV7G](#) [RS3B V6G](#) [RS3B](#)
[V7G](#) [RS3BHV6G](#) [RS3BHV7G](#) [RS3D V6G](#) [RS3D V7G](#) [RS3DHV6G](#) [RS3DHV7G](#) [RS3G V6G](#) [RS3G V7G](#)
[RS3GHV6G](#) [RS3GHV7G](#) [RS3KHV7G](#) [RS3M V6G](#) [RS3M V7G](#) [RS3MHV6G](#) [RS3MHV7G](#) [RS3J V6G](#) [RS3J V7G](#)
[RS3JHV6G](#) [RS3JHV7G](#) [RS3K V6G](#) [RS3K V7G](#) [RS3KHV6G](#)