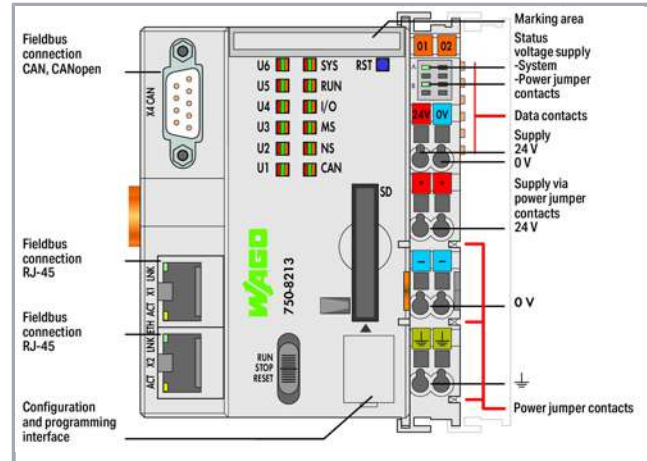


Data sheet | Item number: 750-8213

Controller PFC200; 2nd Generation; 2 x ETHERNET, CAN, CANopen; light gray



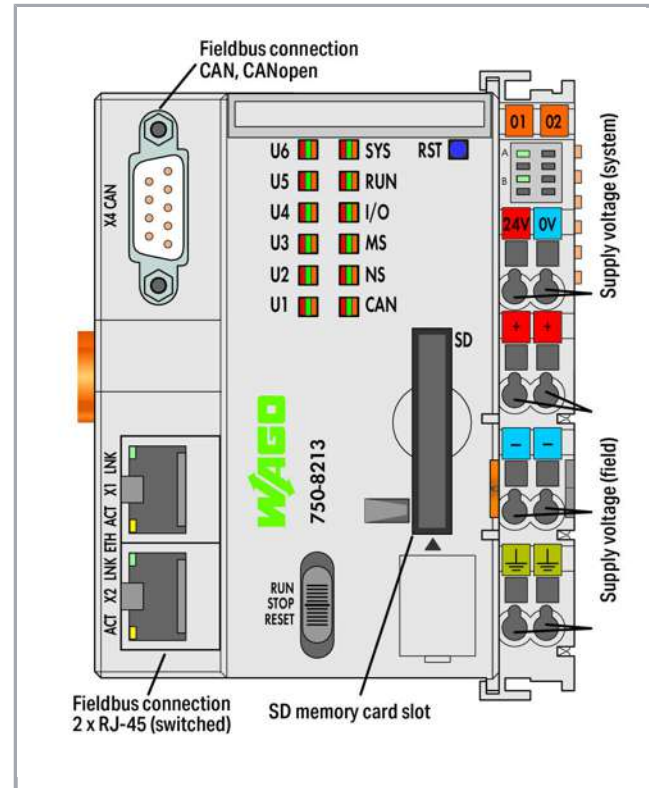
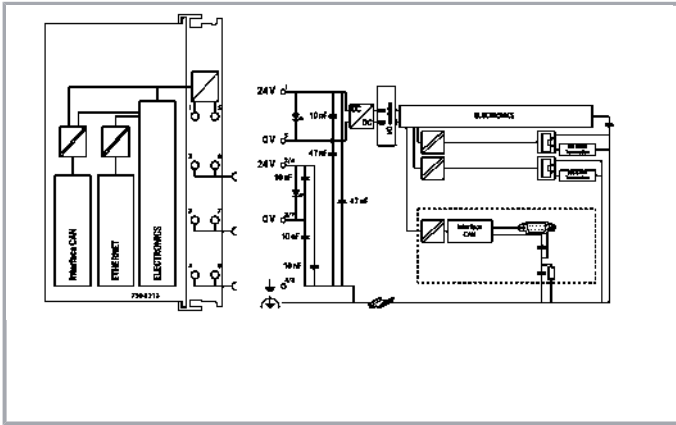
www.wago.com/750-8213



Subject to changes. Please also observe the further product documentation!

WAGO Kontakttechnik GmbH & Co. KG
Hansastr. 27
32423 Minden
Phone: +49571 887-0 | Fax: +49571 887-169
Email: info.de@wago.com | Web: www.wago.com

Do you have any questions about our products?
We are always happy to take your call at +49 (571) 887-44222.



Item description

The PFC200 Controller is a compact PLC for the modular WAGO I/O System. Besides network and fieldbus interfaces, the controller supports all digital, analog and specialty modules found within the 750/753 Series.

Two ETHERNET interfaces and an integrated switch enable line topology wiring.

An integrated Webserver provides user configuration options, while displaying PFC200 status information.

Besides the processing industry and building automation, typical applications for the PFC200 include standard machinery and equipment control (e. g., packaging, bottling and manufacturing systems, as well as textile, metal and wood processing machines).

Programming per IEC 61131-3

- Programmable via WAGO-I/O-PRO V2.3 or *e!COCKPIT*
- Direct connection of WAGO I/O Modules
- 2 x ETHERNET (configurable), CAN, CANopen
- Linux operating system with RT-Preempt patch
- Configuration via CODESYS, *e!COCKPIT* or Web-Based Management interface
- Maintenance-free

Subject to changes. Please also observe the further product documentation!



Data

Technical Data

Communication	CANopen Modbus (TCP, UDP) Ethernet EtherNet/IP adapter (slave), Library for e!RUNTIME EtherCAT master, requires an additional license MQTT
Ethernet protocol	DHCP DNS NTP FTP FTPS SNMP HTTP HTTPS SSH
Visualization	Web Visu
Operating system	Real-time Linux (with RT-Preempt patch)
CPU	Cortex A8; 1 GHz
Programming languages per IEC 61131-3	Instruction List (IL) Ladder Diagram (LD) Function Block Diagram (FBD), Continuous Function Chart (CFC) Structured Text (ST) Sequential Function Chart (SFC)
Programming environment	e!COCKPIT (based on CODESYS V3) WAGO-I/O-PRO V2.3 (based on CODESYS V2.3)
Configuration options	e!COCKPIT WAGO-I/O-CHECK Web-based management e!RUNTIME library CODESYS Library
Baud rate (communication/fieldbus 1)	10/100 Mbit/s
Baud rate	ETHERNET: 10/100 Mbit/s
Transmission medium (communication/fieldbus)	ETHERNET: Twisted Pair S-UTP; 100 Ω; Cat. 5; 100 m maximum cable length
Main memory (RAM)	512 MB
Internal memory (flash)	4000 MB
Hardware non-volatile memory	128 Kbytes
Program memory	CODESYS V2: 16 MB; e!RUNTIME: 60 MB (Program and data memory (dynamically distributed))

Subject to changes. Please also observe the further product documentation!



Data memory	CODESYS V2: 64 MB; e!RUNTIME: 60 MB Program and data memory (dynamically distributed)
Software non-volatile memory	128 Kbytes
Type of memory card	SD and SDHC up to 32 GB (all guaranteed properties only valid with WAGO 758-879/000-001 Memory Card)
Memory card slot	Push-push mechanism; Cover lid (sealable)
Number of modules per node max.	250
Number of I/O modules without bus extension max.	64
Input and output process image (internal) max.	1000 Worte/1000 Worte
Input and output process image (MODBUS) max.	1000 Worte/1000 Worte
Input and output process image (CAN) max.	2000 Worte/2000 Worte
Indicators	LED (SYS, RUN, I/O, CAN, U1 ... U6) red/green/orange: Status system, program, internal data bus, CANopen, status programmable by user (can be used via CODESYS library); LED (A, B) green: Status system power supply, field supply
System supply voltage	DC 24 V (-25 ... +30 %); via pluggable connector (CAGE CLAMP® connection)
Input current typ. at rated load (24 V)	550 mA
Total current for system supply	1,700 mA
Field supply voltage	DC 24 V (-25 ... +30 %); via power jumper contacts
Current carrying capacity of the power jumper contacts	10 A
Number of outgoing power jumper contacts	3
Isolation	500 V system/field

Connection data

Connection technology: communication/fieldbus	CANopen: 1 x D-sub 9 plug; Modbus TCP/UDP: 2 x RJ-45
Connection technology: system supply	2 x CAGE CLAMP®
Connection technology: field supply	6 x CAGE CLAMP®
Connection type (1)	System/field supply
Solid conductor	0,08 ... 2,5 mm ² / 28 ... 14 AWG
Fine-stranded conductor	0,08 ... 2,5 mm ² / 28 ... 14 AWG
Strip length	8 ... 9 mm / 0.31 ... 0.35 inch
Connection technology: Device configuration	1 x Male connector; 4-pole

Geometrical Data

Width	78,6 mm / 3.094 inch
Height	71,9 mm / 2.831 inch
Height from upper-edge of DIN-35 rail	64,7 mm / 2.547 inch

Subject to changes. Please also observe the further product documentation!

WAGO Kontakttechnik GmbH & Co. KG
 Hansastr. 27
 32423 Minden
 Phone: +49571 887-0 | Fax: +49571 887-169
 Email: info.de@wago.com | Web: www.wago.com

Do you have any questions about our products?
 We are always happy to take your call at +49 (571) 887-44222.



Depth	100 mm / 3.937 inch
-------	---------------------

Mechanical data

Weight	211.3 g
Color	light gray
Housing material	Polycarbonate, polyamide 6.6
Conformity marking	CE

Environmental Requirements

Surrounding air (operating) temperature	0 ... 55 °C
Surrounding air (storage) temperature	-40 ... 85 °C
Protection class	IP20
Degree of pollution (5)	2 per IEC 61131-2
Operating altitude	without temperature derating: 0 ... 2000 m; with temperature derating: 2000 ... 5000 m (0.5 K/100 m); 5000 m (max.)
Relative air humidity (no condensation)	95 %
Mounting position	any
Type of mounting	DIN-35 rail
Vibration resistance	4g per IEC 60068-2-6
Shock resistance	15g per IEC 60068-2-27
EMC immunity to interference	per EN 61000-6-2, marine applications
EMC emission of interference	per EN 61000-6-3, marine applications
Exposure to pollutants	Per IEC 60068-2-42 and IEC 60068-2-43
Permissible H ₂ S contaminant concentration at a relative humidity 75 %	10 ppm
Permissible SO ₂ contaminant concentration at a relative humidity 75 %	25 ppm

Commercial data

Packaging type	BOX
Country of origin	DE
GTIN	4055143759687
Customs Tariff No.	85371091990

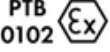


Approvals / Certificates

Ex-Approvals


Subject to changes. Please also observe the further product documentation!

WAGO Kontakttechnik GmbH & Co. KG
 Hansastr. 27
 32423 Minden
 Phone: +49571 887-0 | Fax: +49571 887-169
 Email: info.de@wago.com | Web: www.wago.com





Do you have any questions about our products?
 We are always happy to take your call at +49 (571) 887-44222.

Logo	Approval	Additional Approval Text	Certificate name
	ATEX TUEV Nord Cert GmbH	EN 60079	TUEV_14_ATEX_148929_X
	IECEX TUEV Nord Cert GmbH	IEC 60079-0	IECEX_TUN_14.0035_X
	UL Underwriters Laboratories Inc. (HAZARDOUS LOCATIONS)	UL 121201	E198726 Sec.1

Country specific Approvals

Logo	Approval	Additional Approval Text	Certificate name
	KC National Radio Research Agency	Article 58-2, Clause 3	MSIP- REM-W43- PFC750

Ship Approvals

Logo	Approval	Additional Approval Text	Certificate name
	ABS American Bureau of Shipping	-	19- HG1821926
	DNV GL Det Norske Veritas, Germanischer Lloyd	-	TAA0000194
	LR Lloyds Register	-	02/20026 (E6)
	PRS Polski Rejestr Statków	-	TE/2236 /880590/19


UL-Approvals

Subject to changes. Please also observe the further product documentation!

WAGO Kontakttechnik GmbH & Co. KG
 Hansastr. 27
 32423 Minden
 Phone: +49571 887-0 | Fax: +49571 887-169
 Email: info.de@wago.com | Web: www.wago.com

Do you have any questions about our products?
 We are always happy to take your call at +49 (571) 887-44222.







Logo	Approval	Additional Approval Text	Certificate name
	UL Underwriters Laboratories Inc. (ORDINARY LOCATIONS)	UL 61010-2-201	E175199 Sec11

Counterpart

Compatible products

software

	Item no.: 2759-101/1110-2002 e!COCKPIT; Workstation License	www.wago.com/2759-101/1110-2002
	Item no.: 2759-101/1110-2005 e!COCKPIT; Multi-User License; 05 pcs	www.wago.com/2759-101/1110-2005
	Item no.: 2759-101/1110-2010 e!COCKPIT; Multi-User License; 10 pcs	www.wago.com/2759-101/1110-2010
	Item no.: 2759-101/1110-2015 e!COCKPIT; Multi-User License; 15 pcs	www.wago.com/2759-101/1110-2015
	Item no.: 2759-101/1110-2020 e!COCKPIT; Multi-User License; 20 pcs	www.wago.com/2759-101/1110-2020
	Item no.: 2759-101/1110-3000 e!COCKPIT; Site License	www.wago.com/2759-101/1110-3000
	Item no.: 2759-101/1110-4000 e!COCKPIT; Buy-out License	www.wago.com/2759-101/1110-4000

Subject to changes. Please also observe the further product documentation!

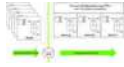
WAGO Kontakttechnik GmbH & Co. KG
 Hansastr. 27
 32423 Minden
 Phone: +49571 887-0 | Fax: +49571 887-169
 Email: info.de@wago.com | Web: www.wago.com

Do you have any questions about our products?
 We are always happy to take your call at +49 (571) 887-44222.



Item no.: 2759-208/210-1000
Library MTP; Single License

www.wago.com/2759-208/210-1000



Item no.: 2759-208/211-1000
Library MTP; Single License; Online activation

www.wago.com/2759-208/211-1000



Item no.: 2759-2283/210-1000
e!RUNTIME; BACnet; 300; Single License; M

www.wago.com/2759-2283/210-1000



Item no.: 2759-2283/211-1000
e!RUNTIME; BACnet; 300; Single License; M; Online activation

www.wago.com/2759-2283/211-1000



Item no.: 2759-247/210-1000
e!RUNTIME; Sparkplug; Single License

www.wago.com/2759-247/210-1000



Item no.: 2759-247/211-1000
e!RUNTIME; Sparkplug; Single License; Online activation

www.wago.com/2759-247/211-1000



Item no.: 2759-263/210-1000
e!RUNTIME; EtherCAT Master; 300; Single License

www.wago.com/2759-263/210-1000



Item no.: 2759-263/211-1000
e!RUNTIME; EtherCAT Master; 300; Single License; Online activation

www.wago.com/2759-263/211-1000



Item no.: 2759-283/210-1000
e!RUNTIME; BACnet; 300; Single License

www.wago.com/2759-283/210-1000



Item no.: 2759-283/211-1000
e!RUNTIME; BACnet; 300; Single License; Online activation

www.wago.com/2759-283/211-1000



Item no.: 759-333
WAGO-I/O-PRO

www.wago.com/759-333



Item no.: 759-333/000-923
WAGO-I/O-PRO; USB-Set

www.wago.com/759-333/000-923



Item no.: 759-911
WAGO-I/O-PRO; CD

www.wago.com/759-911
















shield connection



Item no.: 790-108
Shield clamping saddle; 11 mm wide; diameter of compatible conductor; 3 ... 8 mm

www.wago.com/790-108

Subject to changes. Please also observe the further product documentation!

	Item no.: 790-116 Shield clamping saddle; 19 mm wide; diameter of compatible conductor; 7 ... 16 mm	www.wago.com/790-116
	Item no.: 790-124 Shield clamping saddle; 27 mm wide; diameter of compatible conductor; 6 ... 24 mm	www.wago.com/790-124
	Item no.: 790-140 Shield clamping saddle; diameter of compatible conductor	www.wago.com/790-140
	Item no.: 790-208 Shield clamping saddle; 12.4 mm wide; 3 ... 8 mm	www.wago.com/790-208
	Item no.: 790-216 Shield clamping saddle; 21.8 mm wide; 6 ... 16 mm	www.wago.com/790-216
	Item no.: 790-220 Shield clamping saddle; 30 mm wide; 6 ... 20 mm	www.wago.com/790-220
General accessories		
	Item no.: 750-921 Bluetooth® Adapter; light gray	www.wago.com/750-921
	Item no.: 750-923 Configuration cable; USB connector; Length: 2.5 m; black	www.wago.com/750-923
	Item no.: 750-923/000-001 Configuration cable; USB connector; Length: 5 m	www.wago.com/750-923/000-001
wiring and connectors		
	Item no.: 750-963 Fieldbus Connector CANopen; with D-sub female connector; 9-pole; light gray	www.wago.com/750-963
	Item no.: 750-975 ETHERNET RJ-45 connector, IP20; ETHERNET 10/100 Mbit/s; for field assembly; light gray	www.wago.com/750-975
	Item no.: 750-977/000-011 Connector ETHERNET; RJ-45; Cat. 6A; straight; Code T568A; AWG 22	www.wago.com/750-977/000-011
	Item no.: 750-977/000-012 Connector ETHERNET; RJ-45; Cat. 6A; straight; Code T568B; AWG 22	www.wago.com/750-977/000-012
	Item no.: 750-977/000-021 Connector ETHERNET; RJ-45; Cat. 6A; straight; Code T568A; AWG 24	www.wago.com/750-977/000-021
	Item no.: 750-977/000-022 Connector ETHERNET; RJ-45; Cat. 6A; straight; Code T568B; AWG 24	www.wago.com/750-977/000-022

Subject to changes. Please also observe the further product documentation!



Item no.: 750-978/000-011
Connector ETHERNET; RJ-45; Cat. 6A; straight; Code T568A; AWG 22; Strain relief

www.wago.com/750-978/000-011



Item no.: 750-978/000-012
Connector ETHERNET; RJ-45; Cat. 6A; straight; Code T568B; AWG 22; Strain relief

www.wago.com/750-978/000-012



Item no.: 750-978/000-021
Connector ETHERNET; RJ-45; Cat. 6A; straight; Code T568A; AWG 24; Strain relief

www.wago.com/750-978/000-021



Item no.: 750-978/000-022
Connector ETHERNET; RJ-45; Cat. 6A; straight; Code T568B; AWG 24; Strain relief

www.wago.com/750-978/000-022



Item no.: 750-979/000-011
Connector ETHERNET; RJ-45; Cat. 6A; angled; Code T568A; AWG 22; Strain relief

www.wago.com/750-979/000-011



Item no.: 750-979/000-012
Connector ETHERNET; RJ-45; Cat. 6A; angled; Code T568B; AWG 22; Strain relief

www.wago.com/750-979/000-012



Item no.: 750-979/000-021
Connector ETHERNET; RJ-45; Cat. 6A; angled; Code T568A; AWG 24; Strain relief

www.wago.com/750-979/000-021



Item no.: 750-979/000-022
Connector ETHERNET; RJ-45; Cat. 6A; angled; Code T568B; AWG 24; Strain relief

www.wago.com/750-979/000-022

Marking accessories

Item no.: 2009-145
Mini-WSB Inline; for Smart Printer; 1700 pieces on roll; stretchable 5 - 5.2 mm; plain; snap-on type; white

www.wago.com/2009-145

Item no.: 2009-145/000-002
Mini-WSB Inline; for Smart Printer; 1700 pieces on roll; stretchable 5 - 5.2 mm; plain; snap-on type; white

www.wago.com/2009-145/000-002

Item no.: 2009-145/000-005
Mini-WSB Inline; for Smart Printer; 1700 pieces on roll; stretchable 5 - 5.2 mm; plain; snap-on type; red

www.wago.com/2009-145/000-005











Item no.: 2009-145/000-006
Mini-WSB Inline; for Smart Printer; 1700 pieces on roll; stretchable 5 - 5.2 mm; plain; snap-on type; blue

www.wago.com/2009-145/000-006

Item no.: 2009-145/000-007
Mini-WSB Inline; for Smart Printer; 1700 pieces on roll; stretchable 5 - 5.2 mm; plain; snap-on type; white

















www.wago.com/2009-145/000-007

Subject to changes. Please also observe the further product documentation!















	<p>Item no.: 2009-145/000-012 Mini-WSB Inline; for Smart Printer; 1700 pieces on roll; stretchable 5 - 5.2 mm; plain; snap-on type; orange</p>	<p>www.wago.com/2009-145/000-012</p>
	<p>Item no.: 2009-145/000-023 Mini-WSB Inline; for Smart Printer; 1700 pieces on roll; stretchable 5 - 5.2 mm; plain; snap-on type; green</p>	<p>www.wago.com/2009-145/000-023</p>
	<p>Item no.: 2009-145/000-024 Mini-WSB Inline; for Smart Printer; 1700 pieces on roll; stretchable 5 - 5.2 mm; plain; snap-on type; violet</p>	<p>www.wago.com/2009-145/000-024</p>
	<p>Item no.: 248-501 Miniature WSB Quick marking system; plain; Marker width 5 mm; 10 strips with 10 markers per card</p>	<p>www.wago.com/248-501</p>
	<p>Item no.: 248-501/000-002 Mini-WSB marking card; as card; not stretchable; plain; snap-on type; yellow</p>	<p>www.wago.com/248-501/000-002</p>
	<p>Item no.: 248-501/000-005 Mini-WSB marking card; as card; not stretchable; plain; snap-on type; red</p>	<p>www.wago.com/248-501/000-005</p>
	<p>Item no.: 248-501/000-006 Mini-WSB marking card; as card; not stretchable; plain; snap-on type; blue</p>	<p>www.wago.com/248-501/000-006</p>
	<p>Item no.: 248-501/000-007 Mini-WSB marking card; as card; not stretchable; plain; snap-on type; gray</p>	<p>www.wago.com/248-501/000-007</p>
	<p>Item no.: 248-501/000-012 Mini-WSB marking card; as card; not stretchable; plain; snap-on type; orange</p>	<p>www.wago.com/248-501/000-012</p>
	<p>Item no.: 248-501/000-017 Mini-WSB marking card; as card; not stretchable; plain; snap-on type; light green</p>	<p>www.wago.com/248-501/000-017</p>
	<p>Item no.: 248-501/000-023 Mini-WSB marking card; as card; not stretchable; plain; snap-on type; green</p>	<p>www.wago.com/248-501/000-023</p>
	<p>Item no.: 248-501/000-024 Mini-WSB marking card; as card; not stretchable; plain; snap-on type; violet</p>	<p>www.wago.com/248-501/000-024</p>
	<p>Item no.: 750-103 Group marker carrier; transparent</p>	<p>www.wago.com/750-103</p>
	<p>Item no.: 750-107 Group marker carrier; transparent</p>	<p>www.wago.com/750-107</p>

Carrier rail

Subject to changes. Please also observe the further product documentation!

	Item no.: 210-112 Steel carrier rail; 35 x 7.5 mm; 1 mm thick; 2 m long; slotted; according to EN 60715; "Hole width 25 mm	www.wago.com/210-112
	Item no.: 210-113 Steel carrier rail; 35 x 7.5 mm; 1 mm thick; 2 m long; unslotted; according to EN 60715	www.wago.com/210-113
	Item no.: 210-114 Steel carrier rail; 35 x 15 mm; 1.5 mm thick; 2 m long; unslotted; similar to EN 60715	www.wago.com/210-114
	Item no.: 210-115 Steel carrier rail; 35 x 7.5 mm; 1 mm thick; 2 m long; slotted; according to EN 60715; "Hole width 18 mm	www.wago.com/210-115
	Item no.: 210-118 Steel carrier rail; 35 x 15 mm; 2.3 mm thick; 2 m long; unslotted; according to EN 60715	www.wago.com/210-118
	Item no.: 210-196 Aluminum carrier rail; 35 x 8.2 mm; 1.6 mm thick; 2 m long; unslotted; similar to EN 60715; silver-colored	www.wago.com/210-196
	Item no.: 210-197 Steel carrier rail; 35 x 15 mm; 1.5 mm thick; 2 m long; slotted; similar to EN 60715	www.wago.com/210-197
	Item no.: 210-198 Copper carrier rail; 35 x 15 mm; 2.3 mm thick; 2 m long; unslotted; according to EN 60715; copper-colored	www.wago.com/210-198
	Item no.: 210-504 Steel carrier rail; 35 x 7.5 mm; 1 mm thick; 2 m long; slotted; galvanized; according to EN 60715	www.wago.com/210-504
	Item no.: 210-505 Steel carrier rail; 35 x 7.5 mm; 1 mm thick; 2 m long; unslotted; galvanized; according to EN 60715	www.wago.com/210-505
	Item no.: 210-506 Steel carrier rail; 35 x 15 mm; 1.5 mm thick; 2 m long; unslotted; galvanized; similar to EN 60715	www.wago.com/210-506
	Item no.: 210-508 Steel carrier rail; 35 x 15 mm; 1.5 mm thick; 2 m long; slotted; galvanized; similar to EN 60715	www.wago.com/210-508
system box		
	Item no.: 850-804 IP65 enclosure; Stainless steel; WxHxD (400x123x200 mm); 4 x M20, 16 x M16, 28 x M12 cable grip	www.wago.com/850-804
	Item no.: 850-804/000-001 IP65 enclosure; Stainless steel; WxHxD (400x123x200 mm); 2 x M20, 13 x M16, 32 x M12 cable grip	www.wago.com/850-804/000-001
	Item no.: 850-805 IP65 enclosure; Stainless steel; WxHxD (600x123x200 mm); 4 x M20, 19 x M16, 67 x M12 cable grip	www.wago.com/850-805
	Item no.: 850-814/002-000 IP65 enclosure; Sheet steel (RAL 7035); WxHxD (200x120x200 mm); without flange plate	www.wago.com/850-814/002-000

Subject to changes. Please also observe the further product documentation!

	Item no.: 850-815/002-000 IP65 enclosure; Sheet steel (RAL 7035); WxHxD (300x120x200 mm); without flange plate	www.wago.com/850-815/002-000
	Item no.: 850-816/002-000 IP65 enclosure; Sheet steel (RAL 7035); WxHxD (400x120x200 mm); without flange plate	www.wago.com/850-816/002-000
	Item no.: 850-817/002-000 IP65 enclosure; Sheet steel (RAL 7035); WxHxD (600x120x200 mm); without flange plate	www.wago.com/850-817/002-000
	Item no.: 850-825 IP65 enclosure; Aluminium (RAL 7032); WxHxD (160x100x160 mm); 9 x M12, 4 x M20	www.wago.com/850-825
	Item no.: 850-826 IP65 enclosure; Aluminium (RAL 7032); WxHxD (240x100x160 mm); 4 x M20, 4 x M16, 14 x M12 cable grip	www.wago.com/850-826
	Item no.: 850-826/002-000 IP65 enclosure; Aluminium (RAL 7035); WxHxD (240x100x160 mm); 4 x M20, 4 x M16, 14 x M12 cable grip	www.wago.com/850-826/002-000
	Item no.: 850-827 IP65 enclosure; Aluminium (RAL 7032); WxHxD (320x100x160 mm); 4 x M20, 8 x M16, 17 x M12 cable grip	www.wago.com/850-827
	Item no.: 850-827/002-000 IP65 enclosure; Aluminium (RAL 7035); WxHxD (320x100x160 mm); 4 x M20, 8 x M16, 17 x M12 cable grip	www.wago.com/850-827/002-000
	Item no.: 850-828 IP65 enclosure; Aluminium (RAL 7032); WxHxD (480x100x160 mm); 4 x M20, 10 x M16, 35 x M12 cable grip	www.wago.com/850-828
	Item no.: 850-828/002-000 IP65 enclosure; Aluminium (RAL 7035); WxHxD (480x100x160 mm); 4 x M20, 10 x M16, 35 x M12 cable grip	www.wago.com/850-828/002-000
	Item no.: 850-834 IP65 enclosure; Polyester (RAL 7032); WxHxD (164x100x164 mm); 9 x M12, 4 x M20	www.wago.com/850-834
	Item no.: 850-835 IP65 enclosure; Polyester (RAL 7032); WxHxD (244x100x164 mm); 4 x M20, 4 x M16, 14 x M12 cable grip	www.wago.com/850-835
	Item no.: 850-836 IP65 enclosure; Polyester (RAL 7032); WxHxD (324x100x164 mm); 4 x M20, 8 x M16, 17 x M12 cable grip	www.wago.com/850-836
memory card		
	Item no.: 758-879/000-001 Memory Card SD; SLC-NAND; 2 GByte; Temperature from -40 to 90 °C	www.wago.com/758-879/000-001

Subject to changes. Please also observe the further product documentation!



Item no.: 758-879/000-2108

Memory Card SD; pSLC-NAND; 8 GB; Temperature range: -40 to 90°C

www.wago.com/758-879/000-2108

Downloads

Documentation

Manual

Cyber Security for Controller PFC100 / PFC200	V 1.2.0	pdf 8.3 MB	Download
PFC200 G2 2ETH CAN Controller PFC200; 2nd Generation; 2 x ETHERNET, CAN, CANopen	V 1.3.0 Nov 15, 2019	pdf 5.5 MB	Download
WAGO MODBUS Master Configurator for configuration of MODBUS networks in WAGO-I/O-PRO (CODESYS)	V 1.1.0	pdf 1.8 MB	Download
e!RUNTIME EtherCAT® Master	V 1.1.1 Dec 17, 2019	pdf 879.5 kB	Download

Bid Text

750-8213 GAEB docx - Datei	Jan 23, 2019	docx 22.7 kB	Download
-------------------------------	--------------	-----------------	----------

Tutorial

Set IP address with Ethernet Settings In this video we are demonstrating how you can set a IP address with Ethernet Settings. Content: 00:27 – Chapter #1 Download and install software; 00:56 – Chapter #2 Open Ethernet Settings; 01:10 – Chapter #3 Establish serial Connection; 01:34 – Chapter #4 Set IP address; 02:10 – Chapter #5 Check IP address	3.0 Dec 18, 2017	mp4 88.3 MB	Download
Establish connection to a controller using SSH In this video we are demonstrating how to establish a SSH connection with a controller using for example PuTTY to be able to work with the LINUX console. Contents: 0:21 Download and install the SSH client; 0:40 Establish the SSH connection; 0:50 Log on to the Controller	1.0 Aug 5, 2017	mp4 29.0 MB	Download

Additional Information

Disposal; Electrical and electronic equipment, Packaging	V 1.0.0	pdf 265.8 kB	Download
e!RUNTIME EtherCAT® Master	V 1.1.1	pdf	Download

Subject to changes. Please also observe the further product documentation!



Dec 17, 2019

879.5 kB

System Description

Design Notes Basic conditions and recommendations for higher operational safety	V 2.0.0	pdf 1.5 MB	Download
Controller PFC100/200, General Product Information		pdf 591.2 kB	Download
Overview on WAGO-I/O-SYSTEM 750 approvals		pdf 780.2 kB	Download

Application Notes

Application Note CoDeSys 2.3

WagoConfigToolLIB The library WagoConfigToolLIB.lib library provides function blocks for accessing the device configuration (e.g., network settings, data and time, ongoing services).	1.0.0	pdf 349.1 kB	Download
ModuleAccess_01.lib The ModuleAccess_01 library provides both module configuration and access to its process data within a CoDeSys project without the use of WAGO I/O Check.	1.8.7 Jan 27, 2020	zip 2.2 MB	Download
Connection of Thermokon Multi-function room control units WRF 08 The fundamental way of carrying out the communication between the WAGO I/O System and the multi-function room operating panel (WRF08 RS485 Modbus) from Thermokon is described in this application note.	10.04.2019 Apr 10, 2019	zip 876.4 kB	Download
Application Note PowerMeasurement_03 Library This application note describes how current, voltage, effective power, power factor and energy consumption can be measured using 3-phase power measurement modules (750-493).	19.01.2011 Mar 19, 2012	zip 954.5 kB	Download
Application Note: DMX_02 This application note describes how a DMX master for DMX device control can be performed via 750-652 serial interface.	26.04.2017 Apr 26, 2017	zip 751.0 kB	Download
Anbindung der HKW-Elektronik Wetterprognose-Station WS-K xx T ModBus Dieser Anwendungshinweis beschreibt, wie die Kommunikation zwischen dem WAGO-I/O-System und einer HKW-Elektronik Wetterprognose-Station Kompakt realisiert werden kann.	V 1.1 Jul 7, 2017	zip 781.1 kB	Download
Application Note Library ModuleAccess_01	05.01.2016	zip	Download

Subject to changes. Please also observe the further product documentation!



These instructions describe the use of the ModuleAccess_01.lib library using 4 examples.	Jan 29, 2016	1.0 MB	
<p>Anwendungshinweis für die Steuerung eines Igus robolink</p> <p>Der Anwendungshinweis beschreibt anhand einer Demoapplikation die Steuerung eines Igus robolink® Roboterarms mit sechs Achsen. Als Steuerung wird ein Wago PFC200 (Art.-Nr. 750-8202) verwendet.</p>	12.11.2015 Nov 12, 2015	zip 1.3 MB	Download
<p>Application Note: MpBus_03 Library</p> <p>This Application Note explains how a WAGO fieldbus controller sets up communication to the MP-bus actuators via the MP-bus master module (750-643).</p>	2020-01-29 Jan 29, 2020	zip 520.4 kB	Download
<p>Connection of Thermokon Multi-function room control units WRF 06</p> <p>The fundamental method of setting up communication between the WAGO I/O System and the multi-function room operating panel (WRF06 RS485 Modbus) from Thermokon is described in this application note.</p>	10.04.2019 Apr 8, 2016	zip 845.9 kB	Download
<p>HLK-Anlagenmakros für TRIC</p> <p>In dieser Zip-Datei finden Sie Vorlagen und Makros für die Planungssoftware TRIC. TRIC ist ein Werkzeug für Planer und Errichter von HLK-Anlagen, das den Richtlinien der VOB, VDI und DIN EN ISO entspricht.</p>	Jul 10, 2015	zip 76.8 MB	Download
<p>Application Note for the 750-494 3-Phase Power Measurement Module</p> <p>The application note for the 3-Phase Power Measurement Module 750-494 shows how the measured values of the power measurement module can be read. It is also shown how the power module can be configured using the WAGO-I/O-PRO- V2.3 visualization tool.</p>	24.01.2014 Nov 11, 2014	zip 1.7 MB	Download
<p>Connection of DMX devices to the WAGO-I/O-SYSTEM via the ArtNet-DMX STAGE-PROFI 1.1</p> <p>This application note describes connecting the ArtNet-DMX STAGE-PROFI 1.1 to the WAGO-I/O-SYSTEM. The ArtNet-DMX STAGE-PROFI 1.1 can be operated as a DMX master and a DMX slave.</p>	11.01.2013 Jan 11, 2013	zip 1.5 MB	Download
<p>Application Note Library WagoDatalogger_02</p> <p>This application note describes the use of the WagoDatalogger_02.lib library. Up to 80 analog or digital signals can be recorded.</p>	10.03.2016 Apr 4, 2016	zip 1.3 MB	Download
<p>Application Note Scheduler_03.lib</p> <p>This application note describes different applications of the Scheduler_03.lib library.</p>	20.05.2011 May 20, 2011	zip 1.8 MB	Download
<p>Application Note Weather Station Elsner P03 Modbus</p> <p>This application note describes how communication can be set up between the WAGO I/O System and the ELSNER P03/3 weather station with a Modbus interface.</p>	01.12.2011 Oct 28, 2011	zip 275.6 kB	Download
Application note Cloud Connectivity	2019-09-17	zip	Download

Subject to changes. Please also observe the further product documentation!



<p>This application note explains how the WAGO controllers PFC100 and PFC200 can communicate with cloud services like Microsoft Azure (WAGO Cloud), Amazon AWS and IBM Bluemix. Data could be send to the cloud and commands could receive from the cloud. The libraries WagoLibCloud for WAGO-I/O-PRO V2.3 and WagoAppCloud for e!COCKPIT are used.</p>	<p>Sep 17, 2019</p>	<p>4.1 MB</p>
<p>Connection of a Thermokon Thanos SR L MODBUS room control unit to the WAGO-I/O-SYSTEM</p> <p>The fundamental method of setting up communication between the WAGO I/O System and the Thanos SR L MODBUS room operating panel from Thermokon is described in this application note.</p>	<p>02.05.2013 May 13, 2013</p>	<p>zip 313.2 kB</p> <p>Download</p>
<p>GRUNDFOS GENIbus interface, application note</p> <p>This application note describes how communication between the WAGO-I/O-SYSTEM and the Grundfos MAGNA series circulation pumps can be performed via GENIbus interface.</p>	<p>20.03.2017 Mar 20, 2017</p>	<p>zip 286.6 kB</p> <p>Download</p>
<p>HART Tool Routing via ETHERNET with 750-820x/750-88x and CODESYS 2.3 (a116120)</p> <p>This application note describes how to set up asset management systems, which facilitate simple, efficient configuration of HART field devices. With the Cerabar PMC51 (Endress+Hauser) as an example, a connection is established from any HART sensor to a WAGO PROFIBUS Controller and a WAGO ETHERNET Fieldbus Coupler. The configuration is made with the asset management software WAGOframe, PACTware und FieldCare.</p>	<p>1.0.0 Mar 22, 2019</p>	<p>pdf 3.9 MB</p> <p>Download</p>
<p>Application Note: EnOcean_06 Library</p> <p>This application note describes how communication between the WAGO-I/O-SYSTEM and different EnOcean wireless sensors can be implemented using the EnOcean_06.lib library.</p>	<p>30.11.2016 Nov 30, 2016</p>	<p>zip 842.0 kB</p> <p>Download</p>
<p>Application Note Connecting with an iPod Touch</p> <p>This Application Note explains the basic procedures for access to the WAGO Ethernet Controller 750-8xx or the WAGO Ethernet Coupler 750-3xx using an iPod Touch.</p>	<p>30.03.2011 Oct 28, 2011</p>	<p>zip 439.1 kB</p> <p>Download</p>
<p>HVAC System Macros</p> <p>WAGO provides system macros for HVAC applications that are based on Building_HVAC_03.lib.</p>	<p>10.03.2017 Mar 15, 2019</p>	<p>zip 13.6 MB</p> <p>Download</p>
<p>Application Note for the 750-495 3-Phase Power Measurement Module</p> <p>The application note for the 3-Phase Power Measurement Module 750-495 shows how the measured values of the power measurement module can be read. It is also shown how the power module can be configured using the WAGO-I/O-PRO- V2.3 visualization tool.</p>	<p>24.01.2014 Jan 24, 2014</p>	<p>zip 1.8 MB</p> <p>Download</p>
<p>Application note for installing a MySQL-Server on a PFC-Controller</p>	<p>V 1.0.4</p>	<p>zip</p> <p>Download</p>

Subject to changes. Please also observe the further product documentation!



This Application Note explains how a MySQL-Server can be set up and used on a PFC 200. The Application shows how measurement values of the 3-Phase Power Measurement Module can be written into a database. May 16, 2019 4.5 MB

HART Tool Routing via PROFIBUS with 750-833 and 750-333 (a116140) 1.0.0 pdf Download
 Mar 22, 2019 5.3 MB
 This application note describes how to set up asset management systems, which facilitate simple, efficient configuration of HART field devices. Using the Cerabar PMC51 (Endress+Hauser) as an example, connecting any HART sensor to a WAGO PROFIBUS controller and a WAGO PROFIBUS Coupler is explained. The cyclic PROFIBUS Master (750-8208) realizes the data exchange. As an acyclic master, a TH LINK PROFIBUS provides access for the plant asset management applications WAGOframe, PACTware and FieldCare.

Using the web visualization with Java™ runtime environment (JRE, JVM) 7 update 51 (7u51) (a500690) V1.2.4 zip Download
 Feb 26, 2019 5.0 MB
 Oracle announced an update (7u51) for their Java™ runtime environment for the 14th of January 2014 which might have an impact on the use of the WAGO web visualization with Controller, PERSPECTO CP devices and WAGO-IO-IPCs. For more details please have a look into our application note.

Application note: DALI 753-647 Configuration Interface V1.0.2 zip Download
 Apr 29, 2019 3.1 MB
 This application note describes the WAGO DALI Configurator, the integration of the DALI visualization for configuring various sensor types and the implementation in a program.

Application Note e!COCKPIT

e!COCKPIT application note WagoAppCloud 2019-10-21 zip Download
 Oct 21, 2019 3.9 MB
 This application note explains how the WAGO controllers PFC100 and PFC200 can communicate with cloud services like Microsoft Azure (WAGO Cloud), Amazon AWS and IBM Bluemix. Data could be send to the cloud and commands could receive from the cloud. The libraries WagoLibCloud for WAGO-I/O-PRO V2.3 and WagoAppCloud for e!COCKPIT are used.

SNMP Communication (a500850) V1.1.0 zip Download
 Feb 20, 2020 3.8 MB
 This application note explains how the WAGO controllers PFC100 andPFC200 can communicate via SNMP: Sending traps / inform notifications, creating an MIB and using the controller as an SNMP agent. To do so, the SNMP-specific libraries for WAGO-I/O-PRO V2.3 and e!COCKPIT are used.

HART Tool Routing via ETHERNET with 750-820x and e!RUNTIME (a116130) 1.0.0 pdf Download
 Mar 22, 2019 2.9 MB
 This application note describes how to set up asset management systems, which facilitate simple, efficient configuration of HART field devices. With the Cerabar PMC51 (Endress+Hauser) as an example, a connection is established from any HART sensor to a WAGO PROFIBUS Controller and a WAGO ETHERNET fieldbus coupler. The configuration is made with the asset management software WAGOframe, PACTware und FieldCare.

Subject to changes. Please also observe the further product documentation!



<p>eCOCKPIT application note installation MySQL-Server</p> <p>This Application Note explains how a MySQL-Server can be set up and used on a PFC 200. The Application shows how measurement values of the 3-Phase Power Measurement Module can be written into a database.</p>	<p>2019-09-09 Sep 9, 2019</p>	<p>pdf 1.9 MB</p>	<p>Download</p>
<p>e!COCKPIT Application Note WAGO Gateway Application</p> <p>The WAGO Gateway Application for the WAGO 750-8212 PFC200 2nd Generation enables communication between different bus and/or communication systems and shortens the integration time. The user-friendly web interface allows the user to exchange information and measured values between different systems. The pre-configured application shortens startup times, especially in building technology. The WAGO Gateway Application currently enables communication with Modbus RTU, Modbus IP (TCP/UDP) and KNX-TP devices. Every conceivable combination is possible.</p>	<p>V 1.0.0.0 Nov 11, 2019</p>	<p>pdf 8.6 MB</p>	<p>Download</p>

Libraries

Library			
<p>WagoConfigToolLIB</p> <p>The library WagoConfigToolLIB.lib library provides function blocks for accessing the device configuration (e.g., network settings, data and time, ongoing services).</p>	<p>1.0.0</p>	<p>pdf 349.1 kB</p>	<p>Download</p>
<p>WagoLibLed</p> <p>This library contains function blocks that can be used for control and querying of the user LEDs and for querying of the status LEDs. Depending on the device design, not all of the user or status LEDs may be provided.</p>	<p>1.0.0</p>	<p>pdf 516.5 kB</p>	<p>Download</p>
<p>WagoLibNetSnmpManager</p> <p>The "WagoLibNetSnmpManager.lib" library is used to implement SNMP manager functions. This makes it possible to access other SNMP agents as well as call and modify OIDs via an IEC program.</p>	<p>1.1.0</p>	<p>pdf 1.1 MB</p>	<p>Download</p>
<p>WagoLibDiagnosticIDs</p> <p>This library is used to take part in an internal diagnostics protocol via an IEC-61131 application. You can define your own IDs and provide your own texts for this. You can also transmit your own diagnostics IDs. Diagnostics generated in this manner are saved in the system log and displayed in text form, for example, in the WBM.</p>	<p>1.0.0</p>	<p>pdf 298.2 kB</p>	<p>Download</p>
<p>WagoLibCpuUsage</p>	<p>1.0.0</p>	<p>pdf</p>	<p>Download</p>

Subject to changes. Please also observe the further product documentation!



This library enables you to determine the CPU load (usage).		265.7 kB	
ModuleAccess_01.lib	1.8.7 Jan 27, 2020	zip 2.2 MB	Download
The ModuleAccess_01 library provides both module configuration and access to its process data within a CoDeSys project without the use of WAGO I/O Check.			
WAGO_Datalogger_02.lib	2.4 Nov 13, 2017	zip 678.0 kB	Download
The FbDatalogger function block logs entries from up to 80 channels at an interval of min. one second in a CSV file.			
Library WagoLibCloud_02.lib	V2.2.4 Jan 21, 2020	zip 57.6 kB	Download
Die Bibliothek dient zur Kommunikation des WAGO Controller PFC100 und PFC200 mit Cloud Diensten wie Microsoft Azure (WAGO Cloud), Amazon AWS and IBM Bluemix. Daten können zur Cloud gesendet und Kommandos von der Cloud empfangen werden.			

Engineering-Software

e!COCKPIT

e!COCKPIT	V 1.6.1 Dec 12, 2019	ZIP 2.6 GB	Download
Register at no cost and test our engineering software for 30 days.			

Configuration and Commissioning Software

WAGO-IO-PRO Demo-Version (759-912) / Serie 750, 758 und 762	2.3.9.55 Jul 3, 2015	zip 108.3 MB	Download
---	-------------------------	-----------------	----------

Runtime Software

Linux® Toolchain

Linux® Board Support Package (BSP)	2018.2.8.FW(11)35 Aug 27, 2018	TXT 14.1 kB	Download
With the PFC BSP, WAGO offers Linux® enthusiasts the opportunity to compile the PFC firmware themselves, and to expand it according to their own wishes.			

The WAGO PFC BSP includes a Pengutronix build environment, optimized for the PFC, and the OSELAS Toolchain, which open up the following possibilities, among others:

- Expanding the firmware functions using open source packages like: Python, SQLite3, PHP, etc.
- Compiling their own C/C++ applications with direct or indirect bus access to the local bus, CANopen, or PROFIBUS.
- Compiling external libraries using CODESYS V2 to expand the PLC applications.

Subject to changes. Please also observe the further product documentation!



- There are detailed instructions for many of these tasks and ideas (see How To's).

Firmware

Firmware: 750-8213 Controller PFC200; 2nd Generation; 2 x ETHERNET, CAN, CANopen; light gray	15 Dec 9, 2019	zip 85.2 MB	Download
--	-------------------	----------------	----------

IoT/ Cloud

"Remote Access" Beta Software

"Remote Access" Beta Software Register for the beta version of "Remote Access" for the WAGO Cloud.	V 0.10.0.0 Oct 2, 2019	ZIP 1.7 MB	Download
---	---------------------------	---------------	----------

CAD/CAE-Data

CAD data

2D/3D Models 750-8213		URL	Download
-----------------------	--	-----	----------

Device Files

Device Description File

750-914; EDS file for CANopen / 750, 752 and 767 Series	XR Dec 20, 2019	zip 1.7 MB	Download
---	--------------------	---------------	----------

Device Driver

750-914; EDS file for CANopen / 750, 752 and 767 Series	XR Dec 20, 2019	zip 1.7 MB	Download
---	--------------------	---------------	----------

Installation Notes

Product family

Controller 750
[Show all products from the family](#)

Subject to changes. Please also observe the further product documentation!