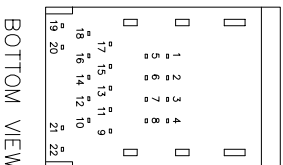
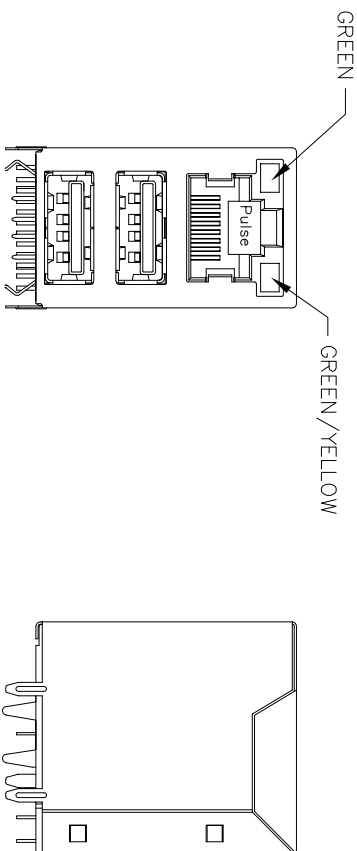
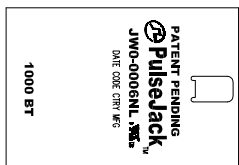


NOTES:

1. ROHS COMPLIANT
2. PLASTIC HOUSING: THERMOPLASTIC MATERIAL WITH FLAMMABILITY RATING UL 94V-0 OR BETTER.
3. CONTACTS PLATING:
FCC CONTACTS PLATING: 15 MICRONS GOLD PLATING.
USB CONTACTS PLATING: 30 MICRONS GOLD PLATING.
4. CONTACTS BASE MATERIAL: PHOSPHOR BRONZE
5. UNDER PLATING: 50u INCHES NICKEL
6. SOLDER TAIL PLATING : 150 uINCHES 100% TIN, MATTE FINISH.
7. METAL SHIELD: NICKEL PLATING ON COPPER ALLOY.
8. JACK CAVITY CONFORMS TO FCC PART 68 SUBPART.
9. PCB PLATING: HASL
10. STORAGE TEMPERATURE: -20°C TO +125°C
11. COMPLIANCE TO J-STD:
 - A. J-STD-002: SOLDERABILITY AT 245°C DIP AND LOOK TEST
 - B. J-STD-020: LEVEL 1, NO MOISTURE SENSITIVE
 - C. J-STD-075: W2, 270°C MAXIMUM THROUGH WAVE SOLDER



FINAL OUTLINE

@ Copyright, 2017. Pulse Electronics Corp. All rights reserved. Pulse confidential & proprietary. (09/15/17)

PRODUCT DESCRIPTION	TLA DRAWING	PS DRAWING	SHEET	PART NO.	DATASHEET REV.
CONN,RJ45/USB,1GD,1:1,TY	JW0-0006NL-12	PS-2093.004-B	1 OF 4	JW0-0006NL	B

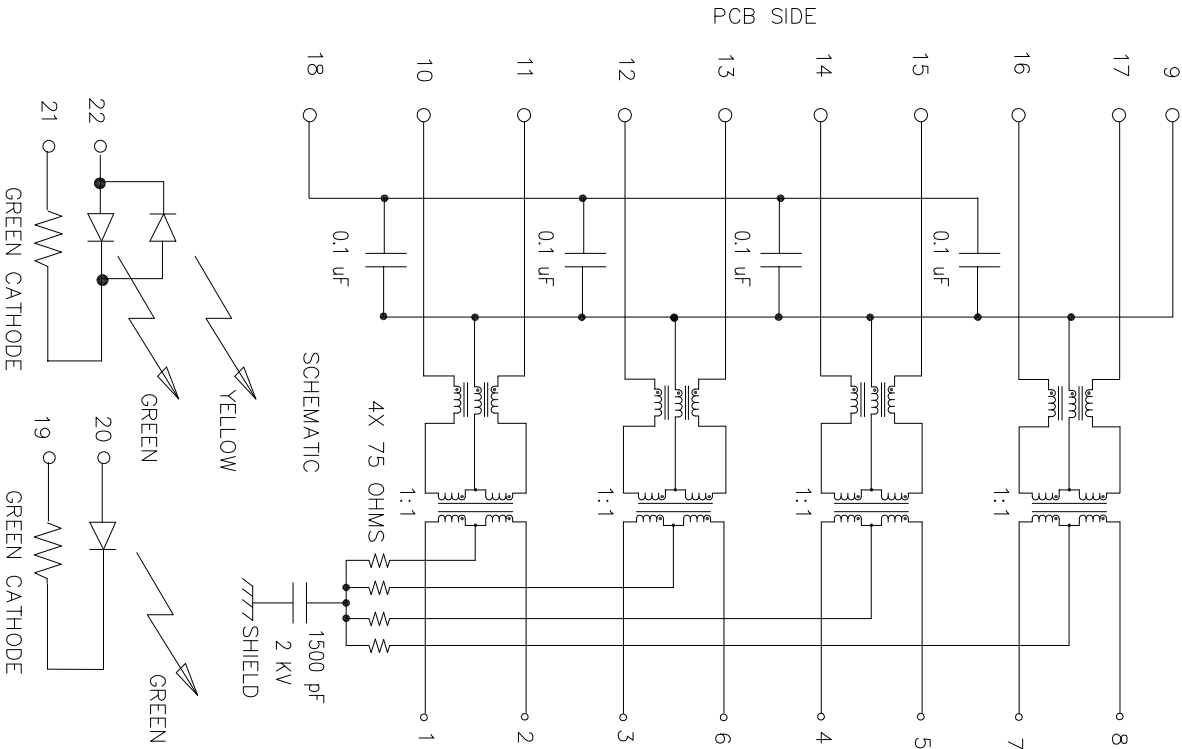
ELECTRICAL CHARACTERISTICS AT +25°C UNLESS OTHER SPECIFIED
 MEETS IEEE 802.3 SPECIFICATION

PARAMETER	SPECIFICATIONS	
OPERATING TEMP	0°C TO +70°C	
TURNS RATIO	1 : 1 ±2%	
POLARITY	PER SCHEMATIC	
INSERTION LOSS	100 KHZ	1-125 MHz DB MAX
	-1.2 DB MAX	-0.2-0.002*f ^{1.4} DB MAX
RETURN LOSS	.1-40 MHz	40-100 MHz
(Z OUT = 100 OHM ±15%)	-16 DB MIN	-10+20*LOG ₁₀ (f/80 MHz) DB MIN
INDUCTANCE (OCL) (MEDIA SIDE, 0°C~+70°C)	350 uH MIN	(MEASURED AT 100 KHZ, 100 mV RMS)
	1 MHz	10-100 MHz
CROSSTALK, ADJACENT CHANNELS	-50 DB MIN	-55+22*LOG ₁₀ (f/10) DB MIN
COMMON MODE REJECTION RATIO	2 MHz	30-200 MHz
	-50 DB MIN	-15+20*LOG ₁₀ (f/200) DB MIN
DC RESISTANCE, 1/2 WINDING	.65 OHMS MAX	
DC RESISTANCE IMBALANCE	±.065 OHMS MAX (CENTER TAP SYMMETRY)	
INPUT - OUTPUT ISOLATION	1500 VRMS MIN AT 60 SECONDS	

NOTE: f IS FREQUENCY IN MHZ.

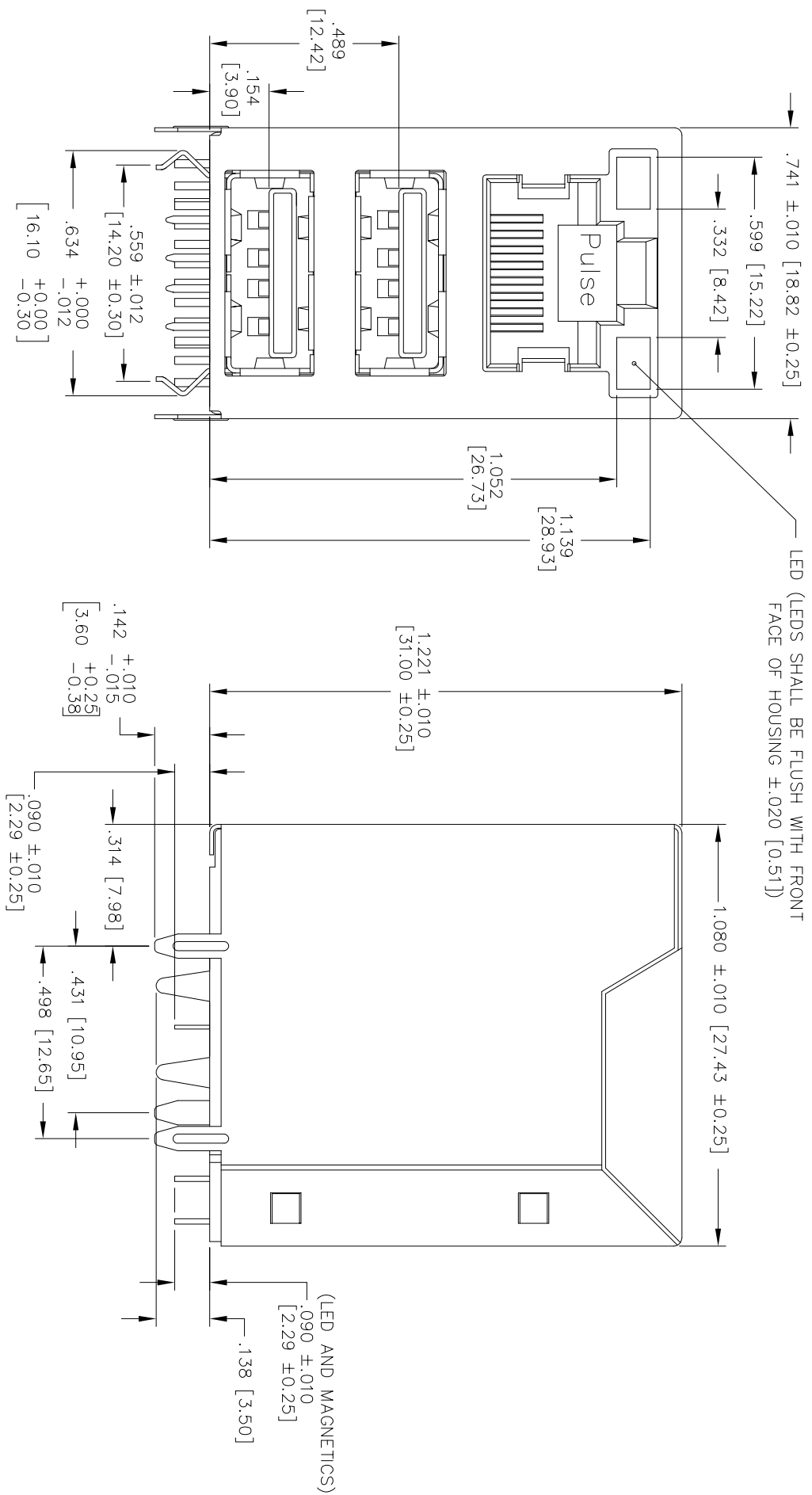
EMMITTED COLOR	GREEN	YELLOW	GREEN
WAVELENGTH (nm)	568 nm	585 nm	568 nm
BRIGHTNESS (mcd)	8.5 TYP. AT 20 mA	6 TYP. AT 20 mA	8 TO 12 TYP. AT 20 mA
VIEWING ANGLE	100°	100°	100°
POWER DISSIPATION (Pd)	100 mW MAX	100 mW MAX	68 mW MAX
DC FORWARD CURRENT	150 mA MAX	150 mA MAX	150 mA MAX
REVERSE VOLTAGE (Vr)	5.0 V MAX	5.0 V MAX	5.0 V MAX
FORWARD VOLTAGE (Vf)	2.2 TO 2.6 VOLTS	2.1 TO 2.6 VOLTS	2.2 TO 2.7 VOLTS

BI-COLOR



@ Copyright, 2017. Pulse Electronics Corp. All rights reserved. Pulse confidential & proprietary. (09/15/17)

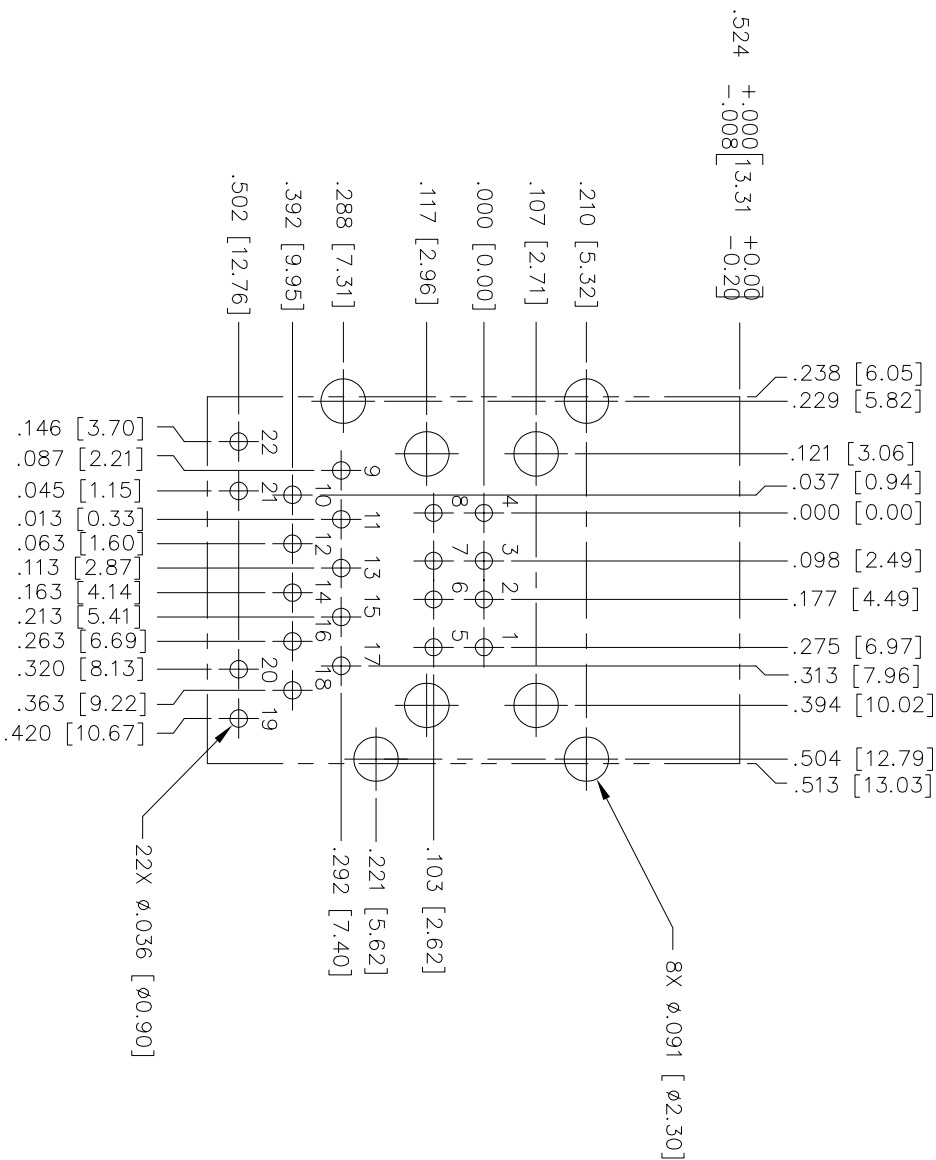
PRODUCT DESCRIPTION	TLA DRAWING	PS DRAWING	SHEET	PART NO.	DATASHEET REV.
CONN,RJ45/USB,1GD,1:1,TY	JW0-0006NL-12	PS-2093.004-B	2 OF 4	JW0-0006NL	B



DIMENSIONS ARE IN INCHES [MILLIMETERS] WITH THE FOLLOWING TOLERANCES: [MILLIMETERS] ARE FOR REFERENCE ONLY.
 .XX = ±.010 [±0.25]

@ Copyright, 2017. Pulse Electronics Corp. All rights reserved. Pulse confidential & proprietary. (09/15/17)

PRODUCT DESCRIPTION	TLA DRAWING	PS DRAWING	SHEET	PART NO.	DATASHEET REV.
CONN,RJ45/USB,1GD,1:1,TY	JW0-0006NL-12	PS-2093.004-B	3 OF 4	JW0-0006NL	B



SUGGESTED FOOTPRINT (SHOWN FROM COMPONENT SIDE)

DIMENSIONS ARE IN INCHES [MILLIMETERS] WITH THE FOLLOWING TOLERANCES: [MILLIMETERS] ARE FOR REFERENCE ONLY.
 .XX = ±.003 [±0.08]

@ Copyright, 2017. Pulse Electronics Corp. All rights reserved. Pulse confidential & proprietary. (09/15/17)

PRODUCT DESCRIPTION	TLA DRAWING	PS DRAWING	SHEET	PART NO.	DATASHEET REV.
CONN,RJ45/USB,1GD,1:1,TY	JW0-0006NL-12	PS-2093.004-B	4 OF 4	JW0-0006NL	B