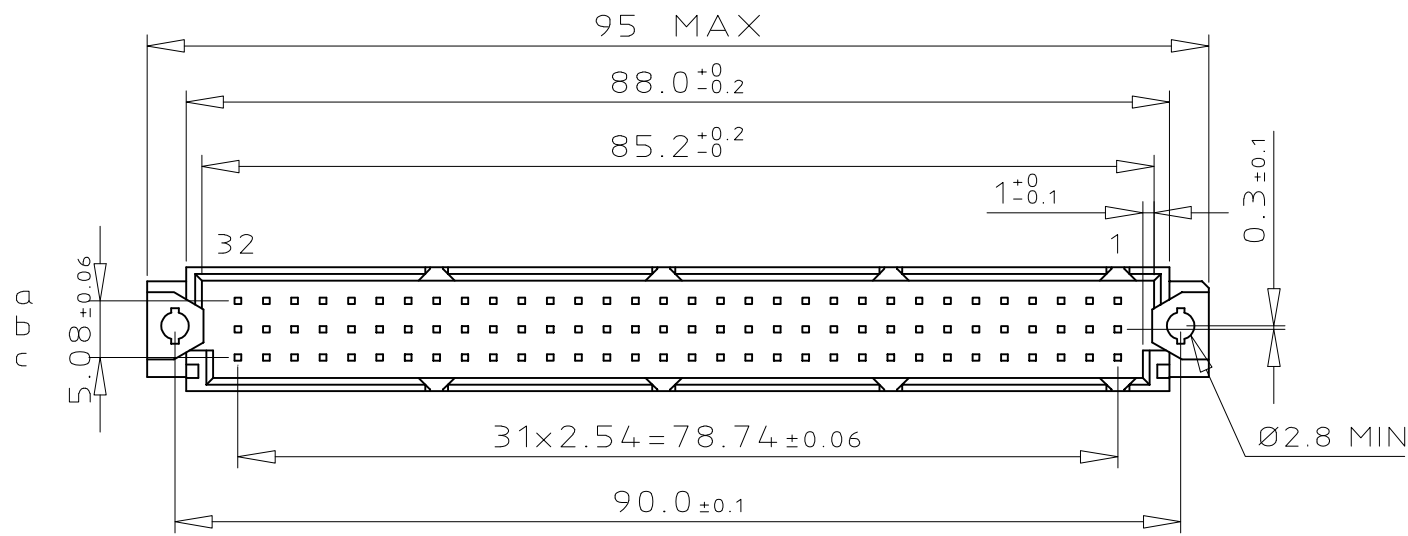
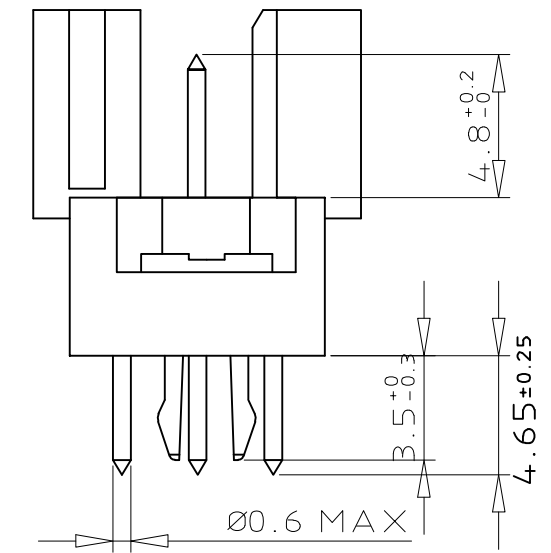


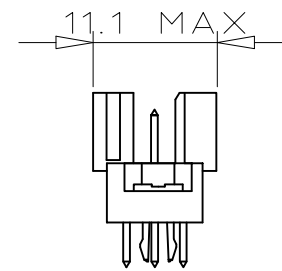
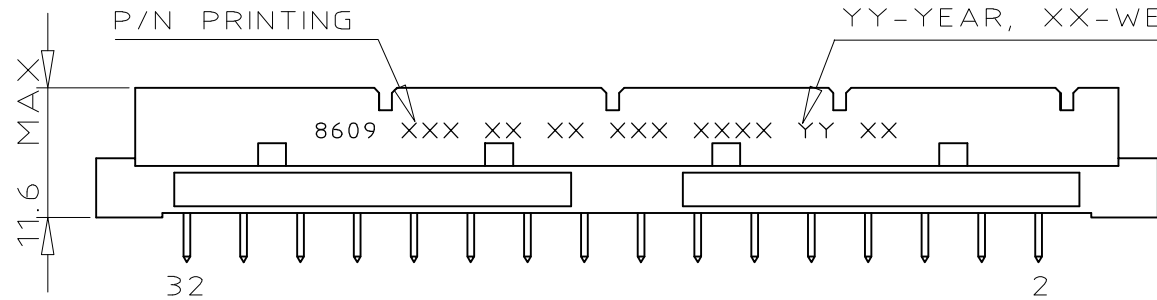
DIMENSIONS



TERMINATION



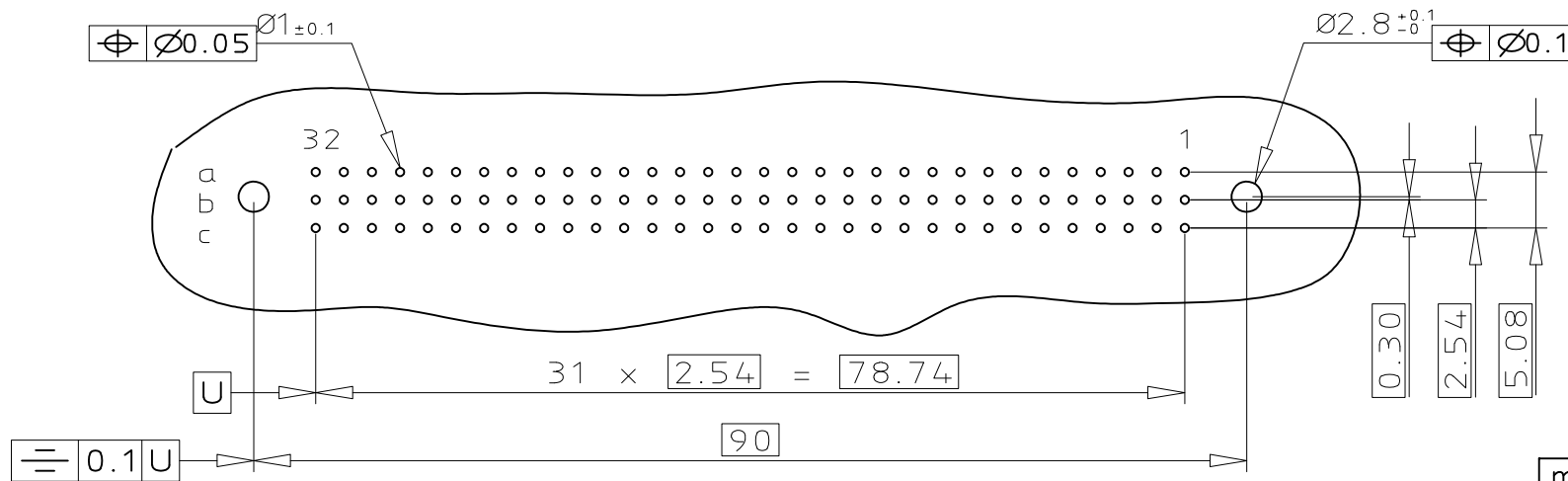
P/N PRINTING
DATE CODE PRINTING
YY-YEAR, XX-WEEK



ORDERING INFORMATION

SERIES	8609	3	48	7	8	14	7	4	8	ELF
ROWS FITTED WITH CONTACTS										
ROW a b c		3	48							
NO. OF CONTACTS										
TYPE OF INSULATOR										
3 ROW MALE INSULATOR						7				
METHOD OF MOUNTING										
REVERSE MOUNTING - STYLE R									8	
TERMINATION										
STRAIGHT SPILL										14
OPTIONS										
NO OPTION										7
WITH HARPOONS										H
PERFORMANCE CLASS										
DIN 41612 CLASS 3										4
DIN 41612 CLASS 2										5
DIN 41612 CLASS 1										6
AS PER MIL C 55302 / JSS 50808										8
PITCH PER ROW										
5.08 mm EVEN LOADING										8
LEAD FREE VERSION										ELF

PCB LAYOUT



GENERAL CHARACTERISTICS & RoHS INFO

REFER DRAWING 8609-0000A

mat'l. code SEE DWG C-8609-0000A				surface ISO 1302 ✓		tolerance ISO 406 ISO 1101		projection mm		product family 8609	
ltr				ecn no		dr		date		title DIN REVERSE HEADER DIN 41612 STYLE R	
A				109-0045		KR		2009-03-19		dwg no C-8609-2176	
B				ELX-I-31457		MJA		2018-10-06		sheet 1 of 1 A3	
										size	
										type Product Customer Drawing	
sheet index				revision		B					
				sheet		1					

Mouser Electronics

Authorized Distributor

Click to View Pricing, Inventory, Delivery & Lifecycle Information:

[FCI / Amphenol:](#)

[86093487814768ELF](#) [86093487814748ELF](#) [86094327814748ELF](#)