

RE5

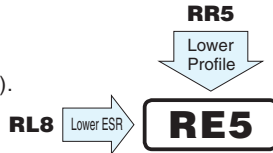
Ultra-low ESR, Low Profile ($\phi 8$)



FPCAP



- Ultra Low ESR, High ripple current.
- Low Profile (Height 8mm).
- Load life of 2000 hours at 105°C.
- Radial lead type : Lead free flow soldering condition correspondence.
- Compliant to the RoHS directive (2011/65/EU, (EU)2015/863).



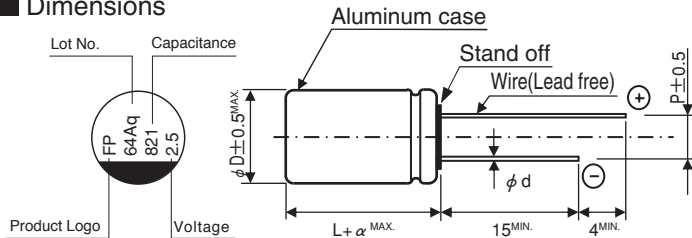
Specifications

Item	Performance Characteristics	
Category Temperature Range	-55 to +105°C	
Rated Voltage Range	2.5 to 4.0V	
Rated Capacitance Range	560 to 820 μ F	
Capacitance Tolerance	$\pm 20\%$ at 120Hz, 20°C	
Tangent of loss angle (tan δ)	Less than or equal to the specified value at 120Hz, 20°C	
ESR ($\times 1$)	Less than or equal to the specified value at 100kHz, 20°C	
Leakage Current ($\times 2$)	Less than or equal to the specified value. After 2 minutes' application of rated voltage at 20°C	
Endurance	Test condition	105°C, rated voltage 2000Hrs.
	Capacitance change	Within $\pm 20\%$ of initial value before test
	tan δ	150% or less than the initial specified value
	ESR ($\times 1$)	150% or less than the initial specified value
	Leakage current ($\times 2$)	Less than or equal to the initial specified value

※1 ESR should be measured at both of the terminal ends closest to the capacitor body.

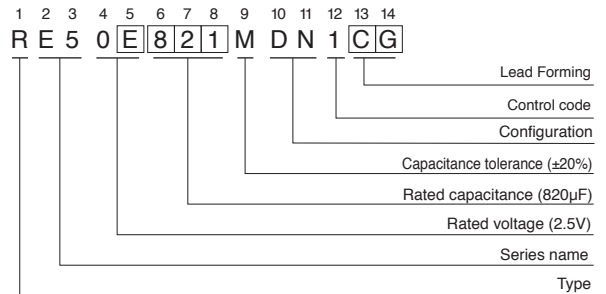
※2 Conditioning : If any doubt arises, measure the leakage current after the voltage treatment of applying DC rated voltage continuously to the capacitor for 120 minutes at 105°C.

Dimensions



(mm)			
$\phi D \times L$	ϕd	P	α
8 \times 8	0.6	3.5	1.0

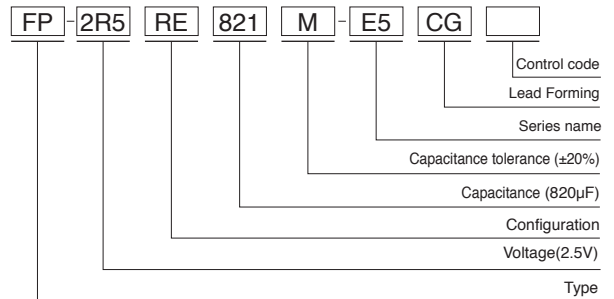
Type numbering system (Example : 2.5V 820 μ F)
Nichicon part number



Frequency coefficient of rated ripple current

Frequency	120 Hz	1 kHz	10 kHz	100 kHz	300 kHz
Coefficient	0.10	0.45	0.50	1.00	1.00

FPCAP part number

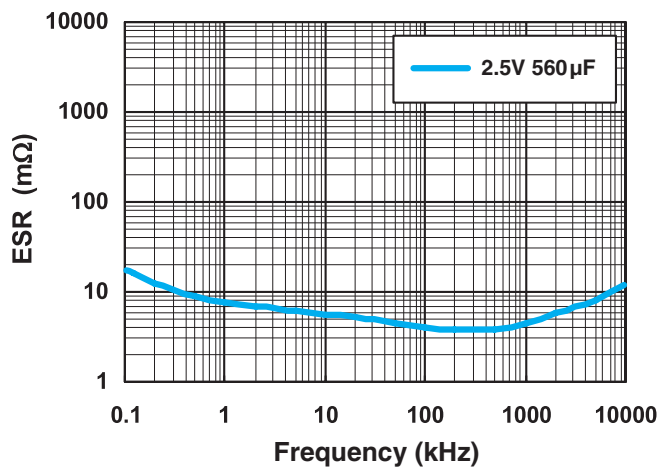
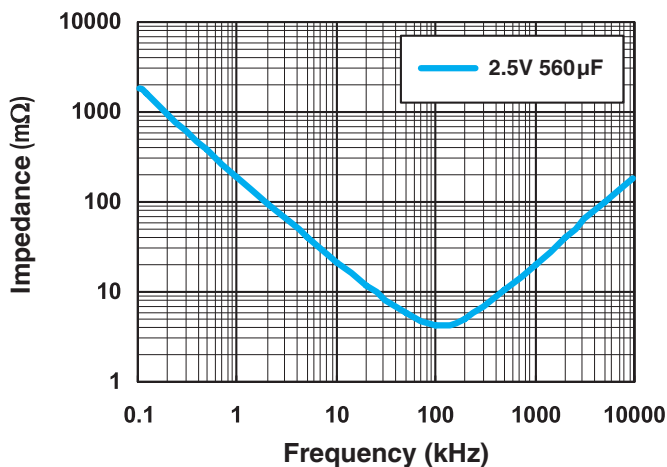


RE5

■ Dimensions

Rated Voltage (V) (code)	Surge Voltage (V)	Rated Capacitance (μF)	Case Size φD×L (mm)	tan δ	Leakage Current (μA) (at 20°C after 2 minutes)	ESR (mΩ) (20°C/100kHz)	Rated Ripple Current (mA _{rms}) (105°C/100kHz)	NICHICON	FPCAP
2.5 (0E)	2.8	560	8×8	0.10	500	5	6300	RE50E561MDN1□□	FP-2R5RE561M-E5□□
		820	8×8	0.10	513	5	6300	RE50E821MDN1□□	FP-2R5RE821M-E5□□
4.0 (0G)	4.6	560	8×8	0.10	560	5	6300	RE50G561MDN1□□	FP-4R0RE561M-E5□□

■ Frequency Characteristics (The frequency characteristics are typical and not a guaranteed value.)



- Taping specifications are given in page 23, 24.
- Please refer to page 3 for the minimum order quantity.

Mouser Electronics

Authorized Distributor

Click to View Pricing, Inventory, Delivery & Lifecycle Information:

[Nichicon:](#)

[RE50E561MDN1](#) [RE50E821MDN1](#) [RE50G561MDN1](#) [RE50G561MDN1CG](#)