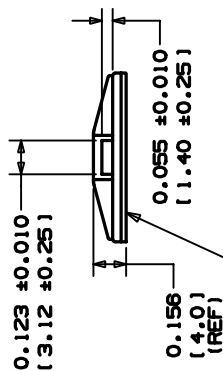
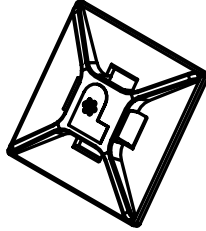
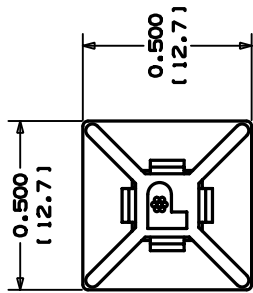


THIS COPY IS PROVIDED ON A RESTRICTED BASIS AND IS NOT TO BE USED IN ANY WAY DETRIMENTAL TO THE INTERESTS OF PANDUIT CORP.

NO WARRANTY, EXPRESSED OR IMPLIED, IS MADE BY PANDUIT WITH RESPECT TO ADHESIVE BOND PERFORMANCE. AMONG OTHER THINGS, THE CONDITIONS UNDER WHICH THESE MOUNTS MAY BE APPLIED AND/OR THE SURFACE TO WHICH THEY MAY BE APPLIED ARE BEYOND PANDUIT'S CONTROL.

PANDUIT PART NUMBER*	WEIGHT lbs/100 pcs ( 9 1/100 pcs
ABMIM-AT	0.05 (.23)



ADHESIVE BACKING:  
PRESSURE SENSITIVE FOAM TAPE  
0.040(1.0) THICK WITH PROTECTIVE  
LINER. MOUNT IS DESIGNED TO  
SUPPORT 0.13lbs.(59 g) MAX. WEIGHT  
ON A CLEAN, DRY, SMOOTH, GREASE-  
FREE SURFACE.



ACTUAL SIZE

TO APPLY MOUNTS:

- 1) REMOVE MOUNT FROM PROTECTIVE LINER.
- 2) PLACE IN DESIRED LOCATION.
- 3) APPLY PRESSURE TO TOP SURFACE OF MOUNT.

NOTES:

1. SEE CURRENT PRICE SHEET FOR PART NUMBER SUFFIX DESIGNATION FOR MATERIAL, COLOR, AND PACKAGE SIZE.
2. USE MOUNTS WITH ONLY MINIATURE CABLE TIE CROSS SECTIONS.
3. MOUNT HAS A CONTINUOUS OPERATING TEMPERATURE OF 180°F(82°C).
4. MOUNTS ARE SUPPLIED IN STRIPS OF FOUR.

DIMENSIONS IN BRACKETS ARE METRIC ( mm )  
CND FILMS/LAYERS G00239DD\_PB-ABMIM-AT\_04

**PANDUIT** CORP. TINLEY PARK, ILLINOIS

ABMIM-AT  
ADHESIVE BACKED MOUNT

UNLESS OTHERWISE SPECIFIED,  
DIMENSIONAL TOLERANCES ARE:  
(.X) ±0.05 (1.3) (.XXX) ±0.010 (0.25)  
(.XX) ±0.02 (0.5) ANGLES ± 5°

UNLESS OTHERWISE SPECIFIED,  
ALL DIMENSIONS ARE GIVEN  
IN INCHES, THIRD ANGLE PROJECTION.

SCALE NONE

DRAWN BY CJB MAT'L

DATE 5/15/98  
GRT'S

NYLON 6/6

DRAWING NO.

G00239DD

SIZE  
A

REV	DATE	BY	CHK	DESCRIPTION	ECN	R	CUST	SUP
4	3/23/05	TMSA		REVISED DIMENSION .123 FROM .120 UPDATED LEADER LINE FOR DIMENSION 0.055	68023900	4		
3	3/28/04	JAD		CORRECT 3D GEOMETRY, UPDATE NOTE 1	68023900	3		
2	10-28-00	CBSM		CHANGED .156 DIMENSION TO REF	68023900	2		
1	12/20/98	AJV		CHANGED NOTE 3	68023900	1		
R	5/15/98	CJG		INITIAL RELEASE	68023900	R		