

Terminal Blocks - Single Row

Series A4000 & Series B4000 Single Row Terminal Blocks

SPECIFICATIONS

Rating: See table.

Center Spacing: 0.562" or 9/16" (14.28mm)

Wire Range: See rating table.

Screw Size: #8-32 or #10-32 zinc-plated slotted screws

Torque Rating: #8 screw size 16 lb-in.; #10 screw size 20 lb-in.

Distance Between Barriers: 0.47" (11.9mm)

Operating Temperature: 105°C (221°F) max., -40°C (-40°F) min.

Molded Material: Black, UL Rated 94V0 Thermoplastic

Hardware: Bottom studs supplied with nuts assembled. Cup washers are optional on bottom studs but are not recommended with ring terminals.

Extended Hex Nuts: Optional extended, slotted hex nuts enable easier installation and removal with hex wrench or screwdriver. Available in bulk for the #10-32 studs on Series A4953 blocks. Specify part number F582 and quantity.

Breakdown Voltage: 6100V

Agency Information: UL File E62622, CSA File 47235; CE Certified

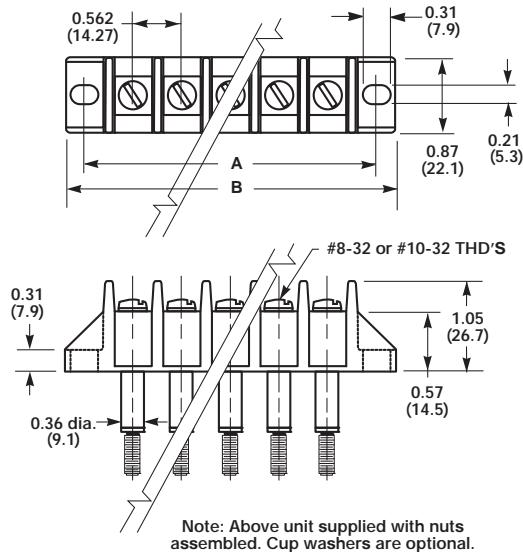
RATING TABLE

Part Number	Terminal Top	Terminal Bottom	Wire* Range CU	Rated* Volts/Amps
A4003XX	# 8 Screw	#8 Stud	8-16 AWG	150V/50A
A4011XX	# 8 Screw	Solder	10-16 AWG	600V/35A
A4013XX	# 8 Screw	Solder	10-16 AWG	600V/35A
A4021XX	# 8 Screw	0.250 QC	10-16 AWG	600V/35A
A4035XX	# 8 Screw	Closed	8-16 AWG	600V/50A
A4041XX	#10 Screw	Solder	10-16 AWG	600V/35A
A4043XX	#10 Screw	Solder	10-16 AWG	600V/35A
A4051XX	#10 Screw	0.250 QC	10-16 AWG	600V/35A
A4803XX	#10 Screw	#8 Stud	8-16 AWG	150V/50A
A4813XX	#10 Screw	SolderTurret	10-16 AWG	600V/35A
A4843XX	#10 Screw	#8 Screw	8-16 AWG	150V/50A
A4953XX	#10 Stud	#10 Stud	8-16 AWG	150V/50A
B4843XX	#10 Screw	#8 Screw	8-16 AWG	600V/50A

* All models 30A Max. with 10 AWG;
35-50A ratings with 8 AWG using ring or fork type terminals.
Note: 50A rating achieved with #8 copper wire crimped to ring terminal.

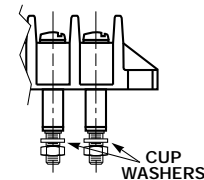


A4000 Series Dimensions - in (mm)

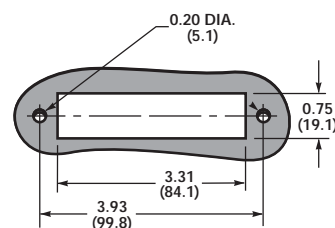


Optional Cup Washers Assembled

Available on A4003, A4803, A4843, A4953 & B4843.



Reference Panel Cutout for 6 Position Block



* Dimensions in inches. To convert to millimeters, multiply by 25.4.

Poles	A (in.) Mount Centers	B (in.) Length
2	1.69	2.12
3	2.25	2.68
4	2.81	3.24
5	3.37	3.80
6	3.93	4.36
7	4.50	4.93
8	5.06	5.34
9	5.62	6.05
10	6.18	6.61
11	6.74	7.17
12	7.31	7.74
13	7.87	8.30
14	8.43	8.86
15	8.99	9.44
16	9.55	9.98
17	10.12	10.55
18	10.68	11.11

Part Numbering System

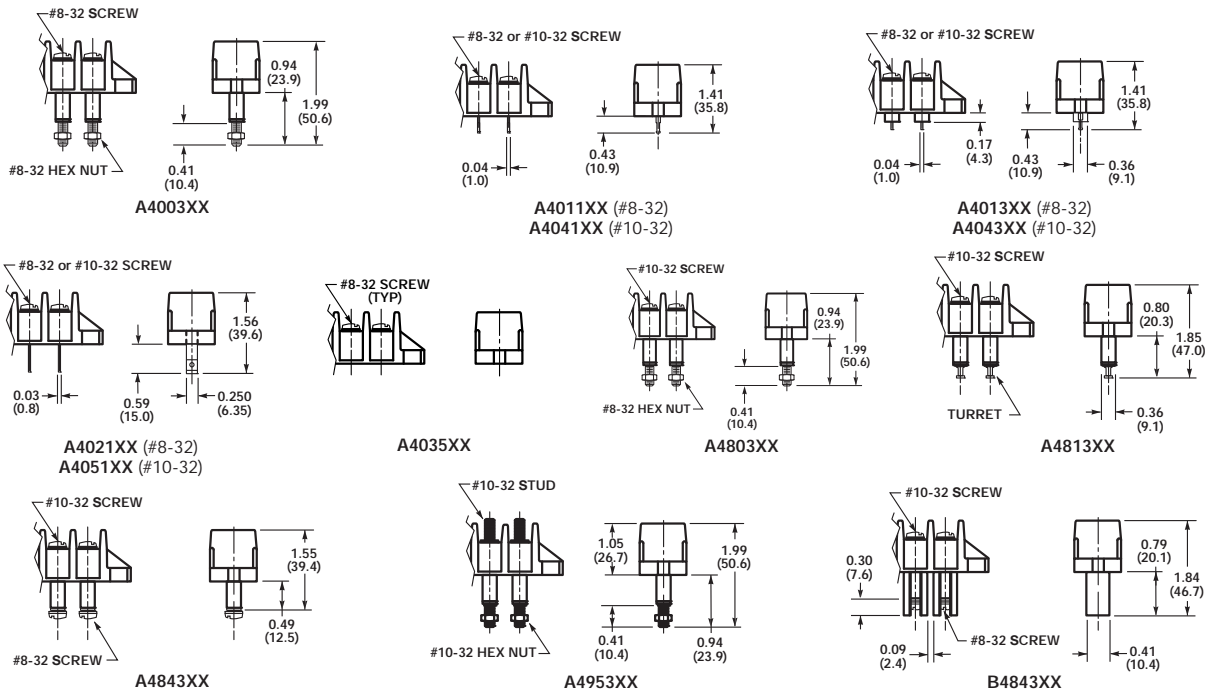
Series	Terminal Style	Base/End	Poles	Screw Options	Options
A4					
B4	<ul style="list-style-type: none"> 00 - screw top; stud bottom 01 - screw top; solder bottom 02 - #8 screw top; 0.250" QC bottom 03 - screw top only 04 - #10 screw top; solder term. b. 05 - #10 screw top; 0.250" QC bottom 80 - screw top; stud bottom #10-32 top, #8-32 bottom insulated base 81 - screw top; solder turret bottom #10-32 84 - screw top; screw bottom #10-32 95 - stud top; stud bottom #10-32 	<ul style="list-style-type: none"> *1 - flat base/mount end 3 - insulator base- (not available in 03 terminal style) /mount end 5 - closed base/mount end (available in 03 terminal only) 	02 to 18	<ul style="list-style-type: none"> Blank - std. screw 00 - screws shipped bulk 04 - brass nickel-plated 07 - steel SEMS zinc plated (not available with hardware options; not available on A4003, A4803, A4813, A4843, B4843) 	<ul style="list-style-type: none"> A1 to A9 - 0.250" QC †CW - cup washer (pg 20) J301 - flat slip-on jumper (2 position only) L1 to L6 marking options (pg 22) S1 & S2 - solder lugs/flat
<ul style="list-style-type: none"> A4 - standard B4 - barrier (only available in 84 terminal style) 					

*Available in 01, 02, 04 & 05 terminal style only.

† Available only on A4003, A4803, A4843, A4953 & B4843.

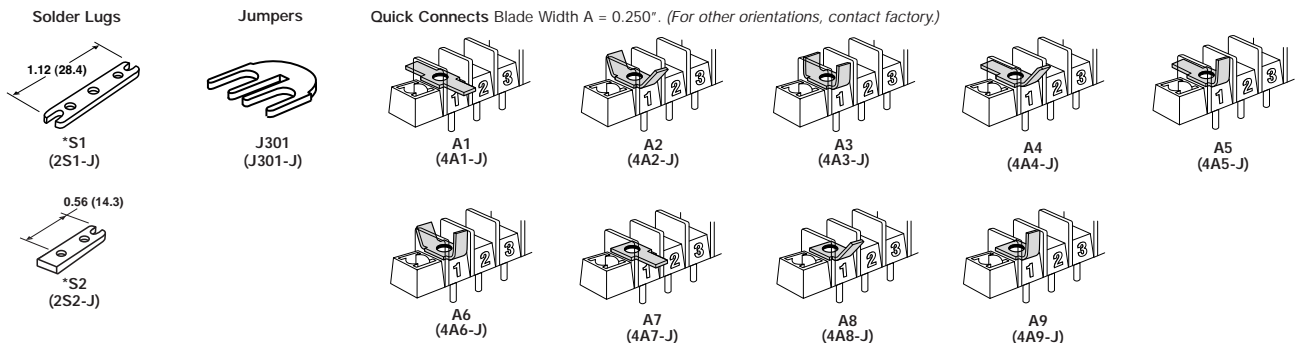
Terminal Styles

Inches (Millimeters)



Hardware Options (Bulk ordering part numbers are in parentheses.)

Inches (Millimeters)



*Not available for A4843

Mouser Electronics

Authorized Distributor

Click to View Pricing, Inventory, Delivery & Lifecycle Information:

Eaton:

[A40110207](#) [A40110304](#) [A40110307](#) [A40110707](#) [A40111404](#) [A40111600](#) [A40130204](#) [A40130304](#) [A40130307](#)
[A40130407](#) [A40131404](#) [A40411004](#) [A40430404](#) [A48130404](#) [A48130604](#) [A48130704](#) [A48130800](#) [A48130804](#)
[A48131004](#) [A48131204](#) [A48131404](#) [A48131600](#) [A48131604](#) [A48430200](#) [A48430304](#) [A484303L1](#) [A48430400](#)
[A48430404](#) [A48430604](#) [A48430804](#) [A48430904](#) [A48431004](#) [A495305CW](#) [B48430404](#) [B48430604](#) [B48431200](#)
[B48431204](#) [B48430600](#) [A48130600](#) [A48130204](#) [B48431004](#) [A404104L1](#) [A484312L1](#) [A40031604](#) [B484302A8](#)
[A495303CW](#) [A48130400](#) [A40030304](#) [B48430900](#) [A403502A2](#) [B484314L1](#) [A480302CW](#) [A40411404](#) [B48430304](#)
[A40110507](#) [A40130504](#) [A480302L5](#) [A48131000](#) [B48431000](#) [A48430604CW](#) [A48131304](#) [A48130304](#) [B48430804](#)
[A40411204](#) [A400304L5](#) [A484303CW](#) [A40350200](#) [B48431404](#) [A48430204](#) [A48431204](#) [A40350300](#) [A48430500](#)
[A495302CW](#) [A481302L5](#) [A48130207L5](#) [A40351604](#) [A40130600](#) [A40031100](#) [A48430800](#) [B48430504](#) [A40430804](#)
[A40430204](#) [A495304CW](#) [A48431200](#) [A403504A3](#) [A40410404](#) [A40110604](#) [A40431404](#) [A40430604](#) [A40431204](#)
[A40431004](#) [A403506A9L1](#)