



CHAMPION

东莞市全鹏电子科技有限公司
DONGGUAN CHAMPION ELECTRONIC TECHNOLOGY CO., LTD.

承认书 (APPROVAL SHEET)

品名 PART NAME	METALLIZED POLYPROPYLENE FILM CAPACITOR (MPX-QP)
承认规格 APPROVE ITEM	684K275V P=22.5mm
全鹏料号 CHAMPION PART NO	SMQP684K275XXE4B2315
客户名称 CUSTOMER	立创商城
客户料号 PART NO	C263677
送样承认日期 DATE	

承认印
APPROVAL STAMP

供 应 商 VENDER	客 户 CUSTOMER
东莞市全鹏电子科技有限公司 东莞市茶山镇卢边恒兴昌工业园 B 栋 4 楼 TEL:0769-86862908 FAX:0769-86862918 www.champion-dg.com	

文件名称	MPX Approval Sheet-QP (BOX-TYPE Metallized Polypropylene Film Interference Suppression Capacitor)	文件编号	QP-AP-28	页码	07/01
------	---	------	----------	----	-------

1. Scope:

This specification applied to capacitor for type MPX(BOX-TYPE Metallized Polypropylene Film Interference Suppression Capacitor)

2. Operation Temperature:

-40°C ~ +110°C

3. Capacitance Range:

0.001uF ~ 4.7uF


4. Capacitance Tolerance:

±5%(J)、±10%(K)、±20%(M)



5. Rated Voltage:

250VAC/275VAC/300VAC/310VAC/330VAC/350VAC(50~60 Hz)

6. Approvals File No

	Related Standard	Certificate No	Approved Monogram
UL	UL 60384-14	E477525	
ENEC	EN60384-14: 2013	ENEC-01273	
VDE	EN60384-14: 2006-04 IEC60384-14(ed.3)	40044148	

文件名称	MPX Approval Sheet-QP (BOX-TYPE Metallized Polypropylene Film Interference Suppression Capacitor)	文件编号	QP-AP-28	页码	07/02
------	---	------	----------	----	-------

Related Standard		Certificate No	Approved Monogram
CQC	IEC60384-14:2005	CQC16001141991	
KC	KC60384-14(2015-09) KC60384-1(2015-09)	SU03097-17001 SU03097-17002 SU03097-17003 SU03097-17004 SU03097-17005	

7. CHAMPION Part No.:

1 2 3 4 5 6 7 8
 (tape) (capacitance) (tolerance) (Box Type) (Rated Voltage) (lead forming) (lead pitch) (lead length)

7-1 tape:

Code	SMQP
Tape	X2QP

7-2 Capacitance:

Code	472	103	104	205
Capacitance	0.0047uF	0.01 uF	0.1uF	2.0 uF

文件名称	MPX Approval Sheet-QP (BOX-TYPE Metallized Polypropylene Film Interference Suppression Capacitor)	文件编号	QP-AP-28	页码	07/03
------	---	------	----------	----	-------

7-3 Tolerance:

Code	J	K	M
Tolerance	±5%	±10%	±20%

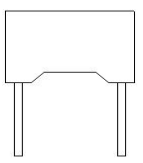
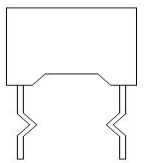
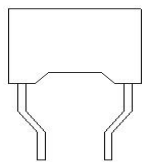
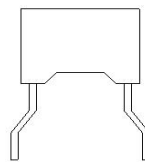
7-4 Rated Voltage:

250	275	300	310	330	350
250VAC	275VAC	300VAC	310VAC	330VAC	350VAC

7-5BOX TYPE:

Code	XXB5	XXC2	XXC3	C5-1
Size(mm)	10 (W) × 6 (T) × 12 (H)	12 (W) × 5 (T) × 11 (H)	13 (W) × 6 (T) × 12 (H)	13 (W) × 8 (T) × 14 (H)
Code	XXD2	XXD3	XXD4	XXD5
Size(mm)	18 (W) × 6 (T) × 12 (H)	18 (W) × 7.5 (T) × 13.5 (H)	18 (W) × 8.4 (T) × 14.5 (H)	18 (W) × 9.5 (T) × 15.5 (H)
Code	XXE1	XXE2	XXE3	XXE4
Size(mm)	26.5 (W) × 6 (T) × 15 (H)	26.5 (W) × 7 (T) × 16.5 (H)	26.5 (W) × 8.5 (T) × 17 (H)	26.5 (W) × 10 (T) × 19 (H)
Code	XXF1	XXF2	XXF3	XXF4
Size(mm)	31.4 (W) × 11 (T) × 20 (H)	31.5 (W) × 13 (T) × 22 (H)	31 (W) × 14 (T) × 25 (H)	32 (W) × 16 (T) × 25.5 (H)

7-6Lead forming:

Code	B	R	U	W	T	S
Lead Forming					TAPING	TAPING

7-7 Lead Pitch: Showing the capacitor lead pitch, For example:

Code	10	15	23	28	31
Pitch(mm)	10mm	15mm	22.5mm	27.5mm	31mm

7-8 Lead length: Showing the capacitor lead Length, For example:

Code	04	08	10	15	25	30	40
Length(mm)	4mm	8mm	10mm	15mm	25mm	30mm	40mm

文件名称	MPX Approval Sheet-QP (BOX-TYPE Metallized Polypropylene Film Interference Suppression Capacitor)	文件编号	QP-AP-28	页码	07/04
------	---	------	----------	----	-------

8. Specifications (IEC60384-14)

No	Test items	Performance	Test Method
8-1	Withstand voltage (Between Terminals)	Shall be no abnormality	430% Rated Voltage DC Test 60sec.
	Between terminal and Enclosure	Shall be no abnormality	$U_R \times 200\% + 1500VAC$, 60sec.
8-2	Insulation resistance (Between Terminals)	$C_R \leq 0.33\mu F$ $IR \geq 15,000M\Omega$ $C_R > 0.33\mu F$ $IR \geq 5,000 M\Omega \div C(\mu F)$	Measured at $100 \pm 15VDC$, For 60sec / $25^\circ C$
8-3	Capacitance	Within the tolerance specified	1KHz, 1Vrms Max. at $25^\circ C$
8-4	Dissipation Factor	0.001 (0.1%) Max.	1KHz, 1Vrms Max. at $25^\circ C$

文件名称	MPX Approval Sheet-QP (BOX-TYPE Metallized Polypropylene Film Interference Suppression Capacitor)	文件编号	QP-AP-28	页码	07/05
------	---	------	----------	----	-------

8-5	Tense Strength of Terminal	No wire breakage and No Damage of Capacitor	1. Load Force : 1.0 Kg 2. Holding Time : 10 ± 1sec
8-6	Bending Strength of Terminal	No wire breakage and No Damage of Capacitor	1. Load Force : 0.5 Kg 2. Bending Time : 4 x 90° in 5sec
8-7	Solder-ability	95% Of The Surface Tinning	a. Solder temperature: 270 ± 5°C b. Solder time: 2 ± 0.5sec
8-8	Heat Shock test	(1) Appearance : No Visible Damage (2) Withstand Voltage : Normal (3) Capacitance Change : ≤ ± 3% of The Initial Value	The terminal of capacitor shall be immersed in the melting solder. a. Solder temperature: 270 ± 5°C b. Solder time: 3 ± 0.5sec c. Test Voltage: 150% of The Rate Voltage For 1min.
8-9	Cold Resistance	(1) Appearance : No Visible Damage (2) Capacitance Change : ≤ 0~ -10% of The Initial Value	a. Test Temperature: -40°C b. Test Times: 2Hrs
8-10	Dry Heat Resistance	(1) Appearance : No Visible Damage (2) Withstand Voltage : Normal (3) Capacitance Change : ≤ +5~ -2% Of The Initial Value (4) Insulation Resistance: ≥ 50% of the rated value	a. TEST TEMPERATURE: 110°C ± 2°C b. Test Times: 2Hrs

文件名称 MPX Approval Sheet-QP
(BOX-TYPE Metallized Polypropylene
Film Interference Suppression Capacitor)

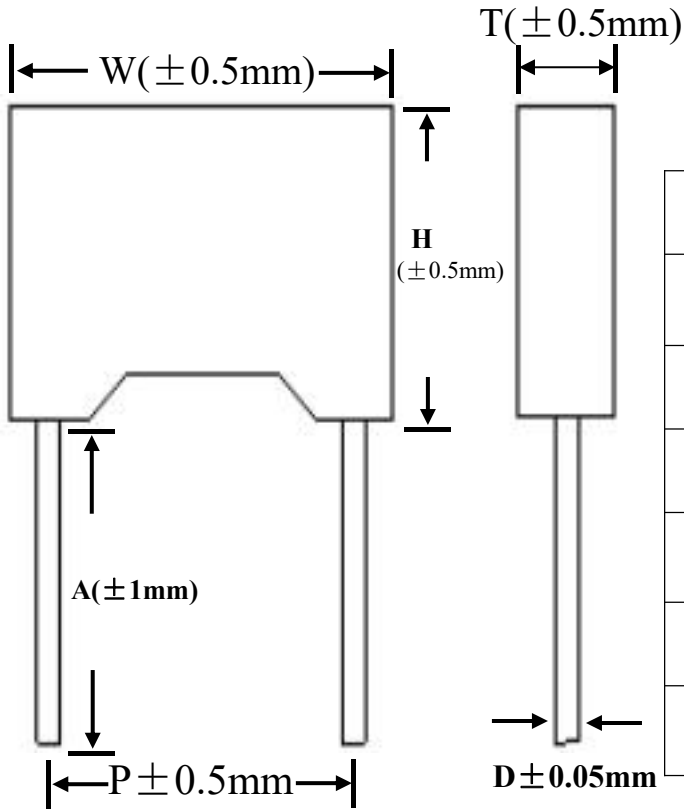
文件编号

QP-AP-28

页码

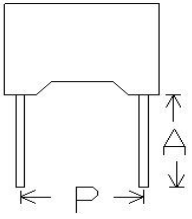
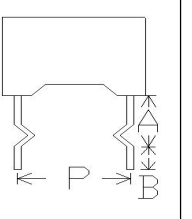
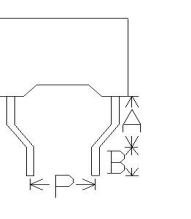
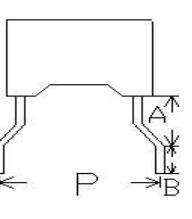
07/06

9. Dimensions:



CAPACITOR BODY SIZE (Unit:mm)

CAP	RV	BOX TYPE	W ± 0.5	H ± 0.5	T ± 0.5	D ± 0.05	P ± 0.5
684	275	E4	26.5	19	10	0.8	15

B		R		U		W		T		S	
								TAPING (refer to next page)		Customer Require	
CAP	RV	Lead Style		B model-A section $\pm 1\text{mm}$ K.R.U.W model-A section $\pm 0.5\text{mm}$		K.R.U.W model-B section $\pm 0.5\text{mm}$		P($\pm 0.5\text{mm}$)			
684	275	B		15				22.5			



文件名称	MPX Approval Sheet-QP (BOX-TYPE Metallized Polypropylene Film Interference Suppression Capacitor)	文件编号	QP-AP-28	页码	07/07
------	---	------	----------	----	-------

10. Marking:



	CHAMPION CO.LOGO
1.5	CAPACITANCE
K	CAPACITANCE TOLERANCE
310	RATED VOLTAGE
V	AC VOLTAGE
X2	BOX-TYPE METALLIZED POLYPROPYLENE FILM
40/110/56/B	G-Working Lowest Temperature (- 40℃) M-Working highestTemperature(+110℃) F- Working Times (56days) B-Class of operation

11.Storage conditions and duration

Packaged capacitors should be kept in clean, ventilated, dry coffers, not near the heat source, not subject to direct sunlight, is strictly prohibited and chemical reagents, acid and harmful gas storage together.

Capacitor at a temperature within the range 20 ~ 25 °C, humidity less than 50% of the state of storage for one year.