

# SS24FL, SS26FL

## Surface Mount Schottky Barrier Rectifier

### Features

- Ultra Thin Profile – Maximum Height of 1.08 mm
- UL Flammability 94V-0 Classification
- MSL 1
- Green Mold Compound
- These Devices are Pb-Free, Halogen Free and are RoHS Compliant

### Specifications

#### ABSOLUTE MAXIMUM RATINGS (T<sub>A</sub> = 25°C unless otherwise noted)

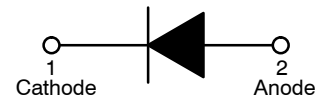
Symbol	Parameter	Value		Unit
		SS24FL	SS26FL	
V <sub>RRM</sub>	Peak Reverse Voltage	40	60	V
V <sub>R</sub>	Reverse Voltage	40	60	V
I <sub>F(AV)</sub>	Average Rectified Current at T <sub>A</sub> = 75°C	2.0		A
I <sub>FSM</sub>	Non-Repetitive Peak Forward Surge Current at t = 8.3 ms	50		A
T <sub>J</sub>	Operating Junction Temperature Range	-55 to +125		°C
T <sub>STG</sub>	Storage Temperature Range	-55 to +125		°C

Stresses exceeding those listed in the Maximum Ratings table may damage the device. If any of these limits are exceeded, device functionality should not be assumed, damage may occur and reliability may be affected.



**ON Semiconductor®**

[www.onsemi.com](http://www.onsemi.com)



Schottky Barrier Rectifier



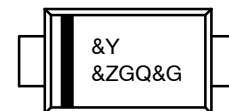
SOD-123F  
CASE 425AD

### MARKING DIAGRAMS



Band Indicates Cathode

- &Y = Binary Calendar Year Coding Scheme
- &Z = Assembly Plant Code
- GP = Specific Device Code
- &G = Single Digit Weekly Data Code



Band Indicates Cathode

- &Y = Binary Calendar Year Coding Scheme
- &Z = Assembly Plant Code
- GQ = Specific Device Code
- &G = Single Digit Weekly Data Code

### ORDERING INFORMATION

See detailed ordering and shipping information on page 2 of this data sheet.

## SS24FL, SS26FL

### THERMAL CHARACTERISTICS ( $T_A = 25^\circ\text{C}$ unless otherwise noted)

Symbol	Characteristic	Value	Unit
$R_{\theta JA}$	Typical Thermal Resistance, Junction-to-Ambient (Note 1)	140	$^\circ\text{C/W}$

1. Mounted with minimum recommended pad size, PC board FR4.

### ELECTRICAL CHARACTERISTICS ( $T_A = 25^\circ\text{C}$ unless otherwise noted)

Symbol	Parameter	Conditions	Min	Typ	Max	Unit	
$BV_R$	Reverse Breakdown Voltage	$I_R = 500 \mu\text{A}$	SS24FL	40	-	-	V
			SS26FL	60	-	-	
$V_F$	Forward Voltage	$I_F = 2.0 \text{ A}$	SS24FL	-	-	0.55	V
			SS26FL	-	-	0.70	
$I_R$	Reverse Leakage Current	$V_R = V_{RRM}$	SS24FL	-	-	100	$\mu\text{A}$
			SS26FL	-	-	40	
$T_{rr}$	Reverse Recovery Time	$I_F = 0.5 \text{ A}, I_R = 1 \text{ A}, I_{rr} = 0.25 \text{ A}$	SS24FL	-	9.495	-	ns
			SS26FL	-	8.260	-	

Product parametric performance is indicated in the Electrical Characteristics for the listed test conditions, unless otherwise noted. Product performance may not be indicated by the Electrical Characteristics if operated under different conditions.

### ORDERING INFORMATION

Part Number	Top Mark	Package	Shipping†
SS24FL	GP	SOD-123F (Pb-Free/Halogen Free)	3000 / Tape & Reel
SS26FL	GQ	SOD-123F (Pb-Free/Halogen Free)	3000 / Tape & Reel

†For information on tape and reel specifications, including part orientation and tape sizes, please refer to our Tape and Reel Packaging Specifications Brochure, BRD8011/D.

TYPICAL PERFORMANCE CHARACTERISTICS

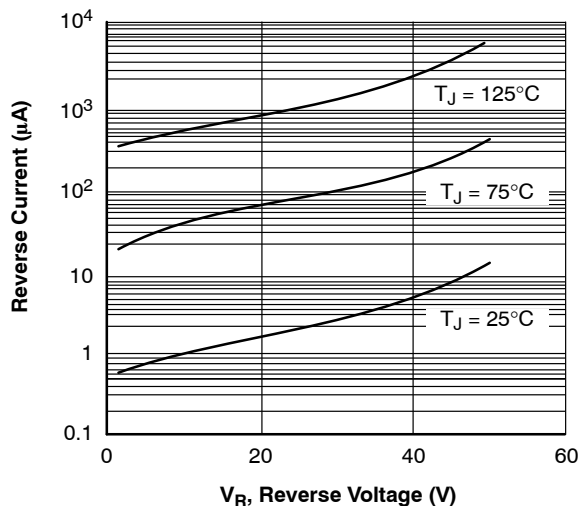


Figure 1. Typical Reverse Characteristics

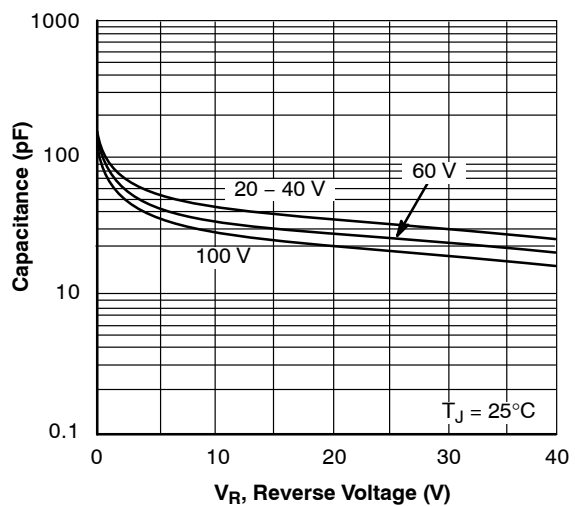


Figure 2. Typical Junction Characteristics

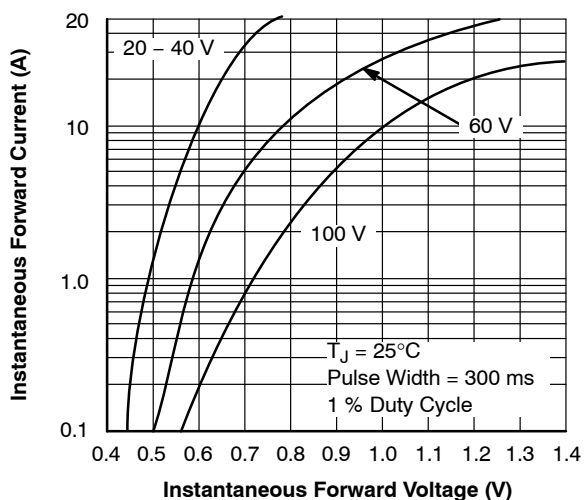
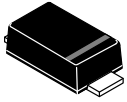


Figure 3. Typical Instantaneous Forward Characteristics

**MECHANICAL CASE OUTLINE**  
**PACKAGE DIMENSIONS**

ON Semiconductor®



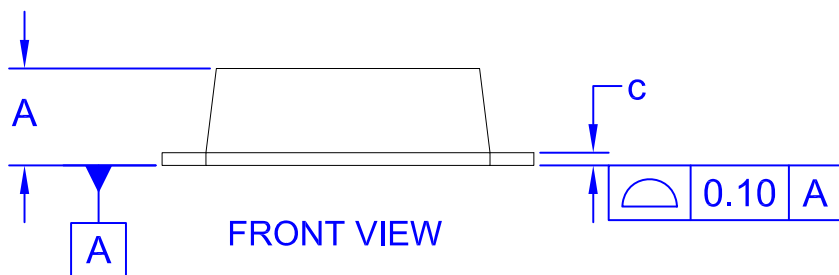
SCALE 4:1

SOD-123FL  
CASE 425AD  
ISSUE A

DATE 04 AUG 2017

**NOTES:**

- A. NO INDUSTRY STANDARD APPLIES TO THIS PACKAGE
- B. ALL DIMENSIONS ARE IN MILLIMETERS
- C. DIMENSIONS ARE EXCLUSIVE OF BURRS, MOLD FLASH AND TIE BAR PROTRUSIONS.



DIM	INCHES		MILLIMETERS	
	MIN	MAX	MIN	MAX
A	0.031	0.043	0.80	1.08
b	0.020	0.045	0.50	1.15
c	0.002	0.008	0.05	0.20
D	0.098	0.118	2.50	3.00
E	0.059	0.077	1.50	1.95
H	0.130	0.154	3.30	3.90
L	0.018	0.035	0.45	0.90

<b>DOCUMENT NUMBER:</b>	<b>98AON13725G</b>	Electronic versions are uncontrolled except when accessed directly from the Document Repository. Printed versions are uncontrolled except when stamped "CONTROLLED COPY" in red.
<b>STATUS:</b>	<b>ON SEMICONDUCTOR STANDARD</b>	
<b>NEW STANDARD:</b>		
<b>DESCRIPTION:</b>	<b>SOD-123FL</b>	<b>PAGE 1 OF 2</b>



ON Semiconductor and  are trademarks of Semiconductor Components Industries, LLC dba ON Semiconductor or its subsidiaries in the United States and/or other countries. ON Semiconductor owns the rights to a number of patents, trademarks, copyrights, trade secrets, and other intellectual property. A listing of ON Semiconductor's product/patent coverage may be accessed at [www.onsemi.com/site/pdf/Patent-Marking.pdf](http://www.onsemi.com/site/pdf/Patent-Marking.pdf). ON Semiconductor reserves the right to make changes without further notice to any products herein. ON Semiconductor makes no warranty, representation or guarantee regarding the suitability of its products for any particular purpose, nor does ON Semiconductor assume any liability arising out of the application or use of any product or circuit, and specifically disclaims any and all liability, including without limitation special, consequential or incidental damages. Buyer is responsible for its products and applications using ON Semiconductor products, including compliance with all laws, regulations and safety requirements or standards, regardless of any support or applications information provided by ON Semiconductor. "Typical" parameters which may be provided in ON Semiconductor data sheets and/or specifications can and do vary in different applications and actual performance may vary over time. All operating parameters, including "Typicals" must be validated for each customer application by customer's technical experts. ON Semiconductor does not convey any license under its patent rights nor the rights of others. ON Semiconductor products are not designed, intended, or authorized for use as a critical component in life support systems or any FDA Class 3 medical devices or medical devices with a same or similar classification in a foreign jurisdiction or any devices intended for implantation in the human body. Should Buyer purchase or use ON Semiconductor products for any such unintended or unauthorized application, Buyer shall indemnify and hold ON Semiconductor and its officers, employees, subsidiaries, affiliates, and distributors harmless against all claims, costs, damages, and expenses, and reasonable attorney fees arising out of, directly or indirectly, any claim of personal injury or death associated with such unintended or unauthorized use, even if such claim alleges that ON Semiconductor was negligent regarding the design or manufacture of the part. ON Semiconductor is an Equal Opportunity/Affirmative Action Employer. This literature is subject to all applicable copyright laws and is not for resale in any manner.

## PUBLICATION ORDERING INFORMATION

### LITERATURE FULFILLMENT:

Literature Distribution Center for ON Semiconductor  
19521 E. 32nd Pkwy, Aurora, Colorado 80011 USA  
**Phone:** 303-675-2175 or 800-344-3860 Toll Free USA/Canada  
**Fax:** 303-675-2176 or 800-344-3867 Toll Free USA/Canada  
**Email:** [orderlit@onsemi.com](mailto:orderlit@onsemi.com)

**N. American Technical Support:** 800-282-9855 Toll Free  
USA/Canada  
**Europe, Middle East and Africa Technical Support:**  
Phone: 421 33 790 2910

**ON Semiconductor Website:** [www.onsemi.com](http://www.onsemi.com)

**Order Literature:** <http://www.onsemi.com/orderlit>

For additional information, please contact your local Sales Representative