


Right Angle 2.5mm Pitch Battery

9155-500



AVX extends the battery connector range with the addition of a low profile 2.5mm pitch right angle connector. This connector is offered in 2 to 5 positions and is rated at 3 amps. The connector's design is small and compact to minimize its profile yet functionally stable having a contact point at 2.20mm above the PCB.

The unique design of this stamped contact allows for a maximum insulator height of 4.0mm which makes it size compatible with more expensive pogo pin style battery connectors.

The complete family of battery connectors from AVX offer all of the same advantages; Beryllium Copper base material for enhanced contact performance, a full 3 amp current rating, selective gold plating for 5000 mating cycles and high temperature plastic for RoHS soldering.

APPLICATIONS

- Mobile Phones
- Digital Music Players
- Any Handheld Devices

FEATURES AND BENEFITS

- Reliable stamped contact with coined nose
- Full 1.5mm nose deflection for large operating range
- Two anchor tabs for mechanical stability
- 5000 cycle durability rating
- Minimized X, Y and Z package dimensions

ELECTRICAL

- Current Rating: 3 Amp / Contact
- Voltage Rating: 125 VAC

ENVIRONMENTAL

- Operating Temperature: -40°C to +125°C

MECHANICAL

- Insulator Material: Glass-Filled Nylon 46; UL94 HB
- Contact Material: Beryllium Copper
- Plating: Gold over Nickel
- Durability: 5000 Cycles

HOW TO ORDER

00 Prefix
9155 Series
00X No. of Ways
 2 = 002
 3 = 003
 4 = 004
 5 = 005

541 Right Angle Battery Connector

Code	Description
541	Right Angle 2.5mm Battery Connector

00X Plating Option

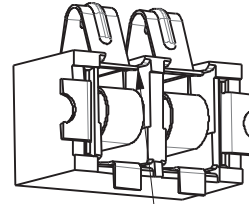
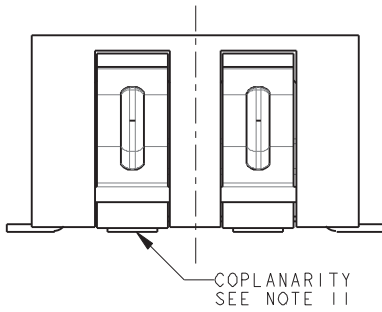
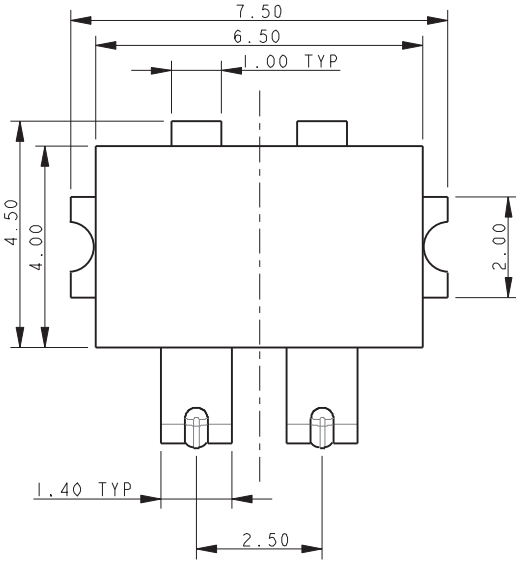
Code	Description
006	0.4µm Selective Gold, Standard
008	0.8µm Selective Gold, Special Order



Right Angle 2.5mm Pitch Battery

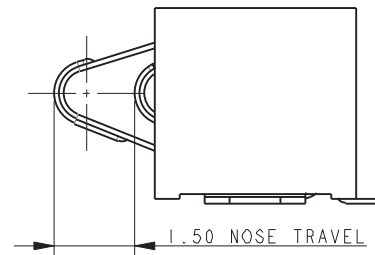
9155-500

2 WAY RIGHT ANGLE BATTERY CONNECTOR

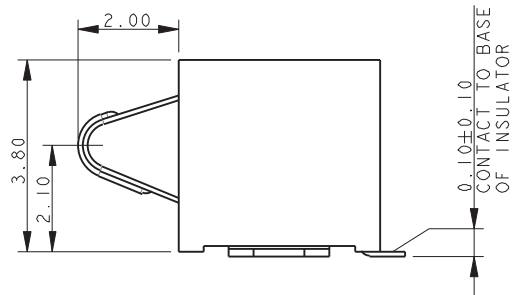


CONTACT NOSE RETAINED ANTI-SNAG FEATURE

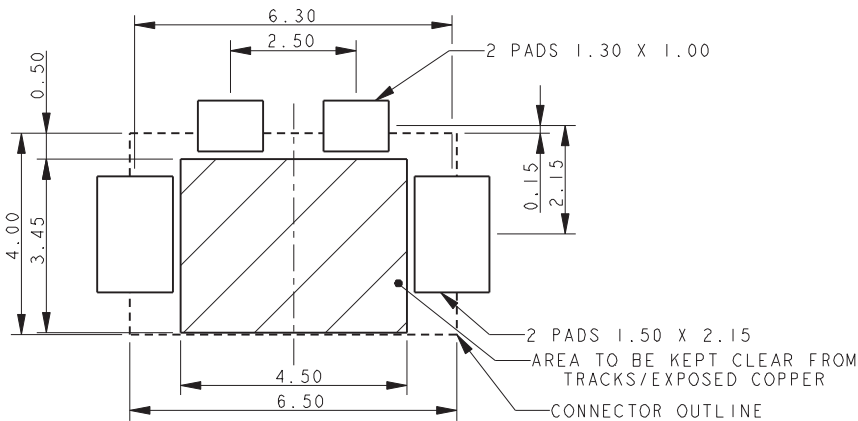
DEFLECTIVE CONNECTOR



UNDEFLECTED CONTACT



SUGGESTED PCB LAYOUT



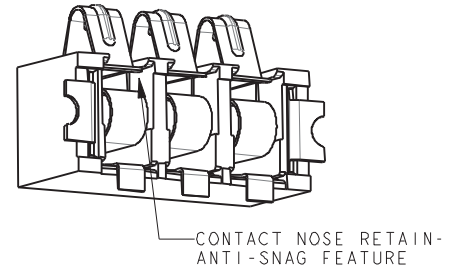
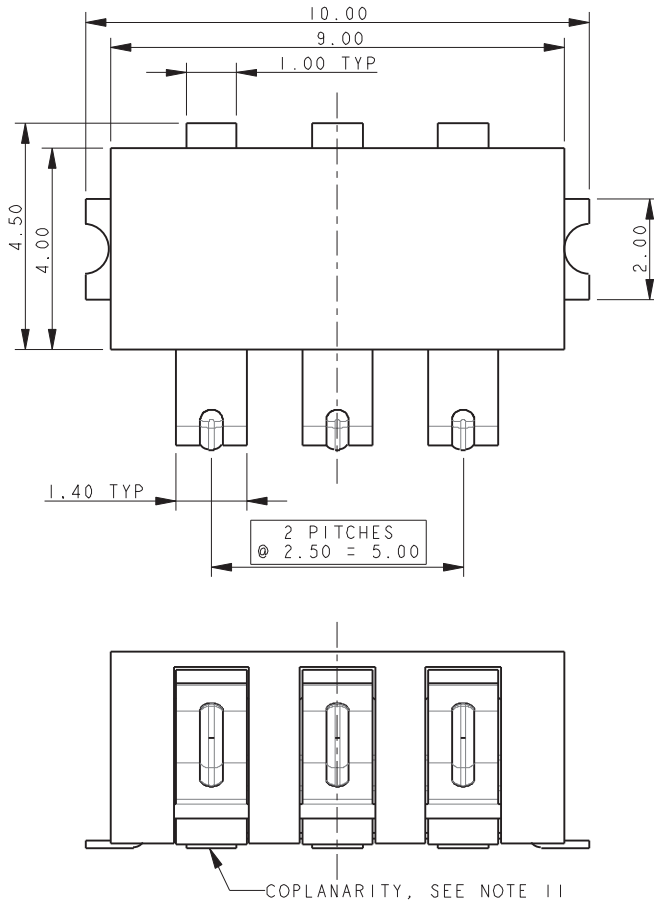
NOTES:

1. GENERAL TOLERANCE ± 0.20 UNLESS OTHERWISE STATED.
2. FOR FULL PRODUCT SPECIFICATION REFER TO ELCO SPEC 201-01-114.
3. FOR MATING PAD DETAILS REFER TO PAGE 7.
4. PACKING DETAILS ON PAGE 6.
5. INSULATOR MATERIAL: 30% GLASS FILLED NYLON 46, UL94 V-O. COLOR BLACK.
6. CONTACT MATERIAL: BERYLLIUM COPPER.
7. CONTACT PLATING: SELECTIVE GOLD OVER NICKEL, PURE TIN ON TAILS.
8. BRACKET MATERIAL: PHOSPHOR BRONZE.
9. BRACKET PLATING: PURE TIN OVER NICKEL.
10. NOMINAL CONTACT FORCE 140 GRAMS AT 1.50 DEFLECTION.
11. CONPLANARITY OF ALL CONTACT TAILS AND PADS 0.10MM MAXIMUM.

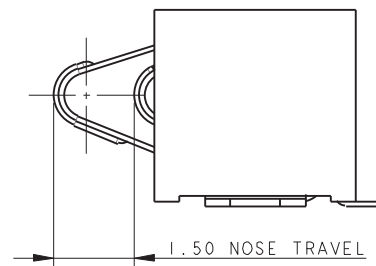
Right Angle 2.5mm Pitch Battery

9155-500

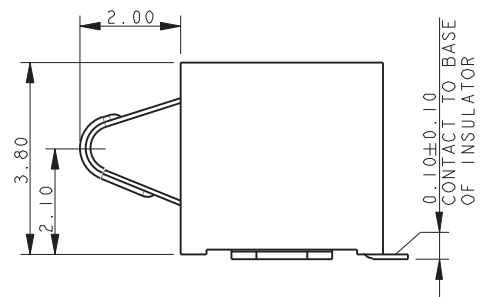
3 WAY RIGHT ANGLE BATTERY CONNECTOR



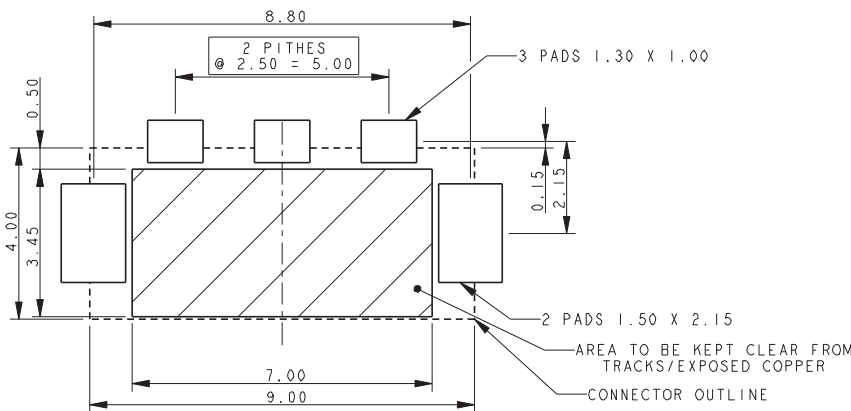
DEFLECTIVE CONNECTOR



UNDEFLECTED CONTACT



SUGGESTED PCB LAYOUT



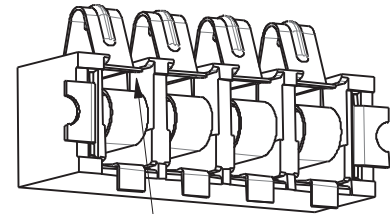
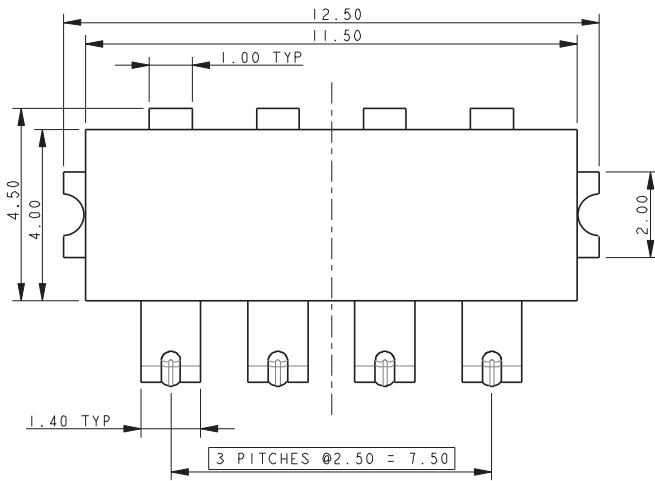
NOTES:

1. GENERAL TOLERANCE ± 0.20 UNLESS OTHERWISE STATED.
2. FOR FULL PRODUCT SPECIFICATION REFER TO ELCO SPEC 201-01-114.
3. FOR MATING PAD DETAILS REFER TO PAGE 7.
4. PACKING DETAILS ON PAGE 6.
5. INSULATOR MATERIAL: 30% GLASS FILLED NYLON 46, UL94 V-O. COLOR BLACK.
6. CONTACT MATERIAL: BERYLLIUM COPPER.
7. CONTACT PLATING: SELECTIVE GOLD OVER NICKEL, PURE TIN ON TAILS.
8. BRACKET MATERIAL: PHOSPHOR BRONZE.
9. BRACKET PLATING: PURE TIN OVER NICKEL.
10. NOMINAL CONTACT FORCE 140 GRAMS AT 1.50 DEFLECTION.
11. CONPLANARITY OF ALL CONTACT TAILS AND PADS 0.10MM MAXIMUM.

Right Angle 2.5mm Pitch Battery

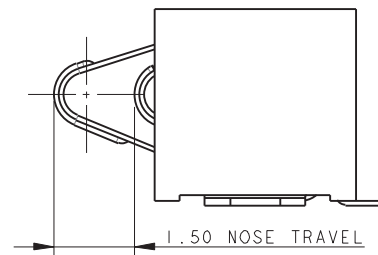
9155-500

4 WAY RIGHT ANGLE BATTERY CONNECTOR



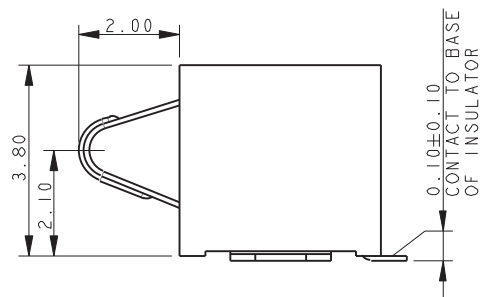
CONTACT NOSE RETAINED
ANTI-SNAG FEATURE

DEFLECTIVE CONNECTOR



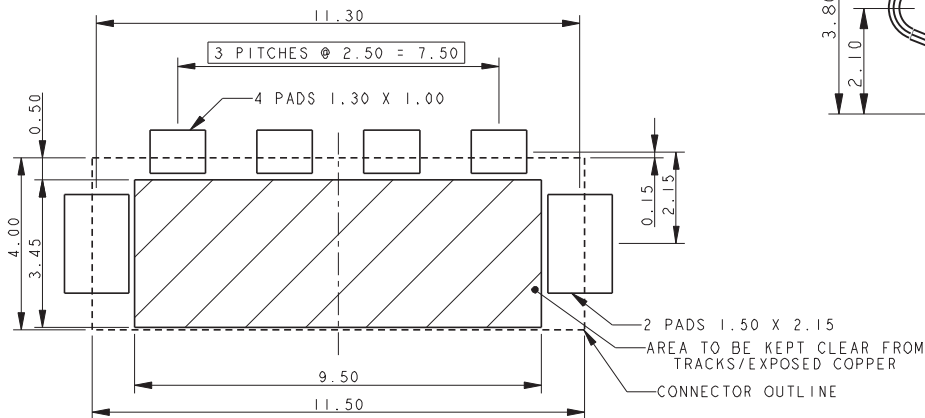
1.50 NOSE TRAVEL

UNDEFLECTED CONTACT



0.10±0.10
CONTACT TO BASE
OF INSULATOR

SUGGESTED PCB LAYOUT



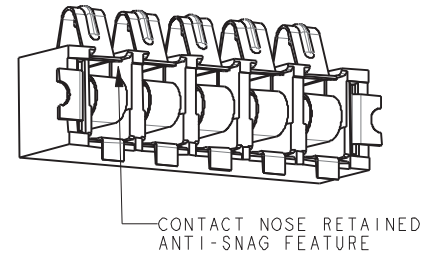
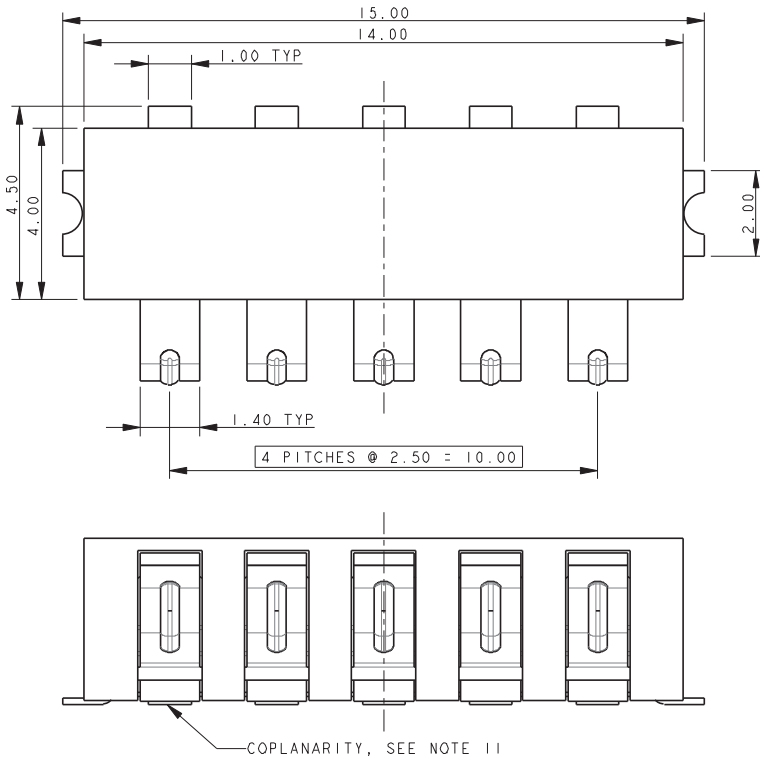
NOTES:

1. GENERAL TOLERANCE ± 0.20 UNLESS OTHERWISE STATED.
2. FOR FULL PRODUCT SPECIFICATION REFER TO ELCO SPEC 201-01-114.
3. FOR MATING PAD DETAILS REFER TO PAGE 7.
4. PACKING DETAILS ON PAGE 6.
5. INSULATOR MATERIAL: 30% GLASS FILLED NYLON 46, UL94 V-O. COLOR BLACK.
6. CONTACT MATERIAL: BERYLLIUM COPPER.
7. CONTACT PLATING: SELECTIVE GOLD OVER NICKEL, PURE TIN ON TAILS.
8. BRACKET MATERIAL: PHOSPHOR BRONZE.
9. BRACKET PLATING: PURE TIN OVER NICKEL.
10. NOMINAL CONTACT FORCE 140 GRAMS AT 1.50 DEFLECTION.
11. CONPLANARITY OF ALL CONTACT TAILS AND PADS 0.10MM MAXIMUM.

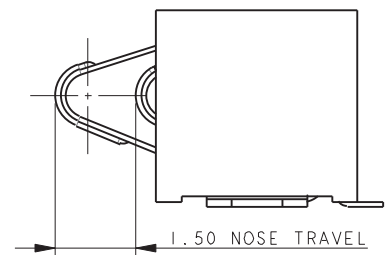
Right Angle 2.5mm Pitch Battery

9155-500

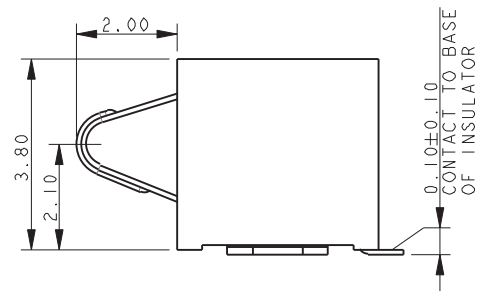
5 WAY RIGHT ANGLE BATTERY CONNECTOR



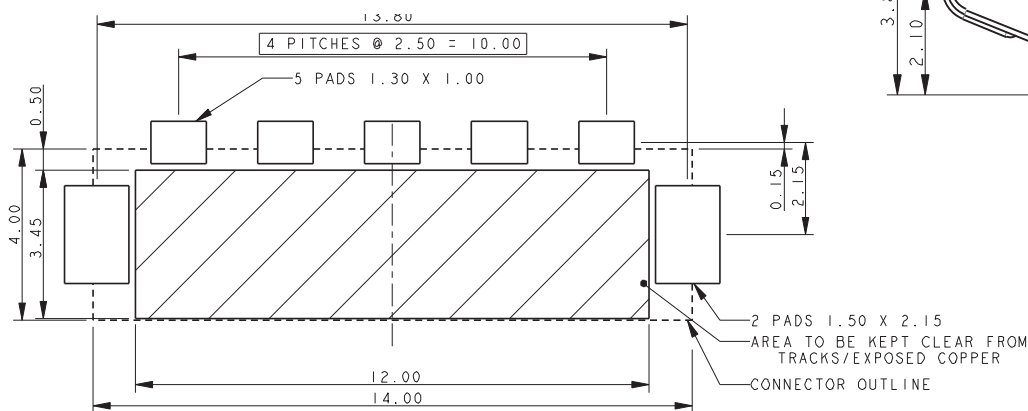
DEFLECTIVE CONNECTOR



UNDEFLECTED CONTACT



SUGGESTED PCB LAYOUT



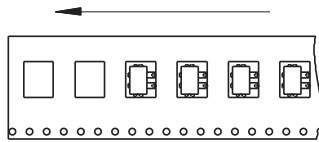
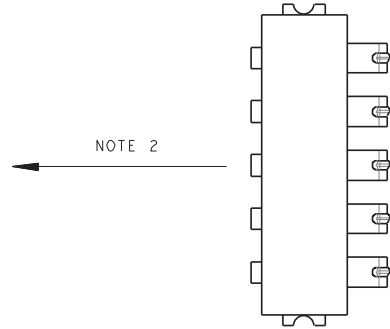
NOTES:

1. GENERAL TOLERANCE ± 0.20 UNLESS OTHERWISE STATED.
2. FOR FULL PRODUCT SPECIFICATION REFER TO ELCO SPEC 201-01-114.
3. FOR MATING PAD DETAILS REFER TO PAGE 7.
4. PACKING DETAILS ON PAGE 6.
5. INSULATOR MATERIAL: 30% GLASS FILLED NYLON 46, UL94 V-O. COLOR BLACK.
6. CONTACT MATERIAL: BERYLLIUM COPPER.
7. CONTACT PLATING: SELECTIVE GOLD OVER NICKEL, PURE TIN ON TAILS.
8. BRACKET MATERIAL: PHOSPHOR BRONZE.
9. BRACKET PLATING: PURE TIN OVER NICKEL.
10. NOMINAL CONTACT FORCE 140 GRAMS AT 1.50 DEFLECTION.
11. CONPLANARITY OF ALL CONTACT TAILS AND PADS 0.10MM MAXIMUM.

Right Angle 2.5mm Pitch Battery

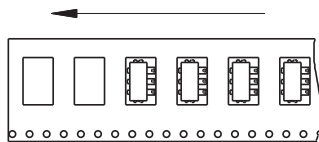
9155-500

PACKING DETAILS



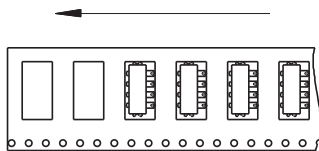
2 WAY

REEL QTY	1000
TAPE WIDTH	25MM
POCKET PITCH	12MM



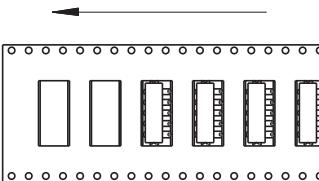
3 WAY

REEL QTY	1000
TAPE WIDTH	25MM
POCKET PITCH	12MM




4 WAY

REEL QTY	1000
TAPE WIDTH	25MM
POCKET PITCH	12MM



5 WAY

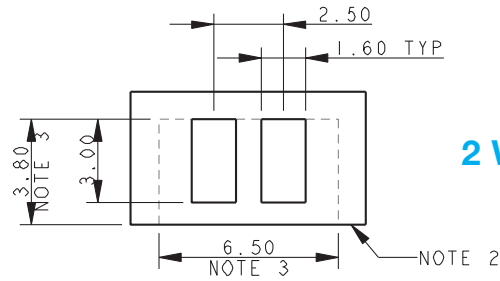
REEL QTY	1000
TAPE WIDTH	25MM
POCKET PITCH	12MM



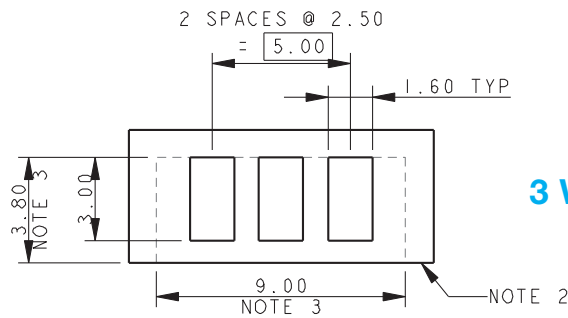
NOTES:

1. PARTS TO BE PACKED ON 330MM REELS.
2. COMPONENT ORIENTATION AS SHOWN.

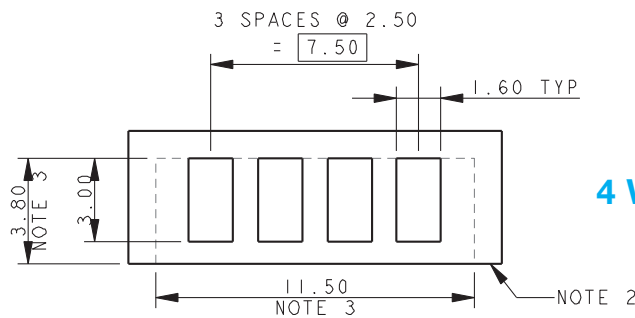
STANDARD RIGHT ANGLE – MATING PADS



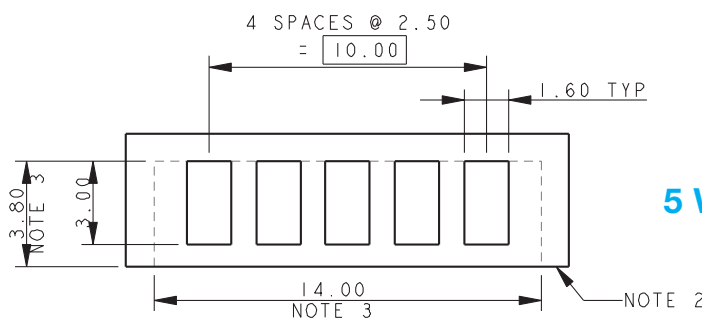
2 WAY MATING PADS



3 WAY MATING PADS



4 WAY MATING PADS



5 WAY MATING PADS

NOTES:

1. SUGGESTED MATING PADS FOR RIGHT ANGLE BATTERY CONNECTORS.
2. TOP SURFACE OF HORIZONTAL PCB/BASE OF CONNECTOR.
3. OUTLINE OF CONNECTOR.
4. PREFERRED PLATING ON PADS GOLD OVER NICKEL.

Mouser Electronics

Authorized Distributor

Click to View Pricing, Inventory, Delivery & Lifecycle Information:

[AVX:](#)

[009155003541006](#) [009155005541006](#) [009155002541006](#) [009155004541006](#) [009155003541008](#)
[009155004541008](#)