

### 特征 Features

- 反向漏电流低 Low reverse leakage
- 正向浪涌承受能力强 High forward surge capability
- 高信赖性 High reliability
- 高温焊接保证 High temperature soldering guaranteed:  
260°C/10 秒  
260°C/10seconds
- 引线 and 管体皆符合RoHS标准  
Lead and body according with RoHS standard
- 型号后缀“-F”标记无卤素产品  
Green compound with suffix "-F" on Marking

### 机械数据 Mechanical Data

- 封装外形:SMA-W塑封 Case:SMA-W Molded plastic
- 环氧树脂: UL易燃等级: 94V-0  
Epoxy: UL 94V-0 rate flame retardant
- 引脚: 镀锡,无铅 Lead: Pure tin plated, lead free

### 最大值和特性 TA = 25°C 除非另有规定。

### Maximum Ratings & Characteristics

Ratings at 25°C ambient temperature unless otherwise specified.

参数 Parameter	符号 Symbols	SS24A-W	SS26A-W	SS210A-W	SS215A-W	SS220A-W	单位 Unit
最大可重复峰值反向电压 Maximum repetitive peak reverse voltage	$V_{RRM}$	40	60	100	150	200	V
最大均方根电压 Maximum RMS voltage	$V_{RMS}$	28	42	70	105	140	V
最大直流阻断电压 Maximum DC blocking voltage	$V_{DC}$	40	60	100	150	200	V
最大正向平均整流电流 Maximum average forward rectified current	$I_{F(AV)}$	2.0					A
正向不重复浪涌电流 8.3 ms单一正弦半波 8.3 ms single half sine-wave	$I_{FSM}$	50					A
最大正向电压 @IF=2.0A Maximum forward voltage	$V_F$	0.55	0.70	0.85	0.95		V
最大反向电流 @V <sub>DC</sub> Maximum reverse current	$I_R$	500		50			μA
		20		10			mA
典型热阻 Typical thermal resistance (Note 1)	$R_{\theta JA}$	105					°C/W
	$R_{\theta JL}$	20					
典型结电容 VR=4.0V,f=1MHz Type junction capacitance	$C_J$	120					pF
工作结温 Operating junction	$T_J$	-55 --- +125			-55 --- +150		°C
存储温度 Storage temperature rang	$T_{STG}$	-55 --- +150					°C

备注 Note:

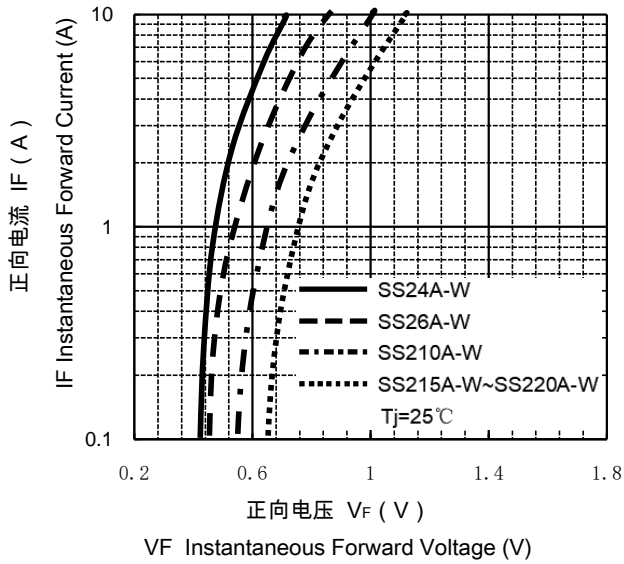
1) 安装在PCB板上,从PN结到周围环境的热阻。

1) Thermal resistance from junction to ambient, PCB mounted.

## 特性曲线 Characteristic Curves

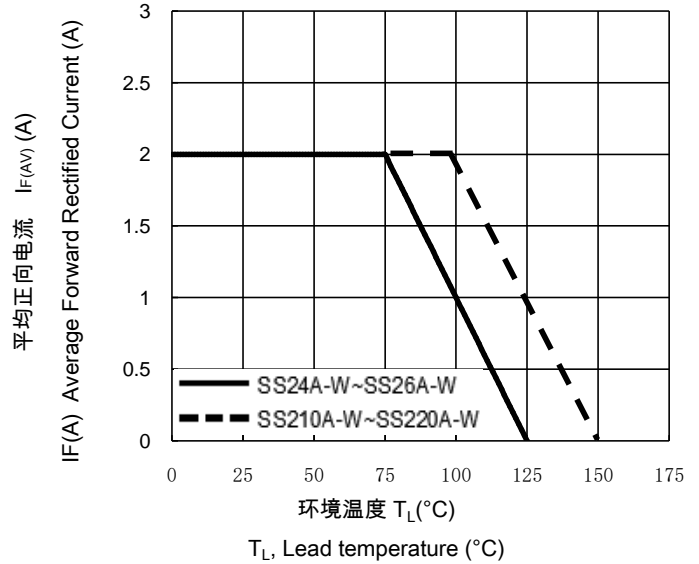
正向特性曲线 (典型值)

TYPICAL FORWARD CHARACTERISTIC



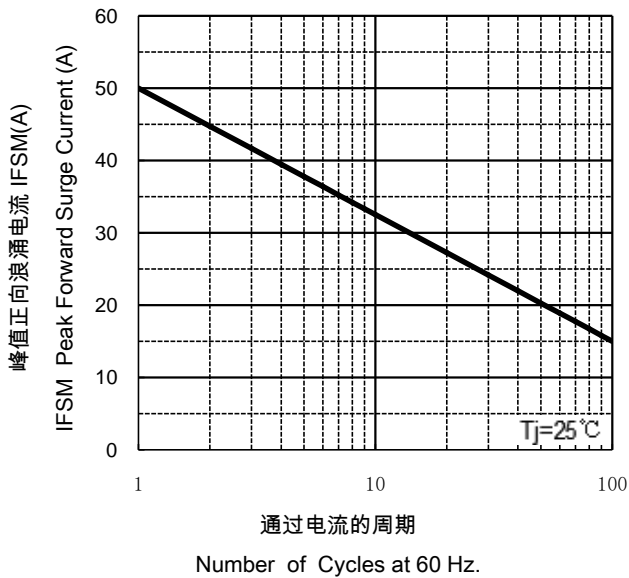
正向电流降额曲线

FORWARD CURRENT DERATING CURVE



浪涌特性曲线 (最大值)

MAXIMUM NON REPETITIVE  
PEAK FORWARD SURGE CURRENT



反向特性曲线

Typical Reverse Characteristics

