

PRODUCT NUMBER
71918-XXXXZLF

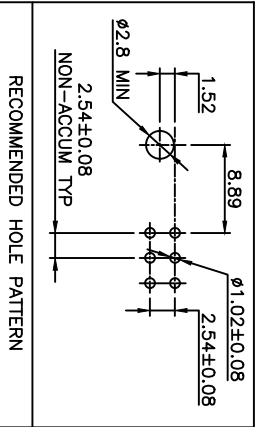
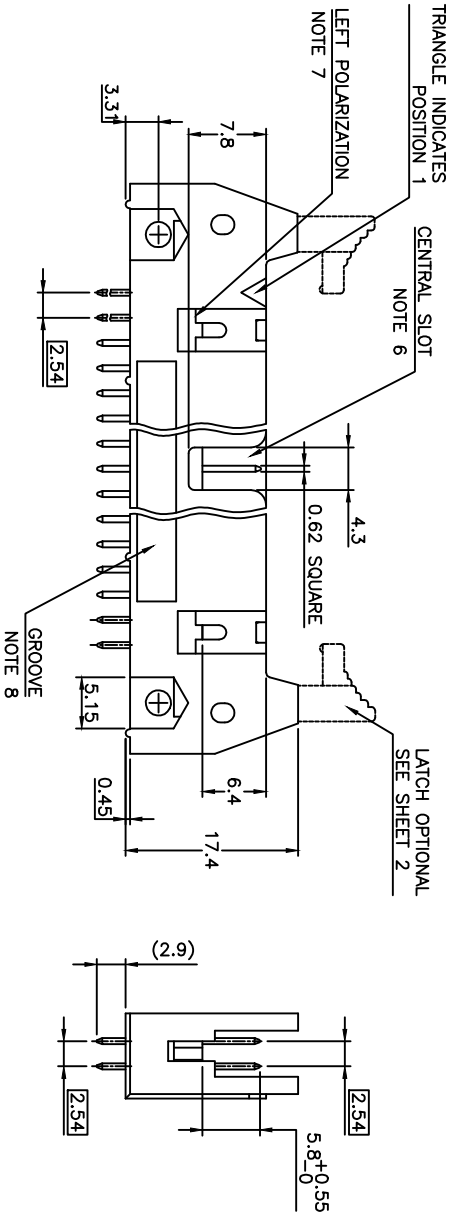
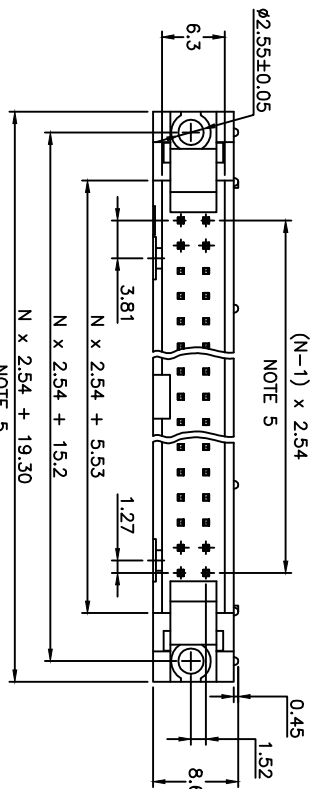
ROHS COMPATIBLE. SEE NOTE 10

S = SPECIFIC CUSTOMER PLATING OPTION.
COLOR OPTION, SEE NOTE 1
TOTAL NB OF POSITIONS, SEE SHEET 2

LATCHING
0 = WITHOUT LATCH
1 = STANDARD LATCH
2 = LOW PROFILE LATCH

NOTES:

- 1 - HOUSING MATERIAL: GLASS FILLED THERMOPLASTIC UL94V-0
= STANDARD COLOR GREY
B = OPTION COLOR BLACK
 - 2 - PIN MATERIAL : PHOSPHOR BRONZE
 - 3 - PRODUCT PACKAGED IN TUBES
 - 4 - 40N MIN LATCH RETENTION FORCE AT FIRST EXTRACTION
 - 5 - TO DETERMINE DIMENSIONS :
N = NUMBER OF POSITIONS PER ROW
EXAMPLE : 8 POS N x 2.54 = 20.32mm
 - 6 - NO CENTRAL SLOT ON POSITIONS 6 & 8
 - 7 - NO LEFT POLARIZATION ON POSITIONS 06, 08, 10, 14.
 - 8 - NO GROOVE ON POSITIONS 06, 08, 10, 14, 30, 34
 - 9 - 4.5mm SOLDER TAIL ORDER 71918-4XX (WITH STANDARD LATCH ONLY)
 - 10 - ROHS COMPATIBLE PRODUCT SPECIFICATIONS
- a - PLATING:
- "L" MEANS THE PRODUCT IS LEAD-FREE,
2µm MINIMUM MATTE TIN OVER 1.27µm
MINIMUM NICKEL UNDERPLATE.
- b - MANUFACTURING PROCESS COMPATIBILITY
- THE HOUSING WILL WITHSTAND EXPOSURE TO
260°C ±5°C SOLDER BATH TEMPERATURE FOR
5 SECONDS IN A WAVE SOLDER APPLICATION
WITH A 1.6mm MIN THICK CIRCUIT BOARD.
- c - LABELING:
- MEETS PACKAGING SPECS AS PER GS-14-920
- d - LEGAL STATEMENT: SEE GS-47-0004.



mat'l. code	surface	tolerance	projection	product family
SEE NOTES	ISO 1302	ISO 406 ISO 1001	mm	QUICKIE
lfr gen no dfr date	tolerances unless otherwise specified			title
Y F12-0838 LMW 12.12.06	.X ±0.3			SHR.EL.HEADER
AA B-16776 LMW 14.01.23	.XX ±0.13			STR DR TMT
AB B-17853 LMW 14.06.05	.XXX ±0.05	scale 2:1		
AC B-19091 LMW 14.10.16	DLE	01.01.24		sheet 1 of 2
AD B-20412 BVE 15.03.10	JMC	01.01.24		size
AE F-23514 LMW 16.03.14	JMC	01.01.24		A3
sheet revision AE Y	JMC	01.01.24		CUSTOMER Drawing
index sheet 1 2				



FCIconnect.com

Copyright FCI

