



TRE15R SERIES 15 WATT AC-DC I.T.E INTERCHANGEABLE PLUG ADAPTER

Features

- Universal Input Range 90~264Vac
- High Efficiency up to 86%
- Interchangeable AC Plugs
- Class II
- No Load Power Consumption < 75mW
- Approval IEC/EN/UL 62368-1
- Approval EN55032 and CISPR/FCC Class B
- Operating Altitude 5000m
- Over Voltage Protection
- Continuous Short Circuit Protection
- Meets CoC Tier 2 & DoE Level VI



AC Plug Sold Separately



MODEL NUMBER	OUTPUT VOLTAGE	OUTPUT CURRENT	VOLTAGE ACCURACY NOTE1	RIPPLE & NOISE NOTE2	LINE REGULATION NOTE3	LOAD REGULATION NOTE4	%EFF. (Typ.) NOTE5
TRE15R050	5 V	2 A	±2%	50 mV	±1%	±4%	79%
TRE15R090	9 V	1.4 A	±2%	90 mV	±1%	±2%	84%
TRE15R120	12 V	1 A	±2%	100 mV	±1%	±2%	83%
TRE15R150	15 V	1 A	±2%	100 mV	±1%	±2%	85%
TRE15R240	24 V	0.63 A	±2%	100 mV	±1%	±2%	86%

Note:

1. Voltage accuracy is set at 60% full load.
2. Add a 0.1uF ceramic capacitor and a 10uF E.L. capacitor to output for ripple & noise measuring @20MHz BW.
3. Line regulation is measured from 100V_{ac} to 240V_{ac} with 100% full load.
4. Load regulation is measured from 60% to 100% full load and from 60% to 20% full load (60%±40% full load).
5. Typical efficiency at 230 V_{ac} and 75% full load at 25°C.

PART NUMBER

Series	Output Voltage	AC Plug Type	DC Plug Type	Cable Type	Cable Length
TRE15R	XXX	-X	-XX	X	XX
15W I.T.E Adapter	050 : 5V	Blank: Sold Separately ASUE: Include 4 Type AC Plug	See Page 5	G : UL1571 with OVP	01 : 720mm
	090 : 9V				02 : 1220mm
	120 : 12V				03 : 1800mm
	150 : 15V				11 : 720mm with Ferrite Core
	240 : 24V				12 : 1220mm with Ferrite Core
					13 : 1800mm with Ferrite Core
					See page 5 for restrictions

Part Number Example:

TRE15R120-01G03, 12V_{dc} Output, DC Jack Type, Cable Length 1800mm

TRE15R120-ASUE-01G03, 12V_{dc} Output, Include 4 Type AC Plug, DC Jack Type, Cable Length 1800mm



TRE15R Series

TECHNICAL SPECIFICATIONS

(All specifications are typical at nominal input, full load at 25°C unless otherwise noted.)

ABSOLUTE MAXIMUM RATINGS

PARAMETER	NOTES and CONDITIONS	Device	Min.	Typ.	Max.	Units
Input Voltage		All	90		264	V _{ac}
Operating Case Temperature	See Derating Curve	All	-20		60	°C
Storage Temperature		All	-20		85	°C
Operating Altitude		All			5000	m

INPUT CHARACTERISTICS

PARAMETER	NOTES and CONDITIONS	Device	Min.	Typ.	Max.	Units
Operating Voltage Range		All	100		240	V _{ac}
Input Frequency Range		All	47		63	Hz
Maximum Input Current	100% Full load, V _{in} =100V _{ac}	All			0.5	A
Leakage Current		All			250	uA
Inrush Current	V _{in} =240V _{ac} , Cold start at 25°C	All			50	A

OUTPUT CHARACTERISTICS

PARAMETER	NOTES and CONDITIONS	Device	Min.	Typ.	Max.	Units
Output Voltage Set Point	V _{in} =115V _{ac} and 230V _{ac} , I _o =60% Full load T _c =25°C	TRE15R050	4.9	5	5.1	V _{dc}
		TRE15R090	8.82	9	9.18	
		TRE15R120	11.76	12	12.24	
		TRE15R150	14.7	15	15.30	
		TRE15R240	23.52	24	24.48	
Operating Output Current Range	V _{in} =115V _{ac} and 230V _{ac} , T _c =25°C	TRE15R050			2	A
		TRE15R090			1.4	
		TRE15R120			1	
		TRE15R150			1	
		TRE15R240			0.63	
Holdup Time	V _{in} =115V _{ac}	All		10		ms
Output Voltage Regulation						
Load Regulation	60%±40% Full load change	TRE15R050			±4.0	%
		TRE15R090			±2.0	
		TRE15R120			±2.0	
		TRE15R150			±2.0	
		TRE15R240			±2.0	
Line Regulation	V _{in} =100V _{ac} to 240V _{ac}	All			±1.0	%
Over Voltage Protection	IC component to clamp (auto recovery)	TRE15R050			7.14	V _{dc}
		TRE15R090			12.1	
		TRE15R120			15.8	
		TRE15R150			19.5	
		TRE15R240			28.4	
Over Current Protection	Auto recovery	All	110		160	%
Short Circuit Protection	Auto recovery	All				
Output Ripple and Noise	1. Add a 0.1uF ceramic capacitor and a 10uF aluminum electrolytic capacitor to output 2. Oscilloscope is 20MHz band width 3. Ambient temperature=25°C	TRE15R050			50	mV
		TRE15R090			90	
		TRE15R120			100	
		TRE15R150			100	
		TRE15R240			100	



TRE15R Series

PARAMETER	NOTES and CONDITIONS	Device	Min.	Typ.	Max.	Units
Load Capacitance	1. $V_{in}=115V_{ac}$ and $230V_{ac}$ 2. Output is max. load 3. Ambient temperature= $25^{\circ}C$	TRE15R050			2000	uF
		TRE15R090			1500	
		TRE15R120			1000	
		TRE15R150			1000	
		TRE15R240			660	
Efficiency	1. $V_{in}=230V_{ac}$ 2. Output is 75% full load 3. Ambient temperature= $25^{\circ}C$	TRE15R050		79		%
		TRE15R090		84		
		TRE15R120		83		
		TRE15R150		85		
		TRE15R240		86		

ISOLATION CHARACTERISTICS

PARAMETER	NOTES and CONDITIONS	Device	Min.	Typ.	Max.	Units
Input to Output	1 minute	All			3000	V_{ac}
Isolation Resistance	Input to output	All	100			M Ω

FEATURE CHARACTERISTICS

PARAMETER	NOTES and CONDITIONS	Device	Min.	Typ.	Max.	Units
Switching Frequency	$V_{in}=115V_{ac}$, $I_o=100\%$	All		85		kHz
	$V_{in}=230V_{ac}$, $I_o=100\%$			65		

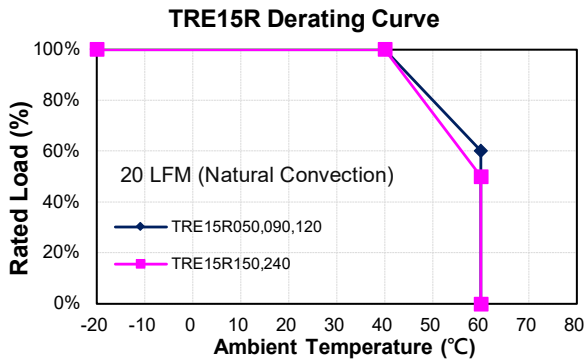
GENERAL SPECIFICATIONS

PARAMETER	NOTES and CONDITIONS	Device	Min.	Typ.	Max.	Units
MTBF	$I_o=100\%$; $T_a=25^{\circ}C$ per MIL-HDBK-217F	All	530			k hours
Humidity	Non-condensing	All			93	% RH
Shock	Meet MIL-STD-810F Table 516.5, Table 516.5-1 10ms, each axis 3 times ($\pm X$ 、 $\pm Y$ 、 $\pm Z$ axis)	All		75		g
Vibration	Meet MIL-STD-810F Table 514.5C-VIII, 15~2000Hz, X、Y、Z axis, 1 hour (each axis),. Total 3 hrs.	All		4		g
Weight		All		100		g
Dimensions		All	2.795x2.220x1.299 inches (71.00x56.40x33.00 mm)			
Safety	Class II, IEC/EN/UL 62368-1					Ed.3.0
EMC Emission	EN 55032:2015+A1:2020, EN 61204-3:2018, EN 61000-6-3:2021, EN 61000-3-2:2019 EN 61000-3-3:2013+A1:2019, FCC CFR Title 47 Part 15 Subpart B: 2016					Class B
Conducted Disturbance	EN 55032:2015+A1:2020, EN 61204-3:2018, EN 61000-6-3:2021					Class B
Radiated Disturbance	EN 55032:2015+A1:2020, EN 61204-3:2018, EN 61000-6-3:2021					Class B
Power Harmonics	EN 61000-3-2:2019					
Voltage Fluctuations	EN 61000-3-3:2013+A1:2019					
EMC Immunity	EN 55035:2017+A11:2020, EN 61204-3:2018, EN 61000-6-1:2019					
Electrostatic Discharge (ESD)	IEC 61000-4-2 Ed. 2.0: 2008, Air Discharge: $\pm 8kV$, Contact Discharge: $\pm 4kV$					Criteria A
Radio-Frequency, Continuous Radiated Disturbance	IEC 61000-4-3 Ed. 4.0: 2020					Criteria A
Electrical Fast Transient (EFT)	IEC 61000-4-4 Ed. 3.0: 2012, $\pm 1kV$					Criteria A
Surge	IEC 61000-4-5 Ed. 3.1: 2017, L-N: $\pm 1kV$					Criteria A
Conducted disturbances, induced by RF fields	IEC 61000-4-6 Ed. 4.0: 2013					Criteria A
Power frequency magnetic field	IEC 61000-4-8 Ed. 2.0: 2009					Criteria A
Voltage dips	IEC 61000-4-11 Ed. 3.0: 2020, Dips: 30% Reduction, Dips: >95% Reduction					Criteria A
Voltage interruptions	IEC 61000-4-11 Ed. 3.0: 2020, >95% reduction					Criteria B
Application Note Link						TRE15R Series App Notes

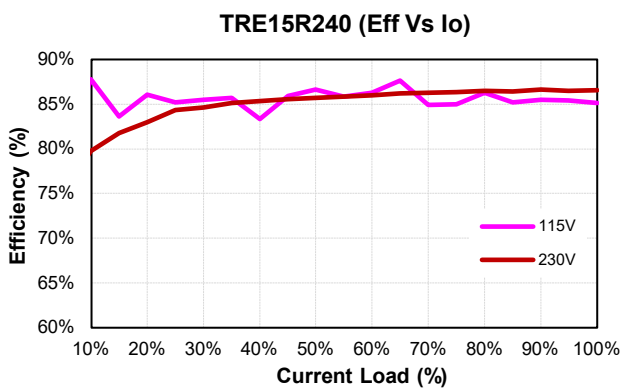
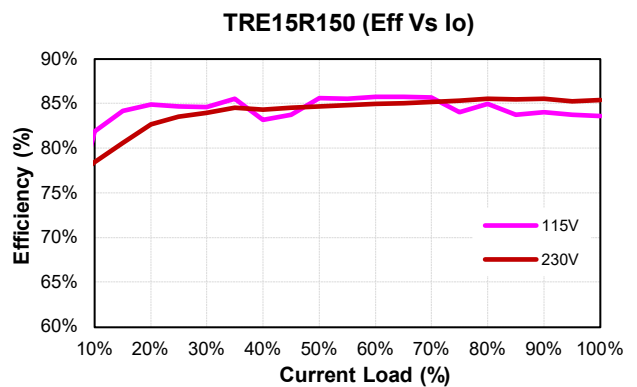
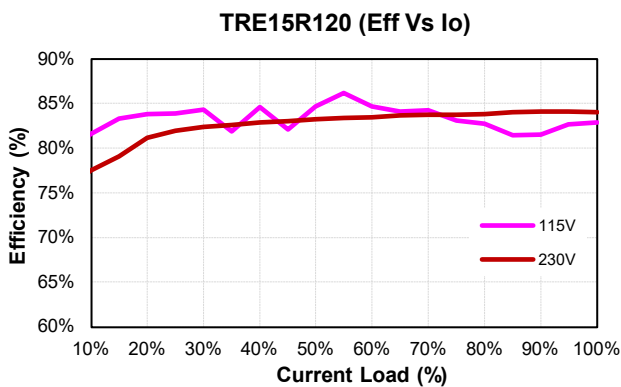
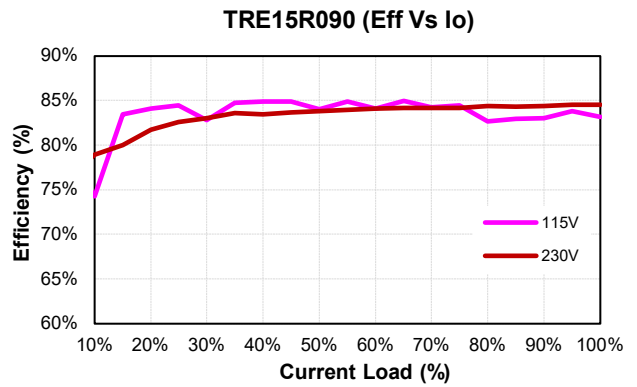
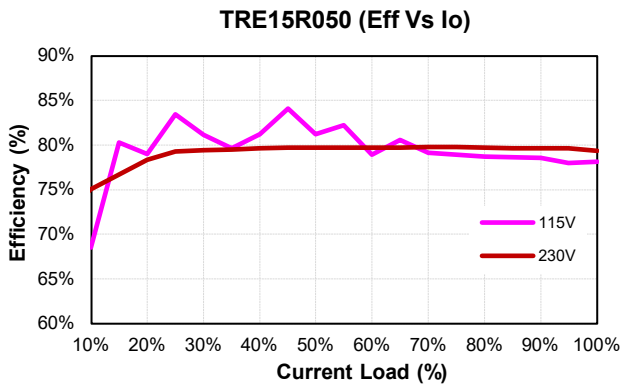


CHARACTERISTIC CURVE

Power Derating Curve



Performance Data

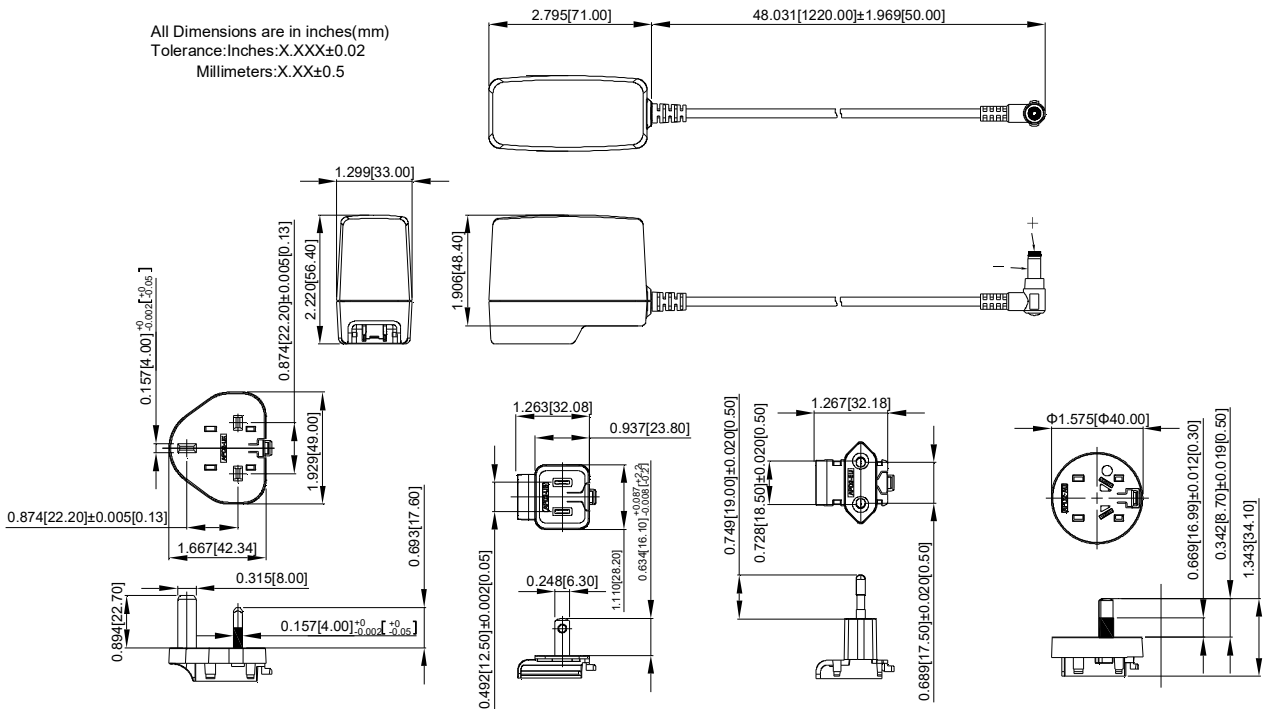




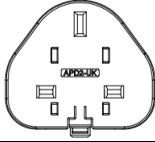
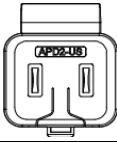
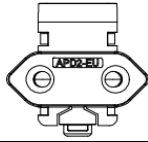

TRE15R Series

MECHANICAL SPECIFICATION

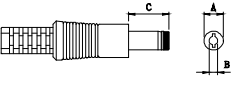
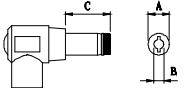
All Dimensions are in inches(mm)
Tolerance:Inches:X.XXX±0.02
Millimeters:X.XX±0.5



INTERCHANGEABLE AC PLUG SPECIFICALLY FOR TRE15R (SOLD SEPARATELY)

TYPE				
	U.K type (U)	American type (A)	European type (E)	Australian type (S)
ORDER NO.	AC PLUG RE-U	AC PLUG RE-A	AC PLUG RE-E	AC PLUG RE-S

STANDARD OUTPUT PLUG

DC Plug Type	Cable Number -XXXXX	A	B	C	Cable Type	Cable Length	Cable AWG
		OD (mm)	ID (mm)	L (mm)			
 Straight/Inner+Outer- + ● -	11G03	Φ5.5	Φ2.1	12	UL1571	1800mm without Core	20AWG for Vo: 5V 18AWG for Vo: 9V 24AWG for Vo: 12V, 15V, 24V
	12G03	Φ5.5	Φ2.5	12			
	23G03	Φ5.5	Φ2.1	9.5			
	26G03	Φ5.5	Φ2.5	9.5			
 Right Angle/Inner+Outer- + ● -	01G03	Φ5.5	Φ2.1	12			
	02G03	Φ5.5	Φ2.5	12			
	21G03	Φ5.5	Φ2.5	9.5			
	24G03	Φ5.5	Φ2.1	9.5			

※Other DC Plug Type please refer to the link: <https://www.cincon.com/productdownload/TRE15R-cable-DC-Plug.pdf>

CINCON Electronics Co. Ltd.
Add: 14F, No. 306, Sec.4, Hsin Yi Rd., Taipei, Taiwan
Tel: 886-2-27086210
Fax: 886-2-27029852
E-mail: sales@cincon.com.tw
Web: www.cincon.com

Mouser Electronics

Authorized Distributor

Click to View Pricing, Inventory, Delivery & Lifecycle Information:

[Cincon:](#)

[TRE15R240-02G03-Level-VI](#) [TRE15R240-12G02-Level-VI](#) [TRE15R050-49G03-Level-VI](#) [TRE15R240-39G01-Level-VI](#) [TRE15R240-40G01-Level-VI](#) [TRE15R120-48G12-Level-VI](#) [TRE15R050-12G01-Level-VI](#) [TRE15R150-11G12-Level-VI](#) [TRE15R050-48G03-Level-VI](#) [TRE15R120-39G02-Level-VI](#) [TRE15R240-11G02-Level-VI](#) [TRE15R050-39G13-Level-VI](#) [TRE15R120-01G01-Level-VI](#) [TRE15R150-01G11-Level-VI](#) [TRE15R120-49G01-Level-VI](#) [TRE15R150-11G13-Level-VI](#) [TRE15R120-11G13-Level-VI](#) [TRE15R050-01G01-Level-VI](#) [TRE15R240-12G13-Level-VI](#) [TRE15R090-11G11-Level-VI](#) [TRE15R120-40G11-Level-VI](#) [TRE15R150-12G02-Level-VI](#) [TRE15R240-48G02-Level-VI](#) [TRE15R120-39G01-Level-VI](#) [TRE15R120-20G03-Level-VI](#) [TRE15R240-36G02-Level-VI](#) [TRE15R120-02G12-Level-VI](#) [TRE15R150-01G02-Level-VI](#) [TRE15R050-48G11-Level-VI](#) [TRE15R150-02G03-Level-VI](#) [TRE15R240-48G01-Level-VI](#) [TRE15R240-39G13-Level-VI](#) [TRE15R240-01G12-Level-VI](#) [TRE15R090-11G12-Level-VI](#) [TRE15R090-01G01-Level-VI](#) [TRE15R050-11G13-Level-VI](#) [TRE15R240-11G03-Level-VI](#) [TRE15R050-35G11-Level-VI](#) [TRE15R150-01G01-Level-VI](#) [TRE15R240-48G03-Level-VI](#) [TRE15R240-36G12-Level-VI](#) [TRE15R090-02G03-Level-VI](#) [TRE15R150-ASUE-12G11-Level-VI](#) [TRE15R120-20G13-Level-VI](#) [TRE15R050-12G03-Level-VI](#) [TRE15R050-01G12-Level-VI](#) [TRE15R150-12G13-Level-VI](#) [TRE15R120-11G03-Level-VI](#) [TRE15R120-49G11-Level-VI](#) [TRE15R090-02G01-Level-VI](#) [TRE15R050-40G02-Level-VI](#) [TRE15R120-01G03-Level-VI](#) [TRE15R120-20G02-Level-VI](#) [TRE15R240-35G11-Level-VI](#) [TRE15R090-01G12-Level-VI](#) [TRE15R120-40G03-Level-VI](#) [TRE15R120-49G13-Level-VI](#) [TRE15R120-35G12-Level-VI](#) [TRE15R050-02G11-Level-VI](#) [TRE15R240-40G12-Level-VI](#) [TRE15R150-01G03-Level-VI](#) [TRE15R120-48G11-Level-VI](#) [TRE15R090-01G02-Level-VI](#) [TRE15R150-11G03-Level-VI](#) [TRE15R090-12G11-Level-VI](#) [TRE15R090-11G01-Level-VI](#) [TRE15R090-02G02-Level-VI](#) [TRE15R050-40G13-Level-VI](#) [TRE15R050-36G01-Level-VI](#) [TRE15R240-36G01-Level-VI](#) [TRE15R050-49G12-Level-VI](#) [TRE15R150-02G13-Level-VI](#) [TRE15R120-49G03-Level-VI](#) [TRE15R240-12G11-Level-VI](#) [TRE15R240-02G02-Level-VI](#) [TRE15R050-35G01-Level-VI](#) [TRE15R240-35G01-Level-VI](#) [TRE15R050-35G03-Level-VI](#) [TRE15R120-12G02-Level-VI](#) [TRE15R050-01G11-Level-VI](#) [TRE15R240-12G01-Level-VI](#) [TRE15R050-12G11-Level-VI](#) [TRE15R090-12G13-Level-VI](#) [TRE15R120-39G11-Level-VI](#) [TRE15R240-11G11-Level-VI](#) [TRE15R240-36G03-Level-VI](#) [TRE15R240-35G03-Level-VI](#) [TRE15R050-40G12-Level-VI](#) [TRE15R240-11G01-Level-VI](#) [TRE15R240-11G12-Level-VI](#) [TRE15R050-35G13-Level-VI](#) [TRE15R120-39G12-Level-VI](#) [TRE15R050-11G11-Level-VI](#) [TRE15R240-40G03-Level-VI](#) [TRE15R120-02G13-Level-VI](#) [TRE15R150-ASUE-12G02-Level-VI](#) [TRE15R240-12E11-Level-VI](#) [TRE15R240-11G13-Level-VI](#) [TRE15R120-](#)

35G01-Level-VI TRE15R240-40G02-Level-VI