



产品规格承认书

Product specifications
acknowledgment

承认厂商： _____

(Recognized manufacturers)

制造厂商： _____ 深圳市蝙蝠无线技术有限公司

(Manufacturer)

产品名称： _____ MMCX-KE 天线连接座

(Description)

产品选型表：

(Product Type)

型号	说明	备注
BWMMCX-KE	母头内孔	可搭配线端使用

供应商承认签栏

制表者	审核者	核准者

客户承认栏

审核者	核准者

1.1 Specifications

型号 Antennas Type	BWMMCX-KE
阻抗 Impedence (Ω)	50 Ω
电压驻波比 V.S.W.R	<1.2+0.02f (GHZ)
频率范围 Frequenc Range(MHz)	0-6G(软电缆)
工作电压 DC Voltage (V)	335V max
介质耐压 Withstand Voltage(V)	750Vrms
接触电阻 Contact resistance()	内导体 5mOhm 外导体 2.5mOhm
绝缘电阻 Insulation resistance	1000 兆欧
插入损耗 Insert Loss	0.15dB(6GHz)
射频泄漏 RF leakage	-60dB/-90dB(软电缆/半刚电缆)@2-3GHz
耐用性 Durability(mating)	500 次
壳体 shell	磷铜镀硬金
插针 contact pin	黄铜镀硬金
插孔 socket	铍青铜镀硬金
绝缘体 insulator	聚四氟乙烯
重量 Weight(g)	None
工作温度 OperatingTemperature($^{\circ}$ C)	-40 \sim +125 (PE CABLE-40 \sim +85)

1.2 Antenna Picture



上图型号: BWMMCX-KE

(可定制)

*注: 因天线功能较为敏感, 主体周边机构有变更请通知我们评估。

2. Electrical Specification

2.1 Test Equipment

- A. VSWR and input impedance: Agilent 8753/E5071 Network Analyzer
- B. Antenna gain and efficiency: ETS three-dimensional anechoic chamber

2.2 Test Setup

2.2.1 Frequency Range

2.2.2 VSWR

Step 1: The antenna is arranged on the customer provided test fixture.

Step 2: The VSWR of the antenna is measured via Agilent 8720/8753 Network Analyzer (see figure. 1).



Figure.1

2.2.3 Radiation pattern and Gain

- A. The 3D chamber provides less than -40dB reflectivity from 800MHz to 6GHz and a 40cm diameter spherical quiet zone. The measurement results are calibrated using both dipoles and standard gain horns (see figure. 2).
- B. The antenna under tested is arranged in the turned table and a decoupling sleeve is used to reduce feed line radiation (see figure. 3).
- C. The measured results of the radiation patterns and antenna gain are obtained from the control system and showed on the monitor (see figure. 4 and 5).




Figure.2




Figure.3




Figure.4




Figure.5

