

Spring cage ground terminal block - ST 1,5-PE - 3031513

Please be informed that the data shown in this PDF Document is generated from our Online Catalog. Please find the complete data in the user's documentation. Our General Terms of Use for Downloads are valid (<http://phoenixcontact.com/download>)




Spring cage ground terminal block, connection method: Spring-cage connection, number of connections: 2, cross section: 0.08 mm² - 1.5 mm², AWG: 28 - 16, width: 4.2 mm, color: green-yellow, mounting type: NS 35/7,5, NS 35/15

Your advantages

- ✓ Additional labeling options
- ✓ Low contact resistance
- ✓ Corrosion-free terminal points
- ✓ Tested for railway applications



Key Commercial Data

Packing unit	1 pc
GTIN	 4 017918 186623
GTIN	4017918186623
Weight per Piece (excluding packing)	8.908 g
Custom tariff number	85369010
Country of origin	Germany

Technical data

General

Number of levels	1
Number of connections	2
Nominal cross section	1.5 mm ²
Color	green-yellow
Insulating material	PA

Spring cage ground terminal block - ST 1,5-PE - 3031513

Technical data

General

Flammability rating according to UL 94	V0
Area of application	Railway industry
	Machine building
	Plant engineering
	Process industry
Rated surge voltage	6 kV
Degree of pollution	3
Overvoltage category	III
Insulating material group	I
Open side panel	Yes
Ambient temperature (operation)	-60 °C ... 105 °C (max. short-term operating temperature 130°C)
Ambient temperature (storage/transport)	-25 °C ... 60 °C (for a short time, not exceeding 24h, -60°C to +70°C)
Permissible humidity (storage/transport)	30 % ... 70 %
Ambient temperature (assembly)	-5 °C ... 70 °C
Ambient temperature (actuation)	-5 °C ... 70 °C
Shock protection test specification	DIN EN 50274 (VDE 0660-514):2002-11
Back of the hand protection	guaranteed
Finger protection	guaranteed
Oscillation, broadband noise test result	Test passed
Test specification, oscillation, broadband noise	DIN EN 50155 (VDE 0115-200):2008-03
Test spectrum	Service life test category 2, bogie-mounted
Test frequency	$f_1 = 5 \text{ Hz}$ to $f_2 = 250 \text{ Hz}$
ASD level	$6.12 \text{ (m/s}^2\text{)}^2\text{/Hz}$
Acceleration	3.12 g
Test duration per axis	5 h
Test directions	X-, Y- and Z-axis
Shock test result	Test passed
Test specification, shock test	DIN EN 50155 (VDE 0115-200):2008-03
Shock form	Semi-sinusoidal
Acceleration	30g
Shock duration	18 ms
Number of shocks per direction	3
Test directions	X-, Y- and Z-axis (pos. and neg.)
Relative insulation material temperature index (Elec., UL 746 B)	130 °C
Temperature index of insulation material (DIN EN 60216-1 (VDE 0304-21))	125 °C
Static insulating material application in cold	-60 °C
Surface flammability NFPA 130 (ASTM E 162)	passed

Spring cage ground terminal block - ST 1,5-PE - 3031513

Technical data

General

Specific optical density of smoke NFPA 130 (ASTM E 662)	passed
Calorimetric heat release NFPA 130 (ASTM E 1354)	27,5 MJ/kg
Smoke gas toxicity NFPA 130 (SMP 800C)	passed
Fire protection for rail vehicles (DIN EN 45545-2) R22	HL 1 - HL 3
Fire protection for rail vehicles (DIN EN 45545-2) R23	HL 1 - HL 3
Fire protection for rail vehicles (DIN EN 45545-2) R24	HL 1 - HL 3
Fire protection for rail vehicles (DIN EN 45545-2) R26	HL 1 - HL 3

Dimensions

Width	4.2 mm
End cover width	2.2 mm
Length	48.5 mm
Height NS 35/7,5	36.5 mm
Height NS 35/15	44 mm

Connection data

Note	Please observe the current carrying capacity of the DIN rails.
Connection	1 level
Connection method	Spring-cage connection
Stripping length	10 mm
Connection in acc. with standard	IEC60947-7-2
Conductor cross section solid min.	0.08 mm ²
Conductor cross section solid max.	1.5 mm ²
Conductor cross section AWG min.	28
Conductor cross section AWG max.	16
Conductor cross section flexible min.	0.08 mm ²
Conductor cross section flexible max.	1.5 mm ²
Min. AWG conductor cross section, flexible	28
Max. AWG conductor cross section, flexible	16
Conductor cross section flexible, with ferrule without plastic sleeve min.	0.14 mm ²
Conductor cross section flexible, with ferrule without plastic sleeve max.	1.5 mm ²
Conductor cross section flexible, with ferrule with plastic sleeve min.	0.14 mm ²
Conductor cross section flexible, with ferrule with plastic sleeve max.	1.5 mm ²
Two conductors with the same cross section, flexible, with TWIN ferrules, with plastic sleeve, maximum	0.5 mm ²
Connection in acc. with standard	IEC/EN60079-7
Conductor cross section solid min.	0.08 mm ²
Conductor cross section solid max.	1.5 mm ²
Conductor cross section AWG min.	28

Spring cage ground terminal block - ST 1,5-PE - 3031513

Technical data

Connection data

Conductor cross section AWG max.	16
Conductor cross section flexible min.	0.08 mm ²
Conductor cross section flexible max.	1.5 mm ²
Internal cylindrical gage	A1

Standards and Regulations

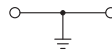
Connection in acc. with standard	CSA
	IEC60947-7-2
	IEC/EN60079-7
Flammability rating according to UL 94	V0

Environmental Product Compliance

China RoHS	Environmentally friendly use period: unlimited = EFUP-e
	No hazardous substances above threshold values

Drawings

Circuit diagram



Classifications

eCl@ss

eCl@ss 10.0.1	27141141
eCl@ss 11.0	27141141
eCl@ss 4.0	27141100
eCl@ss 4.1	27141100
eCl@ss 5.0	27141100
eCl@ss 5.1	27141100
eCl@ss 6.0	27141100
eCl@ss 7.0	27141141
eCl@ss 8.0	27141141
eCl@ss 9.0	27141141

ETIM

ETIM 2.0	EC000901
ETIM 3.0	EC000901
ETIM 4.0	EC000901

Spring cage ground terminal block - ST 1,5-PE - 3031513

Classifications

ETIM

ETIM 5.0	EC000901
ETIM 6.0	EC000901
ETIM 7.0	EC000901

UNSPSC

UNSPSC 6.01	30211811
UNSPSC 7.0901	39121410
UNSPSC 11	39121410
UNSPSC 12.01	39121410
UNSPSC 13.2	39121410
UNSPSC 18.0	39121410
UNSPSC 19.0	39121410
UNSPSC 20.0	39121410
UNSPSC 21.0	39121410

Approvals

Approvals

Approvals


DNV GL / CSA / PRS / BV / LR / KR / NK / UL Recognized / cUL Recognized / IECEE CB Scheme / EAC / RS / VDE Zeichengenehmigung / cULus Recognized

Ex Approvals

IECEEx / ATEX / EAC Ex / NEPSI

Approval details

DNV GL		https://approvalfinder.dnvgl.com/	TAE00001CS
--------	---	---	------------

CSA		http://www.csagroup.org/services-industries/product-listing/	13631
mm ² /AWG/kcmil		26-14	

Spring cage ground terminal block - ST 1,5-PE - 3031513

Approvals


PRS		http://www.prs.pl/	TE/2156/880590/17
-----	---	---	-------------------


BV		http://www.veristar.com/portal/veristarinfo/generalinfo/approved/approvedProducts/equipmentAndMaterials	13403/D0 BV
----	---	---	-------------


LR		http://www.lr.org/en	LR2014888TA
----	---	---	-------------

KR		http://www.krs.co.kr/eng/main/main.aspx	HMB17372-EL002
----	---	---	----------------

NK		http://www.classnk.or.jp/hp/en/	09 ME 140
----	---	---	-----------

UL Recognized		http://database.ul.com/cgi-bin/XYV/template/LISEXT/1FRAME/index.htm	FILE E 60425
mm ² /AWG/kcmil		26-14	

cUL Recognized		http://database.ul.com/cgi-bin/XYV/template/LISEXT/1FRAME/index.htm	FILE E 60425
mm ² /AWG/kcmil		26-14	

IECEE CB Scheme		http://www.iecee.org/	DE1-62971_M1
-----------------	---	---	--------------

Spring cage ground terminal block - ST 1,5-PE - 3031513

Approvals

EAC			RU C- DE.A*30.B.01742
-----	--	--	--------------------------

RS		http://www.rs-head.spb.ru/en/index.php	17.00013.272
----	--	---	--------------

VDE Zeichengenehmigung		http://www2.vde.com/de/Institut/Online-Service/VDE-gepruefteProdukte/Seiten/Online-Suche.aspx	40010331
		mm ² /AWG/kcmil	0.2-1.5

cULus Recognized			
------------------	--	--	--

Accessories

Accessories

DIN rail

DIN rail perforated - NS 35/ 7,5 PERF 2000MM - 0801733



DIN rail perforated, Standard profile, width:35 mm, height:7.5 mm, acc. to EN 60715, material:Steel, galvanized, passivated with a thick layer, length:2000 mm, color:silver

DIN rail, unperforated - NS 35/ 7,5 UNPERF 2000MM - 0801681



DIN rail, unperforated, Standard profile, width:35 mm, height:7.5 mm, acc. to EN 60715, material:Steel, galvanized, passivated with a thick layer, length:2000 mm, color:silver

Spring cage ground terminal block - ST 1,5-PE - 3031513

Accessories

DIN rail perforated - NS 35/ 7,5 WH PERF 2000MM - 1204119



DIN rail perforated, Standard profile, width:35 mm, height:7.5 mm, acc. to EN 60715, material:Steel, Galvanized, white passivated, length:2000 mm, color:silver

DIN rail, unperforated - NS 35/ 7,5 WH UNPERF 2000MM - 1204122



DIN rail, unperforated, Standard profile, width:35 mm, height:7.5 mm, acc. to EN 60715, material:Steel, Galvanized, white passivated, length:2000 mm, color:silver

DIN rail, unperforated - NS 35/ 7,5 AL UNPERF 2000MM - 0801704



DIN rail, unperforated, Standard profile, width:35 mm, height:7.5 mm, acc. to EN 60715, material:Aluminum, uncoated, length:2000 mm, color:silver

DIN rail perforated - NS 35/ 7,5 ZN PERF 2000MM - 1206421



DIN rail perforated, Standard profile, width:35 mm, height:7.5 mm, acc. to EN 60715, material:Steel, galvanized, length:2000 mm, color:silver

DIN rail, unperforated - NS 35/ 7,5 ZN UNPERF 2000MM - 1206434



DIN rail, unperforated, Standard profile, width:35 mm, height:7.5 mm, acc. to EN 60715, material:Steel, galvanized, length:2000 mm, color:silver

Spring cage ground terminal block - ST 1,5-PE - 3031513

Accessories

DIN rail, unperforated - NS 35/ 7,5 CU UNPERF 2000MM - 0801762



DIN rail, unperforated, Standard profile, width:35 mm, height:7.5 mm, acc. to EN 60715, material:Copper, uncoated, length:2000 mm, color:copper-colored

End cap - NS 35/ 7,5 CAP - 1206560



DIN rail end piece, for DIN rail NS 35/7.5

DIN rail perforated - NS 35/15 PERF 2000MM - 1201730



DIN rail perforated, Standard profile, width:35 mm, height:15 mm, similar to EN 60715, material:Steel, galvanized, passivated with a thick layer, length:2000 mm, color:silver

DIN rail, unperforated - NS 35/15 UNPERF 2000MM - 1201714



DIN rail, unperforated, Standard profile, width:35 mm, height:15 mm, similar to EN 60715, material:Steel, galvanized, passivated with a thick layer, length:2000 mm, color:silver

DIN rail perforated - NS 35/15 WH PERF 2000MM - 0806602



DIN rail perforated, Standard profile, width:35 mm, height:15 mm, similar to EN 60715, material:Steel, Galvanized, white passivated, length:2000 mm, color:silver

Spring cage ground terminal block - ST 1,5-PE - 3031513

Accessories

DIN rail, unperforated - NS 35/15 WH UNPERF 2000MM - 1204135



DIN rail, unperforated, Standard profile, width:35 mm, height:15 mm, similar to EN 60715, material:Steel, Galvanized, white passivated, length:2000 mm, color:silver

DIN rail, unperforated - NS 35/15 AL UNPERF 2000MM - 1201756



DIN rail, unperforated, Standard profile, width:35 mm, height:15 mm, similar to EN 60715, material:Aluminum, uncoated, length:2000 mm, color:silver

DIN rail perforated - NS 35/15 ZN PERF 2000MM - 1206599



DIN rail perforated, Standard profile, width:35 mm, height:15 mm, similar to EN 60715, material:Steel, galvanized, length:2000 mm, color:silver

DIN rail, unperforated - NS 35/15 ZN UNPERF 2000MM - 1206586



DIN rail, unperforated, Standard profile, width:35 mm, height:15 mm, similar to EN 60715, material:Steel, galvanized, length:2000 mm, color:silver

DIN rail, unperforated - NS 35/15 CU UNPERF 2000MM - 1201895



DIN rail, unperforated, Standard profile, width:35 mm, height:15 mm, similar to EN 60715, material:Copper, uncoated, length:2000 mm, color:copper-colored

Spring cage ground terminal block - ST 1,5-PE - 3031513

Accessories

End cap - NS 35/15 CAP - 1206573



DIN rail end piece, for DIN rail NS 35/15

DIN rail, unperforated - NS 35/15-2,3 UNPERF 2000MM - 1201798



DIN rail, unperforated, Standard profile 2.3 mm, width:35 mm, height:15 mm, acc. to EN 60715, material:Steel, galvanized, passivated with a thick layer, length:2000 mm, color:silver

Documentation

Mounting material - ST-IL - 3039900

Operating decal for the ST terminal block



End block

End clamp - CLIPFIX 35 - 3022218



Quick mounting end clamp for NS 35/7,5 DIN rail or NS 35/15 DIN rail, with marking option, width: 9.5 mm, color: gray

End clamp - CLIPFIX 35-5 - 3022276



Quick mounting end clamp for NS 35/7,5 DIN rail or NS 35/15 DIN rail, with marking option, with parking option for FBS...5, FBS...6, KSS 5, KSS 6, width: 5.15 mm, color: gray

Spring cage ground terminal block - ST 1,5-PE - 3031513

Accessories

End clamp - E/NS 35 N - 0800886



End clamp, width: 9.5 mm, color: gray

End clamp - E/UK - 1201442



End clamp, width:9.5 mm, height:35.3 mm, material:PA, length:50.5 mm, Mounting on a DIN rail NS 32 or NS 35, color:gray

End clamp - E/UK 1 - 1201413



End clamps, for supporting the ends of double-level and three-level terminal blocks, width: 10 mm, color: gray

End cover

End cover - D-ST 2,5 - 3030417



End cover, length: 48.6 mm, width: 2.2 mm, height: 29.1 mm, color: gray

End cover - D-ST 2,5-0,8 OG - 3030511



End cover, length: 48.6 mm, width: 0.8 mm, height: 29 mm, color: orange

Spring cage ground terminal block - ST 1,5-PE - 3031513

Accessories

Insulating sleeve

Insulating sleeve - ISH 1,5/0,2 - 3206131



Insulating sleeve, color: white

Insulating sleeve - ISH 1,5/0,5 - 3031034



Insulating sleeve, color: gray

Labeled terminal marker

Zack marker strip - ZB 4 CUS - 0824951



Zack marker strip, can be ordered: Strip, white, labeled according to customer specifications, mounting type: snap into tall marker groove, for terminal block width: 4.2 mm, lettering field size: 4.2 x 10.5 mm, Number of individual labels: 10

Zack marker strip - ZB 4,LGS:FORTL.ZAHLEN - 0805739



Zack marker strip, Strip, white, labeled, printed horizontally: consecutive numbers 1 ... 10, 11 ... 20, etc. up to 91 ... 100, for terminal block width: 4.2 mm, lettering field size: 4.2 x 10.5 mm, Number of individual labels: 10

Zack marker strip - ZB 4,QR:FORTL.ZAHLEN - 0805807



Zack marker strip, Strip, white, labeled, Printed vertically: consecutive numbers 1 ... 10, 11 ... 20, etc. up to 91 ... 100, mounting type: snap into tall marker groove, for terminal block width: 4.2 mm, lettering field size: 4.2 x 10.5 mm, Number of individual labels: 10

Spring cage ground terminal block - ST 1,5-PE - 3031513

Accessories

Marker for terminal blocks - UC-TM 4 CUS - 0824573



Marker for terminal blocks, can be ordered: by sheet, white, labeled according to customer specifications, mounting type: snap into tall marker groove, for terminal block width: 4.2 mm, lettering field size: 3.6 x 10.5 mm, Number of individual labels: 120

Marker for terminal blocks - UCT-TM 4 CUS - 0829588



Marker for terminal blocks, can be ordered: by sheet, white, labeled according to customer specifications, mounting type: snap into tall marker groove, for terminal block width: 4.2 mm, lettering field size: 3.6 x 10.5 mm, Number of individual labels: 84

Zack Marker strip, flat - ZBF 4 CUS - 0825023



Zack Marker strip, flat, can be ordered: Strip, white, labeled according to customer specifications, mounting type: snap into flat marker groove, for terminal block width: 4.2 mm, lettering field size: 4.2 x 5.2 mm, Number of individual labels: 10

Zack Marker strip, flat - ZBF 4,LGS:FORTL.ZAHLEN - 0808626



Zack Marker strip, flat, Strip, white, labeled, printed horizontally: consecutive numbers 1 ... 10, 11 ... 20, etc. up to 91 ... 100, mounting type: snap into flat marker groove, for terminal block width: 4 mm, lettering field size: 4.2 x 5.2 mm, Number of individual labels: 10

Zack Marker strip, flat - ZBF 4,QR:FORTL.ZAHLEN - 0808820



Zack Marker strip, flat, Strip, white, labeled, Printed vertically: consecutive numbers 1 ... 10, 11 ... 20, etc. up to 91 ... 100, mounting type: snap into flat marker groove, for terminal block width: 4 mm, lettering field size: 4.2 x 5.2 mm, Number of individual labels: 10

Spring cage ground terminal block - ST 1,5-PE - 3031513

Accessories

Zack Marker strip, flat - ZBF 4,LGS:GERADE ZAHLEN - 0810818



Zack Marker strip, flat, Strip, white, labeled, printed horizontally: consecutive numbers 2 ... 20, 22 ... 40, etc. up to 82 ... 100, mounting type: snap into flat marker groove, for terminal block width: 4 mm, lettering field size: 5.15 x 4.15 mm, Number of individual labels: 10

Zack Marker strip, flat - ZBF 4,LGS:UNGERADE ZAHLEN - 0810850



Zack Marker strip, flat, Strip, white, labeled, printed horizontally: Odd numbers 1 - 19, 21 - 39, etc. up to 81 - 99, mounting type: snap into flat marker groove, for terminal block width: 4 mm, lettering field size: 5.15 x 4.15 mm, Number of individual labels: 10

Marker for terminal blocks - UC-TMF 4 CUS - 0824630



Marker for terminal blocks, can be ordered: by sheet, white, labeled according to customer specifications, mounting type: snap into flat marker groove, for terminal block width: 4.2 mm, lettering field size: 3.6 x 5.1 mm, Number of individual labels: 120

Marker for terminal blocks - UCT-TMF 4 CUS - 0829651



Marker for terminal blocks, can be ordered: by sheet, white, labeled according to customer specifications, mounting type: snap into flat marker groove, for terminal block width: 4.2 mm, lettering field size: 3.4 x 4.7 mm, Number of individual labels: 90

Partition plate

Partition plate - ATP-ST 4 - 3030721



Partition plate, length: 59.8 mm, width: 2 mm, height: 39 mm, color: gray

Spring cage ground terminal block - ST 1,5-PE - 3031513

Accessories

Screwdriver tools

Screwdriver - SZF 0-0,4X2,5 - 1204504



Actuation tool, for ST terminal blocks, also suitable for use as a bladed screwdriver, size: 0.4 x 2.5 x 75 mm, 2-component grip, with non-slip grip

Terminal marking

Zack marker strip - ZB 4 :UNBEDRUCKT - 0805001



Zack marker strip, Strip, white, unlabeled, can be labeled with: PLOTMARK, CMS-P1-PLOTTER, mounting type: snap into tall marker groove, for terminal block width: 4.2 mm, lettering field size: 4.2 x 10.5 mm, Number of individual labels: 10

Marker for terminal blocks - UC-TM 4 - 0818111



Marker for terminal blocks, Sheet, white, unlabeled, can be labeled with: BLUEMARKIDCOLOR, BLUEMARKID, BLUEMARK CLED, PLOTMARK, CMS-P1-PLOTTER, mounting type: snap into tall marker groove, for terminal block width: 4.2 mm, lettering field size: 3.6 x 10.5 mm, Number of individual labels: 120

Marker for terminal blocks - UCT-TM 4 - 0828732



Marker for terminal blocks, Sheet, white, unlabeled, can be labeled with: TOPMARKNEO, TOPMARK LASER, BLUEMARKIDCOLOR, BLUEMARKID, BLUEMARK CLED, THERMOMARK PRIME, THERMOMARK CARD 2.0, THERMOMARK CARD, mounting type: snap into tall marker groove, for terminal block width: 4.2 mm, lettering field size: 3.6 x 10.5 mm, Number of individual labels: 84

Zack Marker strip, flat - ZBF 4:UNBEDRUCKT - 0808587



Zack Marker strip, flat, Strip, white, unlabeled, can be labeled with: CMS-P1-PLOTTER, PLOTMARK, mounting type: snap into flat marker groove, for terminal block width: 4 mm, lettering field size: 4.2 x 5.2 mm, Number of individual labels: 10

Spring cage ground terminal block - ST 1,5-PE - 3031513

Accessories

Marker for terminal blocks - UC-TMF 4 - 0818166



Marker for terminal blocks, Sheet, white, unlabeled, can be labeled with: BLUEMARKIDCOLOR, BLUEMARKID, BLUEMARK CLED, PLOTMARK, CMS-P1-PLOTTER, mounting type: snap into flat marker groove, for terminal block width: 4.2 mm, lettering field size: 3.6 x 5.1 mm, Number of individual labels: 120

Marker for terminal blocks - UCT-TMF 4 - 0828742



Marker for terminal blocks, Sheet, white, unlabeled, can be labeled with: TOPMARKNEO, TOPMARK LASER, BLUEMARKIDCOLOR, BLUEMARKID, BLUEMARK CLED, THERMOMARK PRIME, THERMOMARK CARD 2.0, THERMOMARK CARD, mounting type: snap into flat marker groove, for terminal block width: 4.2 mm, lettering field size: 3.4 x 4.7 mm, Number of individual labels: 90

Test socket

Test adapter - PAI-4 - 3030925



Test adapter, for 4 mm test plug and terminal blocks with 4.2 mm ... 8.2 mm pitch, color: gray
