

NLCV32T-2R2M-PFR



Applications	Commercial Grade
Feature	<div style="border: 1px solid purple; padding: 2px;">No Directivity</div> No Directivity <div style="border: 1px solid red; padding: 2px;">Wire Wound</div> Wire Wound <div style="border: 1px solid gray; padding: 2px;">Ferrite Core</div> Ferrite Core
Series Type	NLCV32-PFR
Status	Production (Not Recommended for New Design) Recommended Alternate Part No. : NLCV32T-2R2M-EFR (Interchangeability is not guaranteed.)
Brand	TDK



Size	
Length(L)	3.20mm ±0.20mm
Width(W)	2.50mm ±0.20mm
Thickness Height	2.20mm ±0.20mm
Recommended Land Pattern (A)	1.20mm Nom.
Recommended Land Pattern (B)	2.00mm Nom.
Recommended Land Pattern (C)	2.00mm Nom.

Electrical Characteristics	
Inductance	2.2μH ±20% at 7.96MHz
Rated Current	1.2A
DC Resistance [Typ.]	115mΩ
DC Resistance [Max.]	138mΩ
Self Resonant Frequency [Min.]	68MHz
Self Resonant Frequency [Typ.]	
Q [Min.]	
Q [Typ.]	15 at 7.96MHz

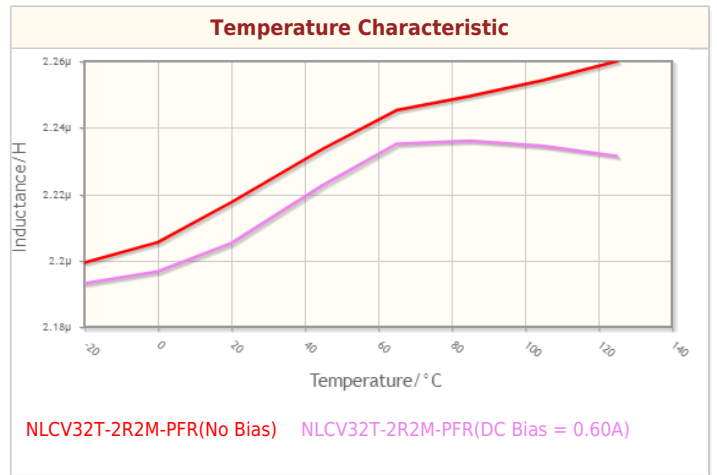
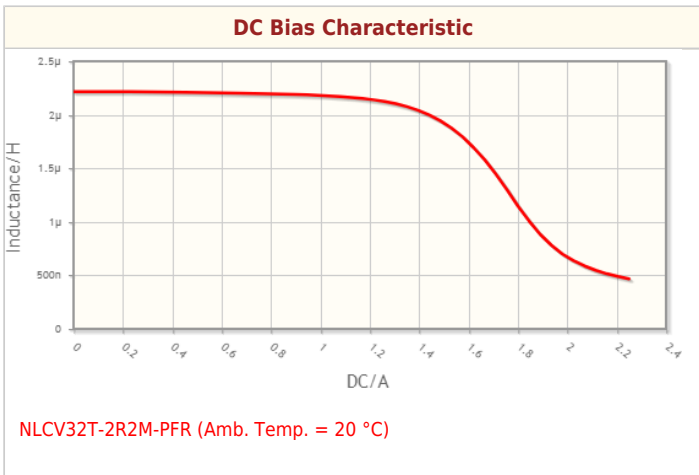
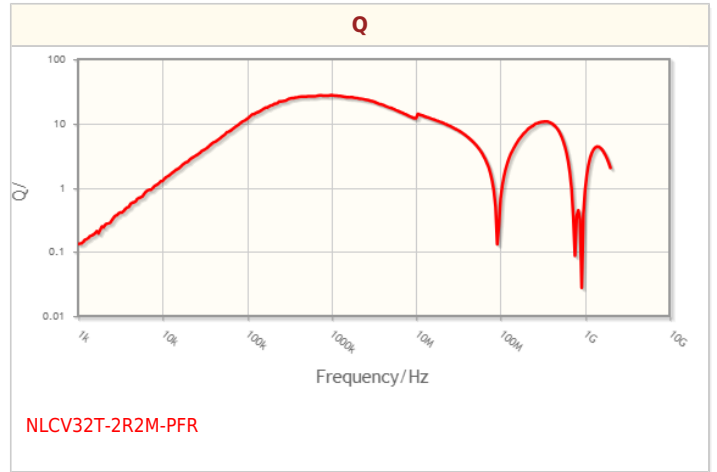
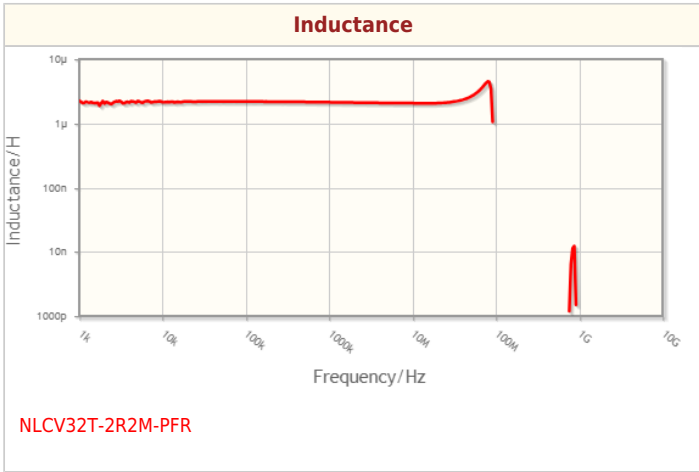
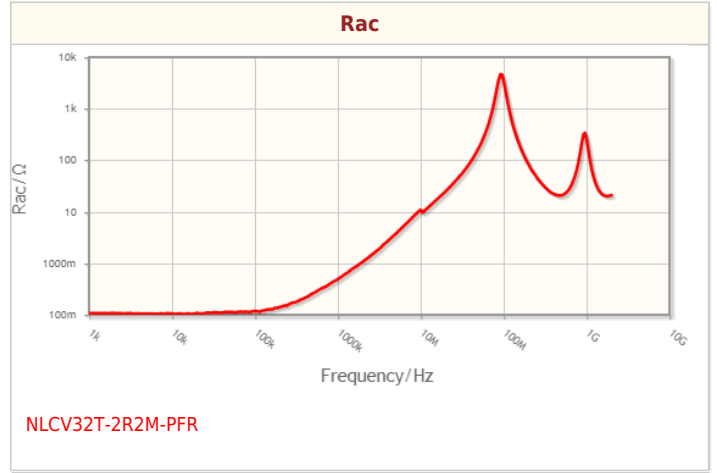
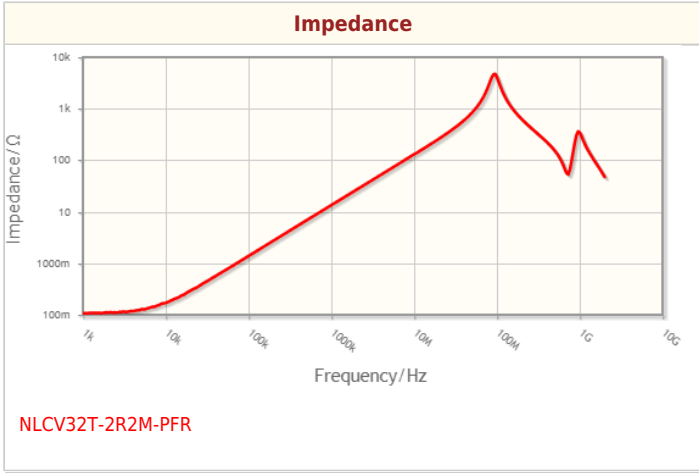
Other	
Operating Temp. Range (Including Self-Temp. Rise)	-40 to 125°C
Soldering Method	Wave (Flow)
	Reflow
	Iron Soldering
AEC-Q200	NO
Packing	Embossed (Plastic)Taping [180mm Reel]
Package Quantity	2000pcs
Weight	0.05g

! Images are for reference only and show exemplary products.
 ! This PDF document was created based on the data listed on the TDK Corporation website.
 ! All specifications are subject to change without notice.

NLCV32T-2R2M-PFR



Characteristic Graphs(This is reference data, and does not guarantee the products characteristics.)

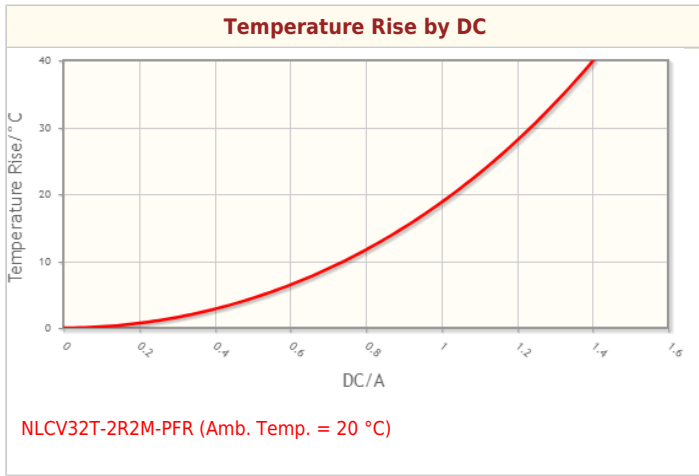


! Images are for reference only and show exemplary products.
! This PDF document was created based on the data listed on the TDK Corporation website.
! All specifications are subject to change without notice.

NLCV32T-2R2M-PFR



Characteristic Graphs(This is reference data, and does not guarantee the products characteristics.)



NLCV32T-2R2M-PFR



Associated Images

