

284742-1 ✓ ACTIVE

AMP | MQS

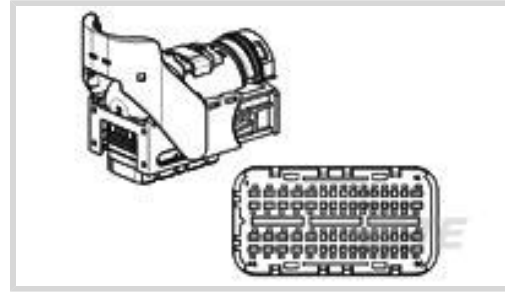
TE Internal #: 284742-1

Housing for Female Terminals, Wire-to-Board, 60 Position, .118 in [3 mm] Centerline, Sealable, Black, Wire & Cable, Signal, MQS

[View on TE.com >](#)



Connectors > Automotive Connectors > Automotive Housings > MQS, CONNECTOR HOUSING



Connector & Housing Type: **Housing for Female Terminals**

Mating Tab Width: **.63 mm [.025 in]**

Connector System: **Wire-to-Board**

Number of Positions: **60**

Centerline (Pitch): **3 mm [.118 in]**

[All MQS, CONNECTOR HOUSING \(558\)](#)

Features

Product Type Features

Connector Shape	Rectangular
Connector & Housing Type	Housing for Female Terminals
Connector System	Wire-to-Board
Sealable	Yes
Hybrid Connector	No
Primary Locking Feature	Integrated in Housing
Connector & Contact Terminates To	Wire & Cable

Configuration Features

Number of Positions	60
Number of Rows	4

Electrical Characteristics

Operating Voltage	24 VDC
Nominal Voltage Architecture	12 V, 24 V

Body Features

Cable Exit Angle	90°
Primary Product Color	Black

Contact Features



Contact Size	.64mm, 1.5mm
Contact Type	Receptacle
Mating Tab Width	.63 mm[.025 in]
Contact Current Rating (Max)	3.5 A, 6 A, 7.5 A, 14 A

Mechanical Attachment

Terminal Position Assurance	Yes
Strain Relief	Without
Mating Alignment Type	Polarization Slot
Mating Alignment	With
Connector Mounting Type	Cable Mount (Free-Hanging)

Housing Features

Housing Material	PA GF
Centerline (Pitch)	3 mm[.118 in]

Dimensions

Connector Height	74.4 mm[2.929 in]
Product Width	46 mm[1.811 in]
Product Length	80 mm[3.15 in]
Row-to-Row Spacing	5 mm[.197 in]

Usage Conditions

Operating Temperature (Max)	70 °C, 75 °C, 80 °C, 85 °C, 90 °C, 100 °C, 105 °C, 110 °C, 120 °C, 125 °C[158 °F][167 °F][176 °F][185 °F][194 °F][212 °F][221 °F][230 °F][248 °F][257 °F]
Operating Temperature Range	-40 – 125 °C[-40 – 257 °F]

Operation/Application

Circuit Application	Signal
---------------------	--------

Packaging Features

Packaging Method	Box
------------------	-----

Other

Serviceable	Yes
Connector Position Assurance Capable	Yes

Product Compliance











[For compliance documentation, visit the product page on TE.com>](#)

EU RoHS Directive 2011/65/EU	Compliant
EU ELV Directive 2000/53/EC	Compliant
China RoHS 2 Directive MIIT Order No 32, 2016	No Restricted Materials Above Threshold
EU REACH Regulation (EC) No. 1907/2006	Current ECHA Candidate List: JUNE 2022 (224) Candidate List Declared Against: JUNE 2022 (224) Does not contain REACH SVHC
Halogen Content	BFR/CFR/PVC Free, but Br/Cl >900 ppm in other sources.
Solder Process Capability	Not applicable for solder process capability

Product Compliance Disclaimer


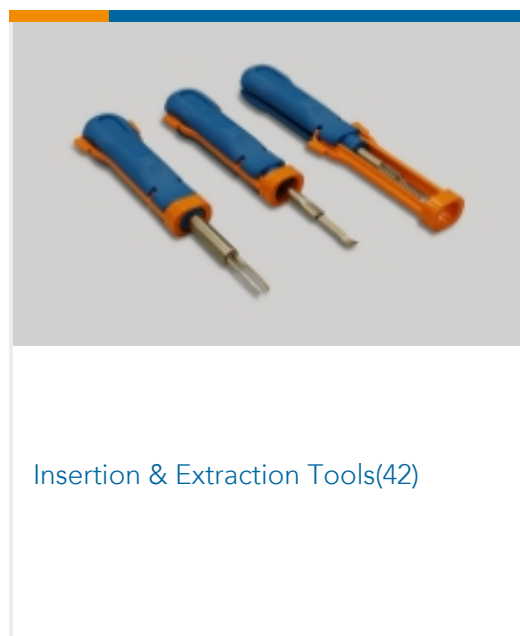
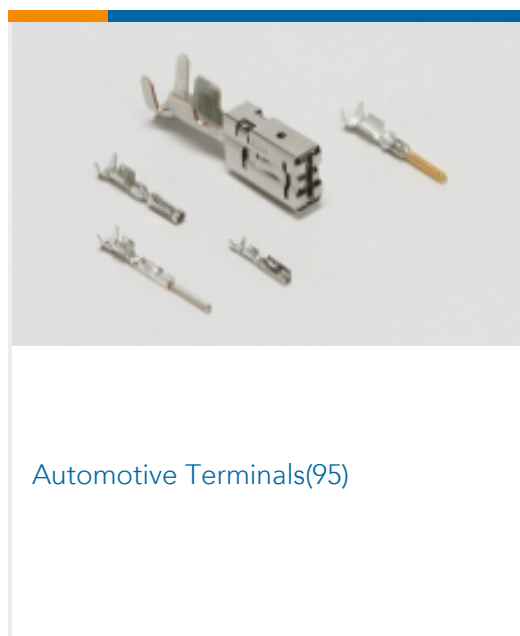
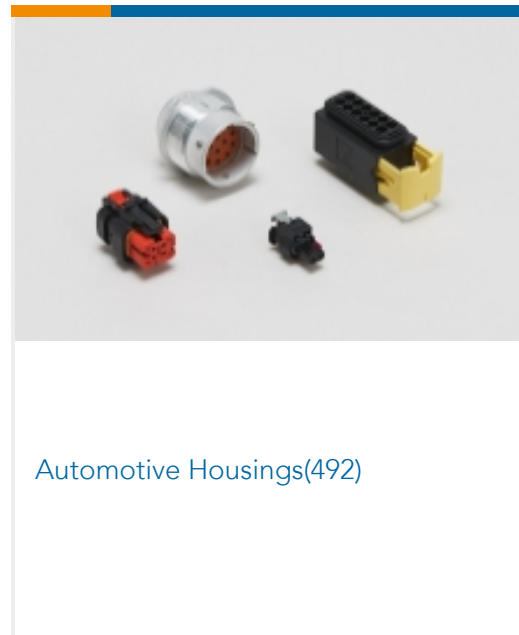
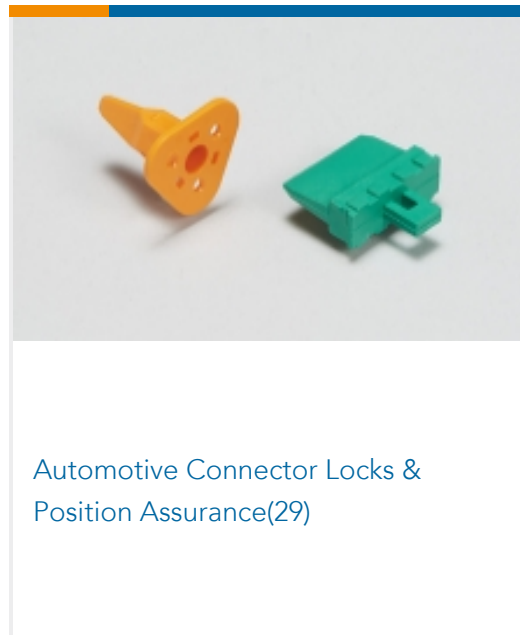
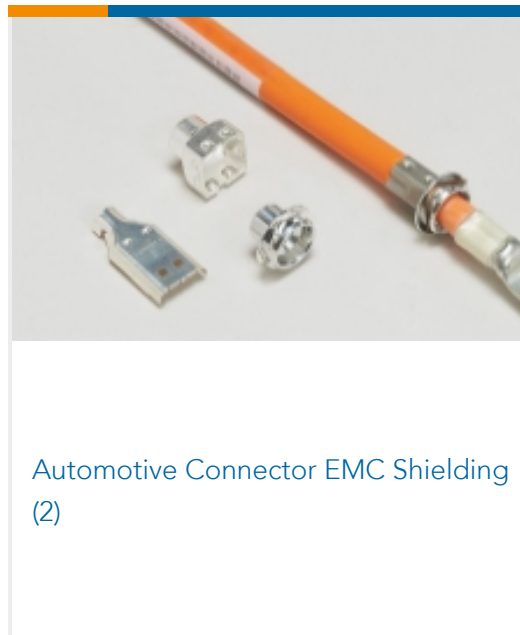
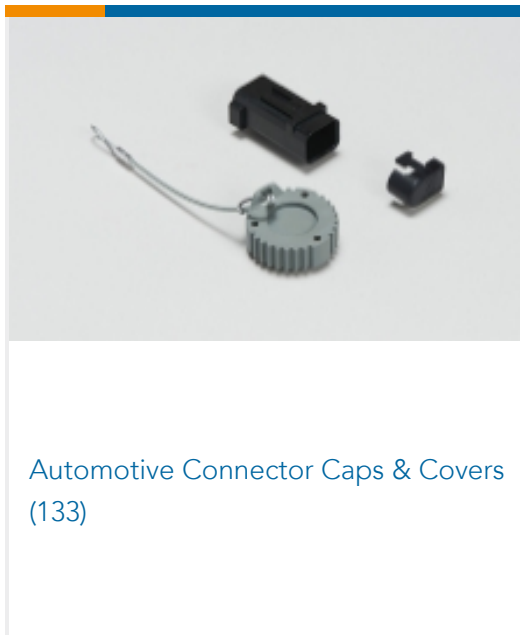
This information is provided based on reasonable inquiry of our suppliers and represents our current actual knowledge based on the information they provided. This information is subject to change. The part numbers that TE has identified as EU RoHS compliant have a maximum concentration of 0.1% by weight in homogenous materials for lead, hexavalent chromium, mercury, PBB, PBDE, DBP, BBP, DEHP, DIBP, and 0.01% for cadmium, or qualify for an exemption to these limits as defined in the Annexes of Directive 2011/65/EU (RoHS2). Finished electrical and electronic equipment products will be CE marked as required by Directive 2011/65/EU. Components may not be CE marked. Additionally, the part numbers that TE has identified as EU ELV compliant have a maximum concentration of 0.1% by weight in homogenous materials for lead, hexavalent chromium, and mercury, and 0.01% for cadmium, or qualify for an exemption to these limits as defined in the Annexes of Directive 2000/53/EC (ELV). Regarding the REACH Regulation, the information TE provides on SVHC in articles for this part number is based on the latest European Chemicals Agency (ECHA) 'Guidance on requirements for substances in articles' posted at this URL: <https://echa.europa.eu/guidance-documents/guidance-on-reach>

Compatible Parts

 <p>TE Part # CAT-M8793-T273 MQS, RECEPTACLE AND TAB</p>	 <p>TE Part # 1394872-1 SEALING PLUG 1,5MM</p>	 <p>TE Part # 284583-1 CAVITY PLUG FOR 64 POS CONNECT</p>	 <p>TE Part # 2-284939-0 CAVITY PLUG FOR 60 POS. CONNEC</p>
 <p>TE Part # 2-284939-1 CAVITY PLUG FOR 60 POS. CONNEC</p>	 <p>TE Part # 2-284939-4 CAVITY PLUG FOR 60 POS. CONNEC</p>	 <p>TE Part # 2-284939-5 CAVITY PLUG FOR 60 POS. CONNEC</p>	 <p>TE Part # 2-284939-6 CAVITY PLUG FOR 60 POS. CONNEC</p>

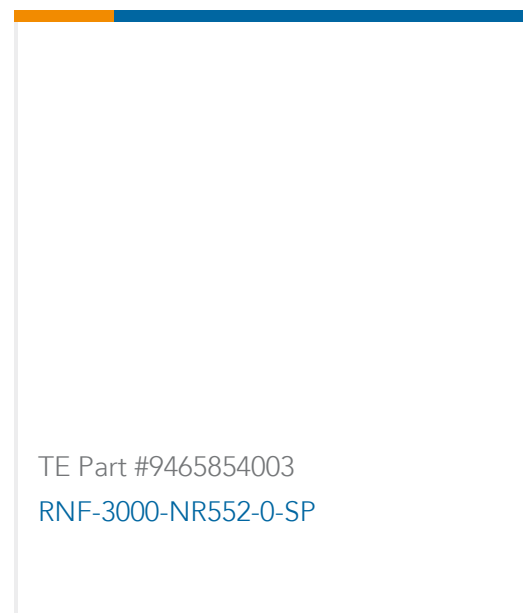
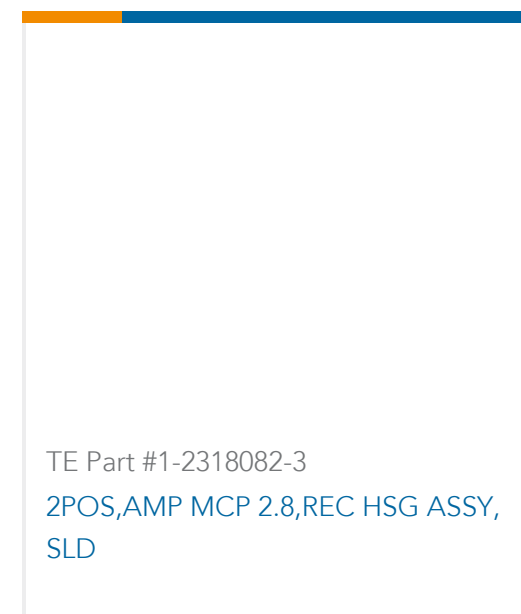


Also in the Series | MQS



Customers Also Bought





Documents

CAD Files

Customer View Model

[ENG_CVM_CVM_284742-1_E.2d_dxf.zip](#)

English

3D PDF

3D

Customer View Model

[ENG_CVM_CVM_284742-1_E.3d_igs.zip](#)

English

Customer View Model

[ENG_CVM_CVM_284742-1_E.3d_stp.zip](#)

English

By downloading the CAD file I accept and agree to the [Terms and Conditions](#) of use.

Datasheets & Catalog Pages

Micro Quadlok Interconnection System (MQS)

English

Product Specifications

Product Specification

English

Instruction Sheets

Instruction Sheet (non U.S.)

English