


GBL005-G Thru. GBL10-G

Reverse Voltage: 50 to 1000V

Forward Current: 4.0A

RoHS Device

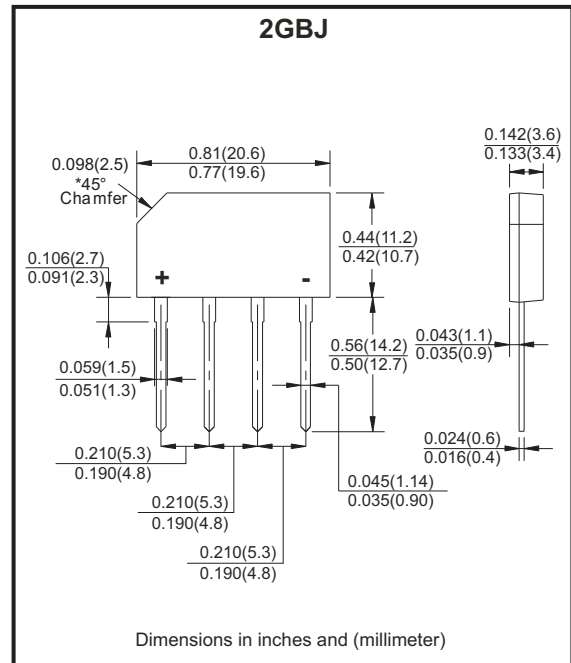


Features

- Surge overload rating -125 amperes peak.
- Ideal for printed circuit board.
- UL recognized file # E349301

Mechanical Data

- Epoxy: UL 94V-0 rate flame retardant.
- Case: Molded plastic, 2GBJ
- Mounting position: Any.
- Weight: 2.151 grams.



Maximum ratings and electrical characteristics

Rating at 25°C ambient temperature unless otherwise specified.
 Single phase, half wave, 60Hz, resistive or inductive load.
 For capacitive load, derate current by 20%

Parameter	Symbol	GBL 005-G	GBL 01-G	GBL 02-G	GBL 04-G	GBL 06-G	GBL 08-G	GBL 10-G	Unit
Maximum Recurrent Peak Reverse Voltage	V_{RRM}	50	100	200	400	600	800	1000	V
Maximum RMS Bridge Input Voltage	V_{RMS}	35	70	140	280	420	560	700	V
Maximum DC Blocking Voltage	V_{DC}	50	100	200	400	600	800	1000	V
Maximum Average Forward Rectified Output Current @ $T_A=50^\circ C$	$I_{(AV)}$	4.0							A
Peak Forward Surge Current, 8.3ms Single Half Sine-Wave Super Imposed On Rated Load	I_{FSM}	125							A
Maximum Forward Voltage Drop Per Bridge Element at 2.0A Peak	V_F	1.0							V
Maximum Forward Voltage Drop Per Bridge Element at 4.0A Peak	V_F	1.1							V
Maximum Reverse Current At Rate DC Blocking Voltage	I_R	10.0							μA
Maximum Reverse Current At Rate DC Blocking Voltage @ $T_J=100^\circ C$	I_R	1.0							mA
Operating Temperature Range	T_J	-55 to +150							$^\circ C$
Storage Temperature Range	T_{STG}	-55 to +150							$^\circ C$

Notes: 1. Mounting Conditions, 0.5" lead length maximum.

Company reserves the right to improve product design, functions and reliability without notice.

REV: C

Rating and Characteristics Curves (GBL005-G Thru. GBL10-G)

Fig.1 - Maximum Non-repetitive Surge Current

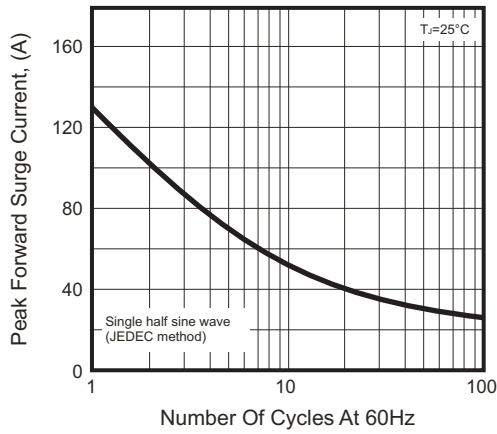


Fig.2 - Forward Derating Current

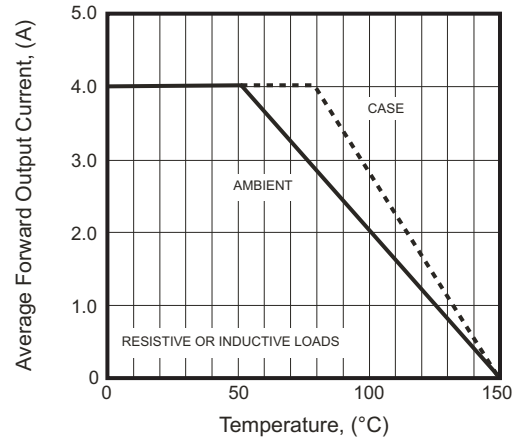


Fig.3 - Typical Forward Characteristics

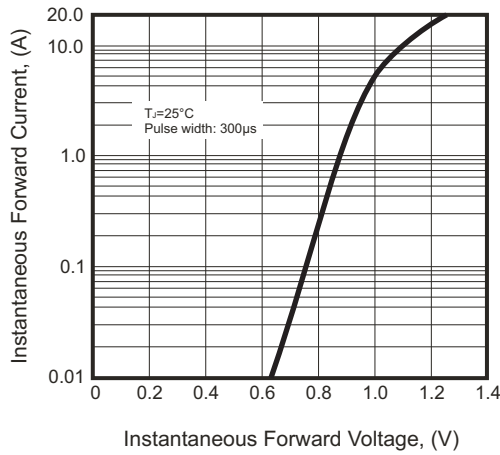
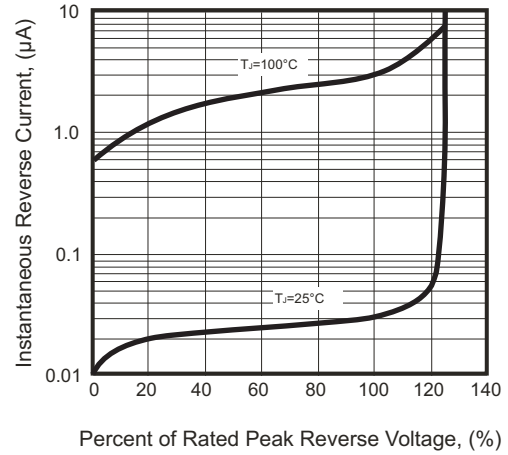
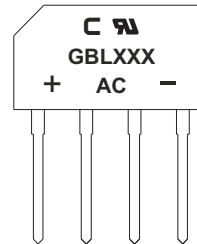


Fig.4 - Typical Reverse Characteristics



Marking Code

Part Number	Marking code
GBL005-G	GBL005
GBL01-G	GBL01
GBL02-G	GBL02
GBL04-G	GBL04
GBL06-G	GBL06
GBL08-G	GBL08
GBL10-G	GBL10



XX / XXX = Product type marking code
C = Compchip Logo

Standard Packaging

Case Type	TUBE PACK	
	TUBE (pcs)	Carton (pcs)
2GBJ	20	2,000

Mouser Electronics

Authorized Distributor

Click to View Pricing, Inventory, Delivery & Lifecycle Information:

[Comchip Technology:](#)

[GBL08-G](#)