

Terminal Blocks - Single Row

Series A4000 & Series B4000 Single Row Terminal Blocks

SPECIFICATIONS

Rating: See table.

Center Spacing: 0.562" or 9/16" (14.28mm)

Wire Range: See rating table.

Screw Size: #8-32 or #10-32 zinc-plated slotted screws

Torque Rating: #8 screw size 16 lb-in.; #10 screw size 20 lb-in.

Distance Between Barriers: 0.47" (11.9mm)

Operating Temperature: 105°C (221°F) max., -40°C (-40°F) min.

Molded Material: Black, UL Rated 94V0 Thermoplastic

Hardware: Bottom studs supplied with nuts assembled. Cup washers are optional on bottom studs but are not recommended with ring terminals.

Extended Hex Nuts: Optional extended, slotted hex nuts enable easier installation and removal with hex wrench or screwdriver. Available in bulk for the #10-32 studs on Series A4953 blocks. Specify part number F582 and quantity.

Breakdown Voltage: 6100V

Agency Information: UL File E62622, CSA File 47235; CE Certified

RATING TABLE

Part Number	Terminal Top	Terminal Bottom	Wire* Range CU	Rated* Volts/Amps
A4003XX	# 8 Screw	#8 Stud	8-16 AWG	150V/50A
A4011XX	# 8 Screw	Solder	10-16 AWG	600V/35A
A4013XX	# 8 Screw	Solder	10-16 AWG	600V/35A
A4021XX	# 8 Screw	0.250 QC	10-16 AWG	600V/35A
A4035XX	# 8 Screw	Closed	8-16 AWG	600V/50A
A4041XX	#10 Screw	Solder	10-16 AWG	600V/35A
A4043XX	#10 Screw	Solder	10-16 AWG	600V/35A
A4051XX	#10 Screw	0.250 QC	10-16 AWG	600V/35A
A4803XX	#10 Screw	#8 Stud	8-16 AWG	150V/50A
A4813XX	#10 Screw	SolderTurret	10-16 AWG	600V/35A
A4843XX	#10 Screw	#8 Screw	8-16 AWG	150V/50A
A4953XX	#10 Stud	#10 Stud	8-16 AWG	150V/50A
B4843XX	#10 Screw	#8 Screw	8-16 AWG	600V/50A

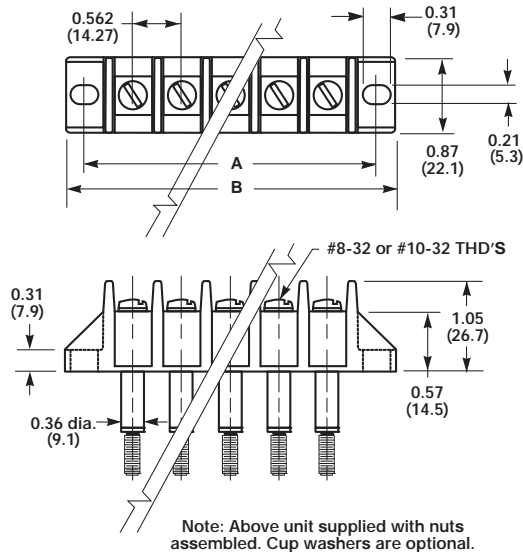
* All models 30A Max. with 10 AWG;
35-50A ratings with 8 AWG using ring or fork type terminals.
Note: 50A rating achieved with #8 copper wire crimped to ring terminal.

Poles	A (in.) Mount Centers	B (in.) Length
2	1.69	2.12
3	2.25	2.68
4	2.81	3.24
5	3.37	3.80
6	3.93	4.36
7	4.50	4.93
8	5.06	5.34
9	5.62	6.05
10	6.18	6.61
11	6.74	7.17
12	7.31	7.74
13	7.87	8.30
14	8.43	8.86
15	8.99	9.44
16	9.55	9.98
17	10.12	10.55
18	10.68	11.11

* Dimensions in inches. To convert to millimeters, multiply by 25.4.

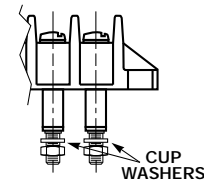


A4000 Series Dimensions - in (mm)

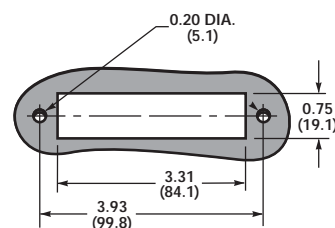


Optional Cup Washers Assembled

Available on A4003, A4803, A4843, A4953 & B4843.



Reference Panel Cutout for 6 Position Block

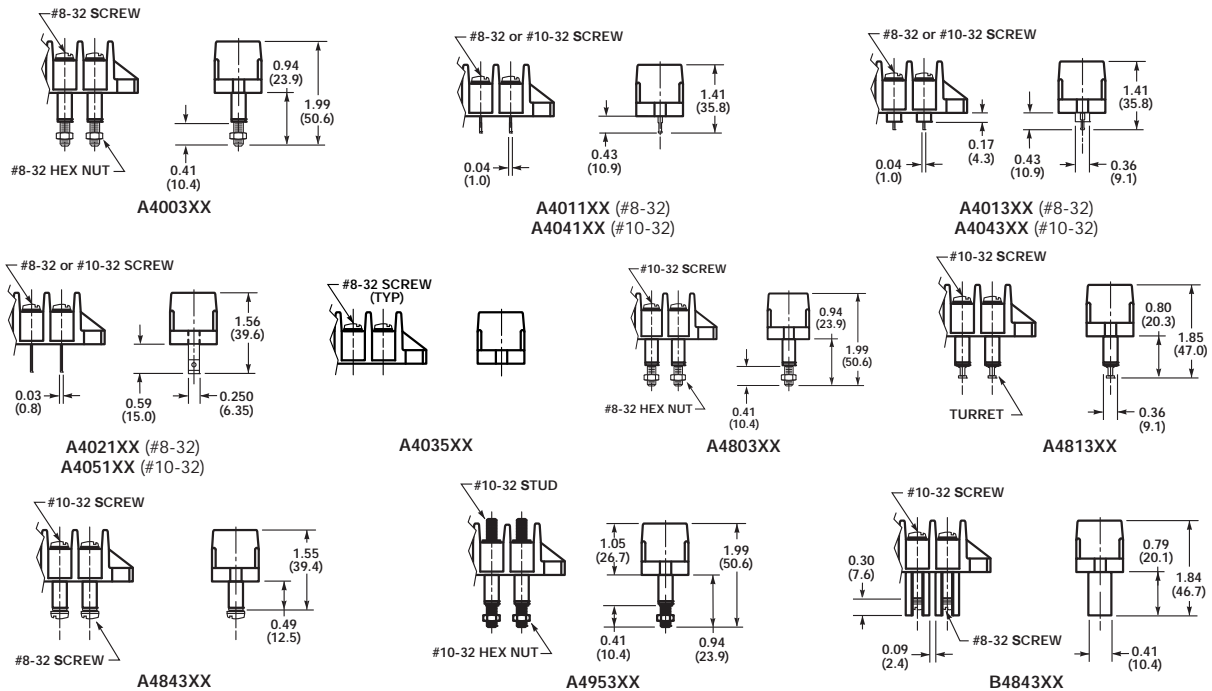


Part Numbering System

Series	Terminal Style	Base/End	Poles	Screw Options	Options
A4					
B4	00 - screw top; stud bottom 01 - screw top; solder bottom 02 - #8 screw top; 0.250" QC bottom 03 - screw top only 04 - #10 screw top; solder term. b. 05 - #10 screw top; 0.250" QC bottom 80 - screw top; stud bottom #10-32 top, #8-32 bottom insulated base 81 - screw top; solder turret bottom #10-32 84 - screw top; screw bottom #10-32 95 - stud top; stud bottom #10-32	*1 - flat base/ mount end 3 - insulator base- (not available in 03 terminal style) /mount end 5 - closed base/ mount end (available in 03 terminal only)	02 to 18	Blank - std. screw 00 - screws shipped bulk 04 - brass nickel-plated 07 - steel SEMS zinc plated (not available with hardware options; not available on A4003, A4803, A4813, A4843, B4843)	A1 to A9 - 0.250" QC †CW - cup washer (pg 20) J301 - flat slip-on jumper (2 position only) L1 to L6 marking options (pg 22) S1 & S2 - solder lugs/flat
A4 - standard B4 - barrier (only available in 84 terminal style)					
					† Available only on A4003, A4803, A4843, A4953 & B4843.
		*Available in 01, 02, 04 & 05 terminal style only.			

Terminal Styles

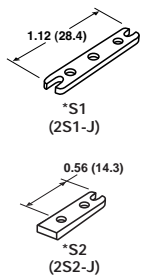
Inches (Millimeters)



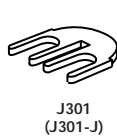
Hardware Options (Bulk ordering part numbers are in parentheses.)

Inches (Millimeters)

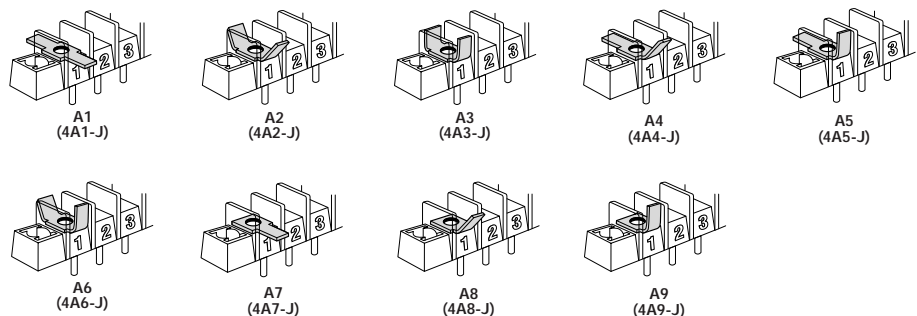
Solder Lugs



Jumpers



Quick Connects Blade Width A = 0.250". (For other orientations, contact factory.)



*Not available for A4843

Mouser Electronics

Authorized Distributor

Click to View Pricing, Inventory, Delivery & Lifecycle Information:

Cooper Bussmann:

[J301/J](#)

Eaton:

[B48430600](#) [A495308CW](#) [A404306](#) [A401309](#) [A48130600](#) [A48130204](#) [B48431004](#) [A404104L1](#) [A484307](#)
[A484312L1](#) [A481303](#) [A40031604](#) [A401112](#) [B484302A8](#) [A495303CW](#) [A48031204](#) [A48130400](#) [A403511S1](#)
[B484310CW](#) [A40030304](#) [A404106](#) [A404102](#) [B48430900](#) [A403502A2](#) [B484314L1](#) [A403506](#) [B484303](#) [A481304](#)
[A480302CW](#) [A48031004CW](#) [A40411404](#) [B48430304](#) [A40110507](#) [A40130504](#) [A480302L5](#) [A481310](#) [A48131000](#)
[A404303](#) [A484304CW](#) [B48431000](#) [A48430604CW](#) [A400304](#) [A48131304](#) [A48130304](#) [B48430804](#) [A40411204](#)
[A495308](#) [A481306](#) [A404104](#) [A400304L5](#) [A401306](#) [A484303CW](#) [A404108](#) [A400311](#) [B484309](#) [A40350200](#)
[A495318](#) [B484314](#) [A404103](#) [A401314](#) [A404304](#) [A48031604](#) [A403502](#) [B48431404](#) [A48430204](#) [A48431204](#)
[A40350300](#) [A481312](#) [A48430500](#) [A481302L5](#) [A48130207L5](#) [A40351604](#) [A40130600](#) [A480304](#) [A404302](#)
[A40031100](#) [A48430800](#)