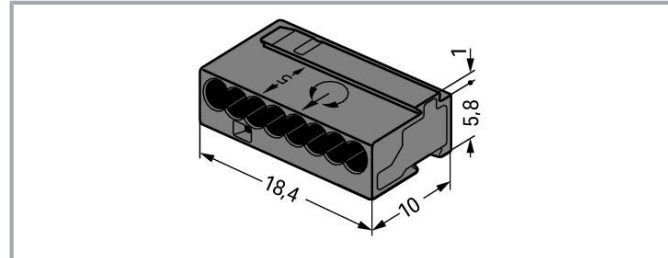


Data sheet | Item number: 243-208

MICRO PUSH WIRE® connector for junction boxes; for solid conductors; 0.8 mm Ø; 8-conductor; dark gray housing; light gray cover; Surrounding air temperature: max 60°C; dark gray

www.wago.com/243-208



Data

Electrical data

Ratings per IEC/EN

Ratings per	EN 60664
Nominal voltage (II/2)	100 V
Rated surge voltage (II/2)	1.5 kV
Rated current	6 A
Legend (ratings)	(II / 2) \triangleq Overvoltage category II / Pollution degree 2

Connection data

Total number of connection points	8
Total number of potentials	1
Number of connection types	1
Number of levels	1

Subject to changes. Please also observe the further product documentation!

WAGO GmbH & Co. KG
Hansastr. 27
32423 Minden
Phone: +49571 887-0 | Fax: +49571 887-169
Email: info.de@wago.com | Web: www.wago.com

Do you have any questions about our products?
We are always happy to take your call at +49 (571) 887-44222.



Connection 1

Connection technology	PUSH WIRE®
Actuation type	Push-in
Connectable conductor materials	Copper
Solid conductor	22 ... 20 AWG
Conductor diameter	0.6 ... 0.8 mm / 22 ... 20 AWG
Conductor diameter (note)	When using conductors of the same diameter, Ø 0.5 mm / 24 AWG or Ø 1 mm / 18 AWG are also possible.
Strip length	5 ... 6 mm / 0.2 ... 0.24 inch
Wiring direction	Side-entry wiring

Physical data

Width	18.4 mm / 0.724 inch
Height	6.8 mm / 0.268 inch
Depth	10 mm / 0.394 inch

Material data

Color	dark gray
Cover color	light gray
Fire load	0.019 MJ
Weight	1.4 g

Environmental requirements

Surrounding air temperature (operation)	60 °C
Continuous operating temperature	105 °C

Commercial data

PU (SPU)	500 (50) Stück
Packaging type	box
Country of origin	DE
GTIN	4044918502634
Customs tariff number	85369010000

Approvals / Certificates




Country specific Approvals

Certificate



Subject to changes. Please also observe the further product documentation!

WAGO GmbH & Co. KG
 Hansastr. 27
 32423 Minden
 Phone: +49571 887-0 | Fax: +49571 887-169
 Email: info.de@wago.com | Web: www.wago.com


Do you have any questions about our products?
 We are always happy to take your call at +49 (571) 887-44222.

Logo	Approval	Additional Approval Text	name
	CCA DEKRA Certification B.V.	EN 60998	NTR NL 7812
	CSA DEKRA Certification B.V.	C22.2	70048857
	KEMA/KEUR DEKRA Certification B.V.	EN 60998	71- 112493

Ship Approvals

Logo	Approval	Additional Approval Text	Certificate name
	ABS American Bureau of Shipping	-	18- HG1755093- PDA
	LR Lloyds Register	EN 60998	04/20013 (E8)

UL-Approvals

Logo	Approval	Additional Approval Text	Certificate name
	UR Underwriters Laboratories Inc.	UL 1059	E45172

Optional accessories

Marking accessories

Marking strip

Item no.: 210-332/575-103

Marking strips; as a DIN A4 sheet; MARKED; 1-12 (160x); Height of marker strip: 3 mm; Strip length 182 mm; Horizontal marking; Self-adhesive; white

www.wago.com/210-332/575-103

Mounting adapter

Mounting accessories

Subject to changes. Please also observe the further product documentation!

WAGO GmbH & Co. KG

Hansastr. 27

32423 Minden

Phone: +49571 887-0 | Fax: +49571 887-169

Email: info.de@wago.com | Web: www.wago.com

Do you have any questions about our products?

We are always happy to take your call at +49 (571) 887-44222.



Item no.: 243-112

Mounting carrier; for 4 connectors; 243 Series; for DIN-35 rail mounting/screw mounting; orange

www.wago.com/243-112



Item no.: 243-113

Mounting carrier; for 6 connectors; 243 Series; for DIN-35 rail mounting/screw mounting; orange

www.wago.com/243-113

Downloads

Documentation

Bid Text

243-208 X81 - Datei	2019 Feb 19	xml 3.3 kB	Download
243-208 doc - Datei	2017 May 17	doc 25.6 kB	Download

Additional Information

		pdf 125.0 kB	Download
Technical explanations		pdf 2.2 MB	Download

CAD/CAE-Data

CAE data

EPLAN Data Portal 243-208		URL	Download
WSCAD Universe 243-208		URL	Download

Environmental Product Compliance


Compliance Search

Environmental Product Compliance 243-208 MICRO PUSH WIRE® connector for junction boxes; for solid conductors; 0.8 mm Ø; 8-conductor; dark gray housing; light gray cover; Surrounding air temperature: max 60° C; dark gray		URL	Download
--	--	-----	----------


Subject to changes. Please also observe the further product documentation!

Installation Notes


Conductor termination



Strip solid conductors to 5 ... 6 mm (0.19 ... 0.23 inch).




Termination: Insert the stripped solid conductor until it hits the backstop.



Removal: Hold conductor to be removed and twist alternately left and right while pulling the connector.

Installation




Connector strips:

Assembling modular connectors into connector strips.


Commoning

Subject to changes. Please also observe the further product documentation!




Commoned connector strips

Testing



Testing via test port opposite to conductor entry.



Subject to changes. Please also observe the further product documentation!