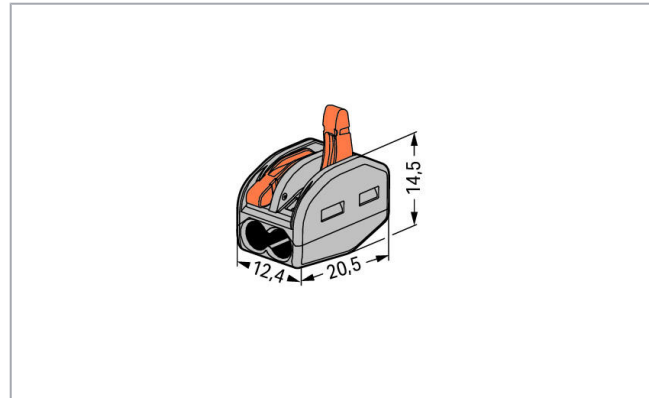



## Data sheet | Item number: 222-412

CLASSIC Splicing Connector; for all conductor types; max. 4 mm<sup>2</sup>; 2-conductor; with levers; gray housing; Surrounding air temperature: max 40° C; 2,50 mm<sup>2</sup>; gray

[www.wago.com/222-412](http://www.wago.com/222-412)



### Item description

**Safety information 1:**  
in grounded power lines

### Data

#### Electrical data

#### Ratings per IEC/EN 60664-1

Ratings per	EN 60664
Nominal voltage (II/2)	400 V
Rated surge voltage (II/2)	4 kV
Rated current	32 A
Legend (ratings)	(II / 2) ≙ Overvoltage category II / Pollution degree 2

#### Connection data

Connection technology	CAGE CLAMP®
-----------------------	-------------

Subject to changes. Please also observe the further product documentation!

WAGO Kontakttechnik GmbH & Co. KG  
Hansastr. 27  
32423 Minden  
Phone: +49571 887-0 | Fax: +49571 887-169  
Email: [info.de@wago.com](mailto:info.de@wago.com) | Web: [www.wago.com](http://www.wago.com)

Do you have any questions about our products?  
We are always happy to take your call at +49 (571) 887-44222.



Actuation type	Lever
Connectable conductor materials	Copper
Solid conductor	0.08 ... 2.5 mm <sup>2</sup> / 28 ... 12 AWG
Stranded conductor	0.08 ... 2.5 mm <sup>2</sup> / 28 ... 12 AWG
Fine-stranded conductor	0.08 ... 4 mm <sup>2</sup> / 28 ... 12 AWG
Strip length	9 ... 10 mm / 0.35 ... 0.39 inch
Total number of connection points	2
Total number of potentials	1
Wiring type	Side-entry wiring

### Physical data

Width	12.4 mm / 0.488 inch
Height	14.5 mm / 0.571 inch
Depth	20.5 mm / 0.807 inch

### Material Data

Color	gray
Flammability class per UL94	V0
Fire load	0.067 MJ
Color of actuator	orange
Weight	3.1 g

### Environmental Requirements

Surrounding air temperature (operation)	40 ... 40 °C
Continuous operating temperature	85 ... 85 °C

### Commercial data

Packaging type	BOX
Country of origin	DE
GTIN	4050821346470
Customs tariff number	85369010000

### Approvals / Certificates

#### Country specific Approvals

Logo	Approval	Additional Approval Text	Certificate name
	ENEC 15	EN 60998	ENEC-




Subject to changes. Please also observe the further product documentation!





UL International Demko A/S

01360

## Ship Approvals

Logo	Approval	Additional Approval Text	Certificate name
	<b>ABS</b> American Bureau of Shipping	-	18- HG1755093- PDA
	<b>DNV GL</b> Det Norske Veritas, Germanischer Lloyd	EN 60998	TAE000015T
	<b>LR</b> Lloyds Register	EN 60998	04/20013 (E8)

## UL-Approvals

Logo	Approval	Additional Approval Text	Certificate name
	<b>UL</b> UL International Germany GmbH	UL 486C	E69654
	<b>UL</b> Underwriters Laboratories Inc.	UL 467	E201573

## Compatible products

## Mounting adapter



Item no.: 222-500

Mounting carrier; 222 Series; for DIN-35 rail mounting/screw mounting; orange

[www.wago.com/222-500](http://www.wago.com/222-500)

## Downloads

## Documentation

## Bid Text

Subject to changes. Please also observe the further product documentation!

WAGO Kontakttechnik GmbH &amp; Co. KG

Hansastr. 27

32423 Minden

Phone: +49571 887-0 | Fax: +49571 887-169

Email: [info.de@wago.com](mailto:info.de@wago.com) | Web: [www.wago.com](http://www.wago.com)

Do you have any questions about our products?

We are always happy to take your call at +49 (571) 887-44222.

222-412 X81 - Datei	Feb 19, 2019	xml 3.5 kB	Download
222-412 docx - Datei	Jan 23, 2019	docx 15.7 kB	Download
<b>Additional Information</b> Technical explanations	Apr 3, 2019	pdf 2.2 MB	Download

## CAD/CAE-Data

### CAD data


2D/3D Models 222-412	URL	Download
----------------------	-----	----------

### CAE data


EPLAN Data Portal 222-412	URL	Download
WSCAD Universe 222-412	URL	Download
ZUKEN Portal 222-412	URL	Download

## Installation Notes


### Conductor termination



Strip conductor to 9 ... 10 mm (0.35 ... 0.39 inch).



Termination: Lift the lever to open the clamping unit and insert a stripped conductor.



Then, lower the lever to close the clamp.


### Testing

Subject to changes. Please also observe the further product documentation!




Testing via Profi-LED+ voltage tester (206-806).


### Application



Wiring fine-stranded conductors in a junction box.




Custom low-voltage lighting system




Connecting pre-wired and pre-fabricated components (e.g., in mobile homes).

Subject to changes. Please also observe the further product documentation!



Lighting fixture connection with fine-stranded wires and power feed



Compact, lever-operated splicing connectors:

Tool-free connection of up to five stripped, fine-stranded conductors from 0.08 ... 4 mm<sup>2</sup> (28 ... 12 AWG), as well as solid or stranded conductors up to 2.5 mm<sup>2</sup> (12 AWG).

This is how it works:

Subject to changes. Please also observe the further product documentation!



Pull up one of the orange operating levers to open the clamping unit so that the lever engages and keeps the clamp in its opened position. Then insert the conductor and push the lever back down, flush with the connector housing.

**Safety:**

The specially designed rest position of the lever reliably prevents accidental unclamping of a connected conductor.

Application safety, for any type of conductor (solid, stranded, fine-stranded), is confirmed by approvals like ENEC or UL.

ENEC is the European mark for electrical products that demonstrates compliance with European safety standards. The ENEC mark is subjected to the same EN standards as the VDE mark.

While the VDE mark is only permitted in Germany, the ENEC mark is accepted in more than 20 European countries.

Subject to changes. Please also observe the further product documentation!