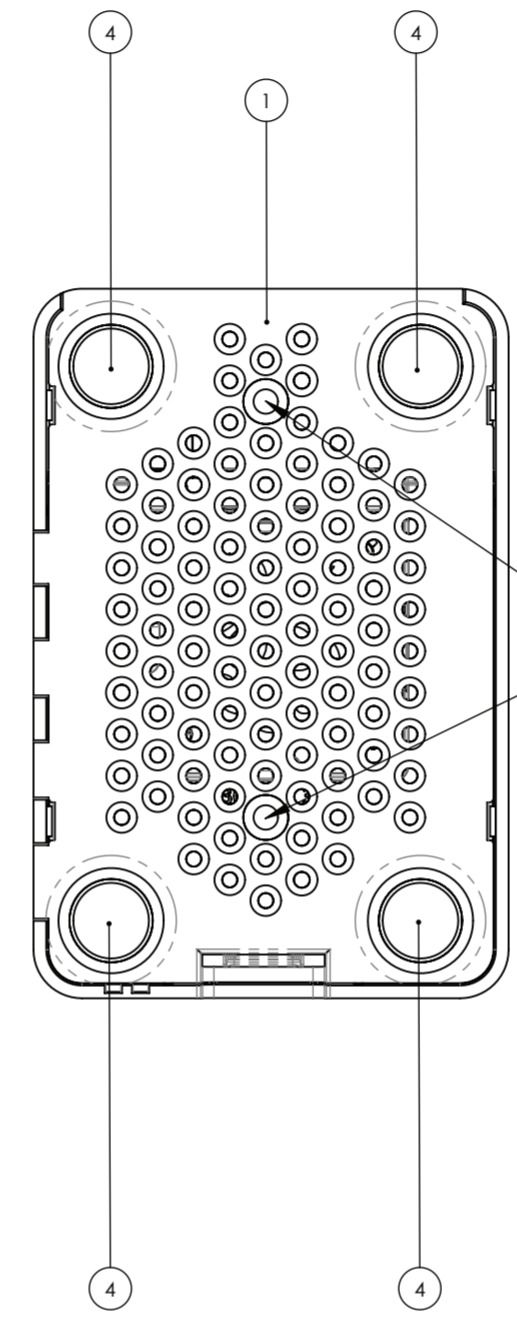
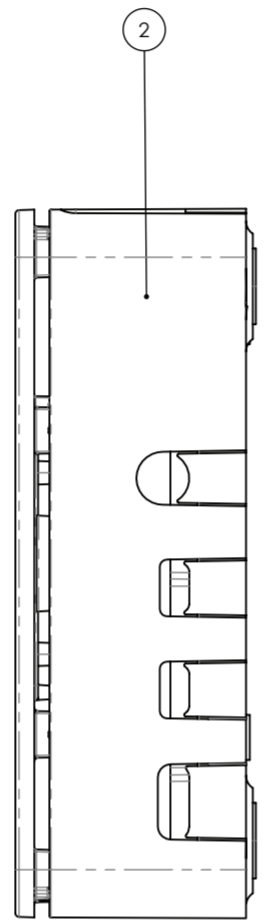
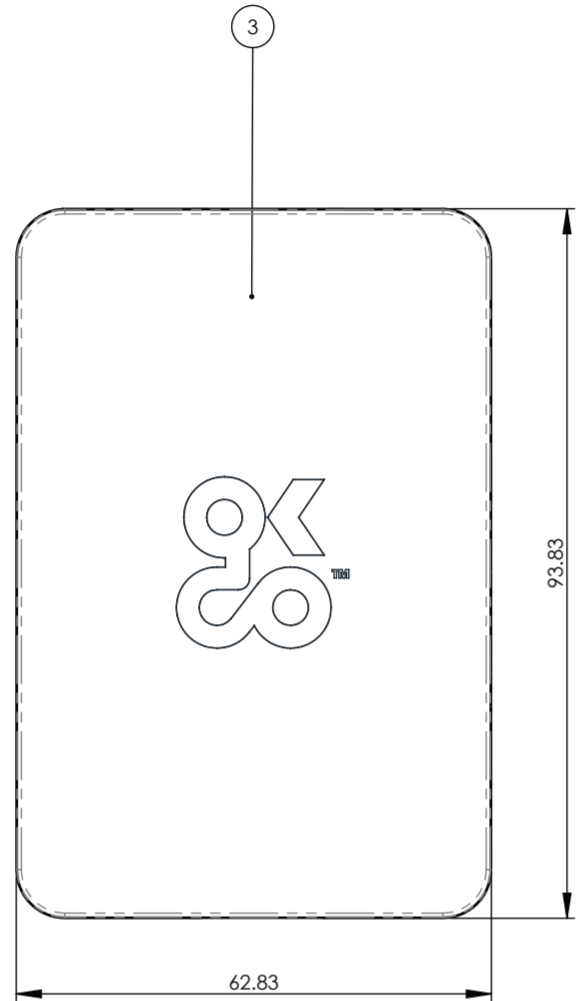
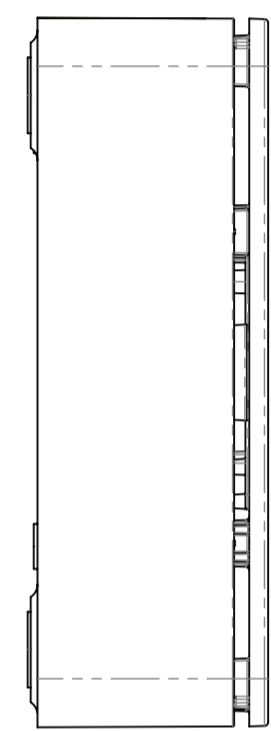
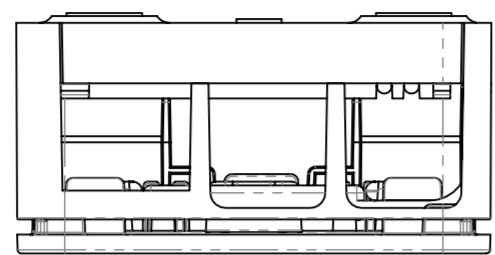
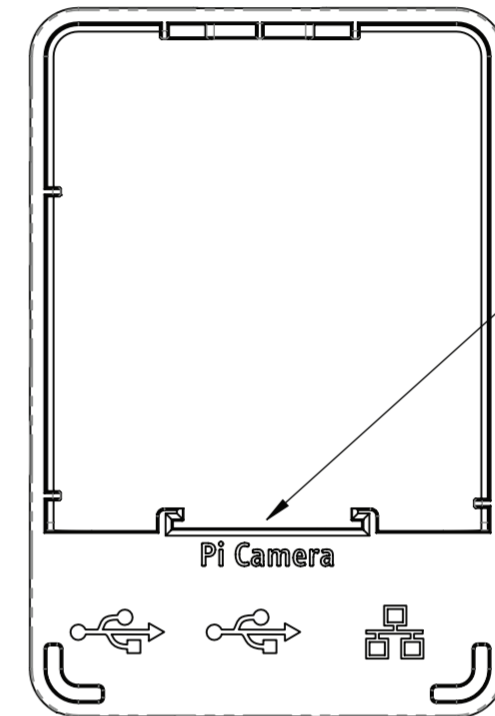


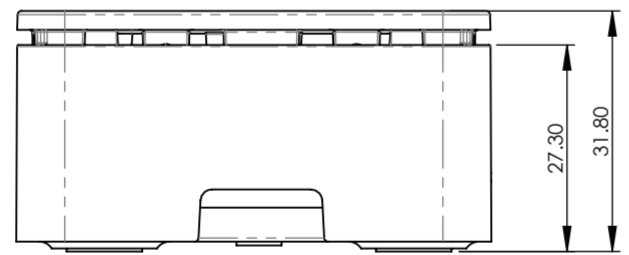
NO.	REVISION	DATE / SIGNED
△	For Tool order	04.07.19 TM
△		



SCREW MOUNT HOLES



PI-CAMERA CAN FIT HERE



NO.	PART NUMBER	DESCRIPTION	QTY.
1	ASM-1900133-01	RASPBERRY PI-4 STANDARD CASE - CLEAR	1
2	ASM-1900133-11	RASPBERRY PI-4 STANDARD CASE - WHITE	1
3	ASM-1900133-21	RASPBERRY PI-4 STANDARD CASE - BLACK	1
4	ASM-1900133-61	RASPBERRY PI-4 STANDARD CASE - RED	1

- NOTES**
- GENERAL DRAFT ANGLE SHALL BE 1° UNLESS OTHERWISE STATED
  - PRODUCT SHOULD NOT HAVE WELD LINE AND/OR FLOW MARK.
  - PRODUCT SHOULD NOT HAVE STRESS/SINK MARKS.
  - HEIGHT OF BURRS SHOULD BE LESS THAN 0.1MM.
  - THE PART NUMBER SHOULD BE EXPRESSED BY CONVEX LETTERS, THE TYPE OF WHICH IS OPTIONAL.
  - GATES SHOULD BE REMOVED COMPLETELY.
  - SECTIONS SHOWN ARE TRUE AT SECTION LINE. VARIOUS DETAILS THAT APPEAR BEHIND SECTION LINE ARE OMITTED AND/OR INCLUDED TO CLARIFY THE DRAWING.
  - VENDOR INSPECTION REPORTS MUST ACCOMPANY SAMPLES SUBMITTED FOR APPROVAL.
  - PARTS MUST BE SUITABLY PACKED TO AVOID DAMAGE IN SHIPMENT.

ITEM NO.	PART NUMBER	DESCRIPTION	QTY.
1	OND-1900254-01	PI-4 STANDAARD BASE MOULDING	1
2	OND-1900255-01	PI-4 STANDARD CENTRE MOULDING	1
3	OND-1900256-01	PI-4 STANDARD LID MOULDING	1
4	OND-1900170-01	TECHNI-3 FOAM RUBBER FOOT	4

GENERAL TOLERANCE	
DIM'N	TOL. ±
0 → 6	0.08
7 → 30	0.1
31 → 120	0.2
121 → 300	0.3
301 → 600	0.4
601 → 1200	0.5

REFER TO 3D CAD DATA FOR TOOL MANUFACTURE  
 RoHS Compliant: Parts on this document must comply with the requirements and procedures specified in the RoHS compliant handbook - [www.rohs.gov.uk](http://www.rohs.gov.uk)

NO.	PART NO.	DESCRIPTION	MODEL NO.	MATERIAL	FINISH	QTY
1	ASM-1900133 - ABOVE	STANDARD CASE	RASPBERRY Pi-4	ABS	LIGHT TEXTURE JXY-A11010	

THIS DRAWING AND DESIGN ARE THE EXCLUSIVE PROPERTY OF ONENINEDESIGN. THE DRAWING SHALL NOT BE COPIED OR COMMUNICATED IN ANY FORM WITHOUT PRIOR AUTHORITY FROM ONENINEDESIGN. [www.oneninedesign.co.uk](http://www.oneninedesign.co.uk)

ALL DIMENSIONS IN mm UNLESS OTHERWISE STATED

SHEET 1 OF 1

THIRD

**A2**

DRAWN	CHECKED	APPROVED	SCALE	CAD DATA:
TM	TM		1:1	
04.07.19	04.07.19			

**19 oneninedesign** Cosmetic Design | Product Design | Mechanical Design  
 Design management & Advice | Design for Manufacture