



Certifications & Ratings

- RoHS Compliant
- Watertight to Mil-L-3661B spec

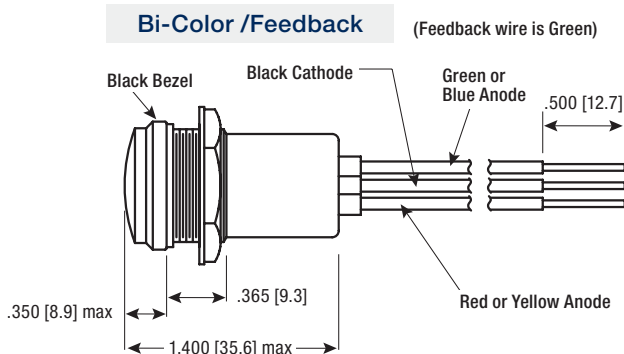
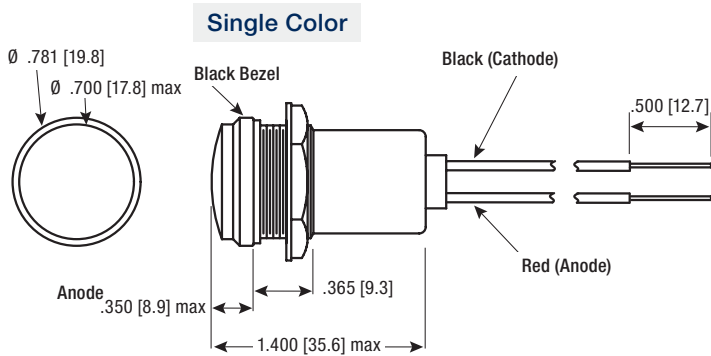
Application

The 557 Series LED Panel Mount Indicators incorporate both InGaN and AlInGaP technologies to offer higher intensities. This is a highly durable package, designed to withstand outdoor applications susceptible to rain, dust, and sunlight.

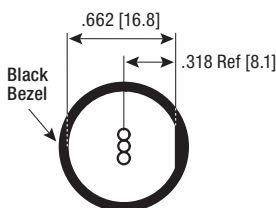
- Instrument panels
- Safety applications
- Transportation—rail, bus, airline
- Vending, gaming
- Lane control
- ... and many more!

Dimensions

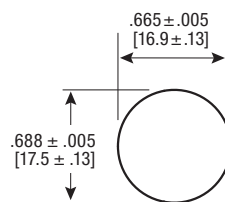
inches [mm]



Back View of Housing



Recommended Mounting Hole



Mechanical information

Mounting Hole Size: 0.687" (17.46 mm)

Max Panel Thickness: 0.156" (3.96 mm)

Mounting Torque: 15 in-lbs torque

Specifications

Voltage Options: 5, 12, 24, and 28VDC (bi-color: 5VDC)

Operating Temp: -25 °C to +85 °C
(bi-color: -30 °C to +80 °C)

Storage Temp: -30 °C to +100 °C
(bi-color: -40 °C to +85 °C)

Electrical Connection: 24 AWG Wire Leads

Housing: White Polycarbonate

Lens Material: Transparent Polycarbonate (UL 94V-0)

Wire Leads: 5.5"

Lock Washer: Phosphor Bronze—White Nickel Plated

Nut: Brass—White Nickel Plated

Ordering Information 557 Series

Part Number Guide RoHS Compliant

5 5 7 - 1 X X X - 2 0 3 F

Color		Voltage
○ White	0 0	
● Red	5 0	
● Green	6 0	2 5 vdc
● Yellow	7 0	3 12 vdc*
● Blue	8 0	4 28 vdc*
● Red / Green	4 1	5 24 vdc*
● Red / Blue	4 2	<i>*single color only</i>
● Yellow / Green	4 3	
● Yellow / Blue	4 4	
● Yellow / Red	4 5	

Feedback Circuit Part Number Guide RoHS Compliant

5 5 7 - 1 X X X - 2 0 3 F

Color		Voltage
● Green	6 9	3 12 vdc

Feedback Circuit shows the status of the LED

LED Status	Signal Voltage
Normal	0-1
Open	10-12
Short	10-12

Part Number	Color	Voltage (VDC)	Current (mA)	Typical Intensity (mcd)	
557-1002-203F	○ White	5	16	5350	
557-1502-203F	● Red		80	800	
557-1602-203F	● Green		16	4900	
557-1702-203F	● Yellow		80	1550	
557-1802-203F	● Blue		16	1200	
557-1412-203F	● Red / Green		70 / 16	720 / 1800	
557-1422-203F	● Red / Blue		70 / 16	625 / 425	
557-1432-203F	● Yellow / Green		70 / 16	585 / 1700	
557-1442-203F	● Yellow / Blue		70 / 16	635 / 445	
557-1452-203F	● Yellow / Red		70 / 20	650 / 350	
557-1003-203F	○ White		12	16	5350
557-1503-203F	● Red			20	800
557-1603-203F	● Green			16	4900
557-1693-203F	● Green			16	4900
557-1703-203F	● Yellow	20		1550	
557-1803-203F	● Blue	16		1200	
557-1005-203F	○ White	24		16	5350
557-1505-203F	● Red		20	800	
557-1605-203F	● Green		16	4900	
557-1705-203F	● Yellow		20	1550	
557-1805-203F	● Blue		16	1200	
557-1604-203F	● Green		28	16	4900
557-1704-203F	● Yellow			20	1550
557-1804-203F	● Blue	16		1200	

Dialight reserves the right to make changes at any time in order to supply the best product possible. The most current version of this document will always be available at: www.dialightsignalsandcomponents.com

Warranty Statement: Except for the warranty expressly provided for [herein/above/below], Dialight disclaims any and all other warranties, express or implied, including, without limitation, any warranties of merchantability, fitness for a particular purpose, title, and noninfringement.