

## Printed-circuit board connector - IMC 1,5/ 5-ST-3,81 - 1857919

Please be informed that the data shown in this PDF Document is generated from our Online Catalog. Please find the complete data in the user's documentation. Our General Terms of Use for Downloads are valid (<http://phoenixcontact.com/download>)



The figure shows a 10-position version of the product

PCB connector, nominal cross section: 1.5 mm<sup>2</sup>, color: green, nominal current: 8 A, rated voltage (III/2): 160 V, contact surface: Tin, type of contact: Male connector, number of potentials: 5, Number of rows: 1, Number of positions per row: 5, number of connections: 5, product range: IMC 1,5/..-ST, pitch: 3.81 mm, connection method: Screw connection with tension sleeve, screw head form: L Slotted, conductor/PCB connection direction: 0 °, plug-in system: MINI COMBICON, Locking: without, mounting: without, type of packaging: packed in cardboard

### Your advantages

- ✓ Well-known connection principle allows worldwide use
- ✓ Low temperature rise, thanks to maximum contact force
- ✓ Inverted connector with pin contacts for touch-proof device outputs or free-hanging cable/cable connections
- ✓ Allows connection of two conductors



### Key Commercial Data

Packing unit	1 pc
Minimum order quantity	50 pc
GTIN	
GTIN	4017918144159
Weight per Piece (excluding packing)	4.250 g
Custom tariff number	85366990
Country of origin	Poland

### Technical data

#### Item properties

Brief article description	Printed-circuit board connector
Connector system	MINI COMBICON
Type of contact	Male connector

# Printed-circuit board connector - IMC 1,5/ 5-ST-3,81 - 1857919

## Technical data

### Item properties

Range of articles	IMC 1,5/...-ST
Pitch	3.81 mm
Number of positions	5
Drive form screw head	Slotted (L)
Screw thread	M2
Locking	without
Number of rows	1
Number of connections	5
Number of potentials	5

### Electrical parameters

Nominal current	8 A
Nom. voltage	160 V
Rated voltage (III/3)	160 V
Rated voltage (III/2)	160 V
Rated voltage (II/2)	320 V
Rated surge voltage (III/3)	2.5 kV
Rated surge voltage (III/2)	2.5 kV
Rated surge voltage (II/2)	2.5 kV

### Connection capacity

Connection method	Screw connection with tension sleeve
pluggable	Yes
Conductor cross section solid	0.14 mm <sup>2</sup> ... 1.5 mm <sup>2</sup>
Conductor cross section flexible	0.14 mm <sup>2</sup> ... 1.5 mm <sup>2</sup>
Conductor cross section AWG / kcmil	28 ... 16
Conductor cross section flexible, with ferrule without plastic sleeve	0.25 mm <sup>2</sup> ... 1.5 mm <sup>2</sup>
Conductor cross section, flexible, with ferrule, with plastic sleeve	0.25 mm <sup>2</sup> ... 0.5 mm <sup>2</sup>
2 conductors with same cross section, solid	0.08 mm <sup>2</sup> ... 0.5 mm <sup>2</sup>
2 conductors with same cross section, flexible	0.08 mm <sup>2</sup> ... 0.75 mm <sup>2</sup>
2 conductors with same cross section, flexible, with ferrule without plastic sleeve	0.2 mm <sup>2</sup> ... 0.34 mm <sup>2</sup>
2 conductors with the same cross section, flexible, with TWIN ferrule with plastic sleeve	0.5 mm <sup>2</sup> ... 0.5 mm <sup>2</sup>
Cylindrical gauge a x b / diameter	2.4 mm x 1.5 mm / 1.9 mm
Stripping length	7 mm
Torque	0.22 Nm ... 0.25 Nm

### Flange specifications

Type of locking	without
-----------------	---------

# Printed-circuit board connector - IMC 1,5/ 5-ST-3,81 - 1857919

## Technical data

### Material data - contact

Note	WEEE/RoHS-compliant, free of whiskers according to IEC 60068-2-82/ JEDEC JESD 201
Contact material	Cu alloy
Surface characteristics	Tin-plated
Metal surface terminal point (top layer)	Tin (5 - 7 µm Sn)
Metal surface terminal point (middle layer)	Nickel (2 - 3 µm Ni)
Metal surface contact area (top layer)	Tin (5 - 7 µm Sn)
Metal surface contact area (middle layer)	Nickel (2 - 3 µm Ni)

### Material data - housing

Housing color	green (6021)
Insulating material	PA
Insulating material group	I
CTI according to IEC 60112	600
Flammability rating according to UL 94	V0
Glow wire flammability index GWFI according to EN 60695-2-12	850
Glow wire ignition temperature GWIT according to EN 60695-2-13	775
Temperature for the ball pressure test according to EN 60695-10-2	125 °C

### Dimensions for the product

Caption	Schematische Abbildung - weitere Details siehe Produktfamilienzeichnung im Download Center
Length [ l ]	18.45 mm
Width [ w ]	19.84 mm
Height [ h ]	11.1 mm
Pitch	3.81 mm
Height (without solder pin)	11.1 mm

### Packaging information

Type of packaging	packed in cardboard
Pieces per package	50
Denomination packing units	Pcs.

### Ambient conditions

Ambient temperature (storage/transport)	-40 °C ... 70 °C
Relative humidity (storage/transport)	30 % ... 70 %
Ambient temperature (assembly)	-5 °C ... 100 °C
Ambient temperature (operation)	-40 °C ... 100 °C (dependent on the derating curve)

### Termination and connection method

Test for conductor damage and slackening	IEC 60999-1:1999-11
--	---------------------

# Printed-circuit board connector - IMC 1,5/ 5-ST-3,81 - 1857919

## Technical data

### Termination and connection method

	Test passed
--	-------------

### Pull-out test

Pull-out test	IEC 60999-1:1999-11
Conductor cross section / conductor type / tensile force	0.14 mm <sup>2</sup> / solid / > 7 N
	0.14 mm <sup>2</sup> / flexible / > 7 N
	1.5 mm <sup>2</sup> / solid / > 40 N
	1.5 mm <sup>2</sup> / flexible / > 40 N

### Mechanical tests according to standard

Test specification	IEC 61984
Visual inspection	IEC 60512-1-1:2002-02
Dimension check	IEC 60512-1-2:2002-02
Resistance of inscriptions	IEC 60068-2-70:1995-12
Insertion and withdrawal force	IEC 60512-13-2:2006-02
No. of cycles	25
Insertion strength per pos. approx.	7 N
Withdraw strength per pos. approx.	4 N
Polarization and coding	IEC 60512-13-5:2006-02
Contact holder in insert	IEC 60512-15-1:2008-05
Test force per pos.	24 N

### Air clearances and creepage distances

Clearances and creepage distances	IEC 60664-1:2007-04
Specification	IEC 60664-1:2007-04
Minimum clearance - inhomogeneous field (III/3)	1.5 mm
Minimum clearance - inhomogeneous field (III/2)	1.5 mm
Minimum clearance - inhomogeneous field (II/2)	1.5 mm
Minimum creepage distance value (III/3)	2 mm
Minimum creepage distance value (III/2)	1.5 mm
Minimum creepage distance value (II/2)	1.6 mm
Note on connection cross section	With connected conductor 1.5 mm <sup>2</sup> .

### Current carrying capacity / derating curves

Caption	Type: IMC 1,5/...-ST-3,81 with IMC 1,5/...-G-3,81
---------	---

### Mechanical tests (A)

Test specification	IEC 61984
Insertion strength per pos. approx.	7 N
Withdraw strength per pos. approx.	4 N

# Printed-circuit board connector - IMC 1,5/ 5-ST-3,81 - 1857919

## Technical data

### Mechanical tests (A)

Polarization when inserted requirement >20 N	Test passed
Contact holder in insert requirements >20 N	Test passed

### Durability tests (B)

Specification	IEC 60512-9-1:2010-03
Contact resistance R <sub>1</sub>	2 mΩ
Insertion/withdrawal cycles	25
Contact resistance R <sub>2</sub>	2.1 mΩ
Impulse withstand voltage at sea level	2.95 kV

### Thermal tests (C)

Specification	IEC 60512-5-1:2002-02
Number of positions	16
Upper limiting temperature requirements <100 °C	Test passed

### Climatic tests (D)

Specification	ISO 6988:1985-02
Cold stress	-40 °C/2 h
Thermal stress	100 °C/168 h
Corrosive stress	0.2 dm <sup>3</sup> SO <sub>2</sub> on 300 dm <sup>3</sup> /40 °C/1 cycle
Impulse withstand voltage at sea level	2.95 kV
Power-frequency withstand voltage	1.39 kV

### Environmental and durability tests (E)

Specification	IEC 61984:2008-10
Result, degree of protection, IP code	Finger safety with IP20 test finger

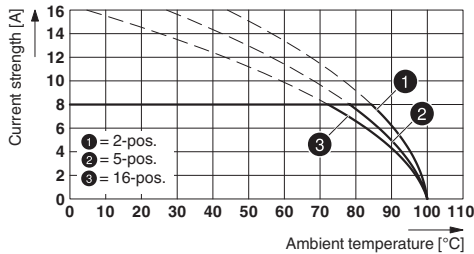
### Environmental Product Compliance

REACH SVHC	Lead 7439-92-1
China RoHS	Environmentally Friendly Use Period = 50 years
	For details about hazardous substances go to tab "Downloads", Category "Manufacturer's declaration"

## Drawings

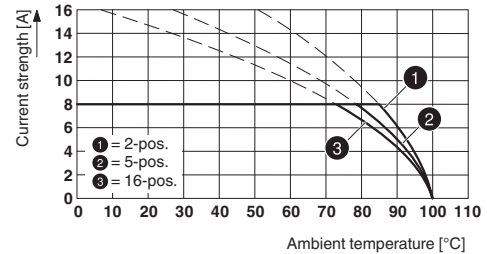
# Printed-circuit board connector - IMC 1,5/ 5-ST-3,81 - 1857919

Diagram



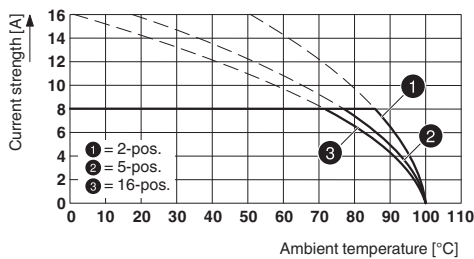
Type: MC 1,5/...-ST-3,81 with IMC 1,5/...-ST-3,81

Diagram



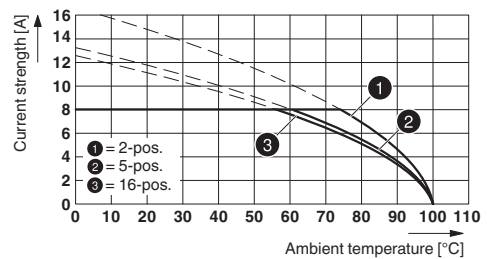
Type: FRONT-MC 1,5/...-ST-3,81 with IMC 1,5/...-ST-3,81

Diagram



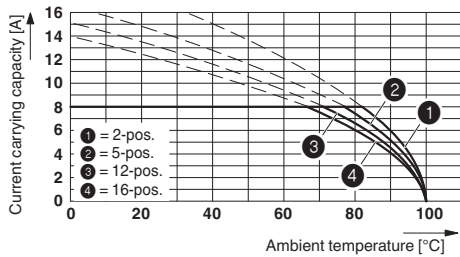
Type: FK-MCP 1,5/...-ST-3,81 with IMC 1,5/...-ST-3,81

Diagram



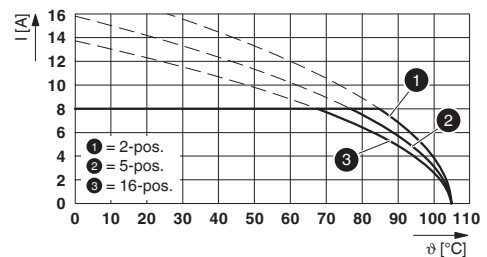
Type: MCV(W/R) 1,5/...-STF-3,81 with IMC 1,5/...-ST-3,81

Diagram



Type: IMC 1,5/...-ST-3,81 with IMC 1,5/...-G-3,81

Diagram



Type: IMC 1,5/...-ST-3,81 with IMCV 1,5/...-G-3,81

## Classifications

eCl@ss

eCl@ss 10.0.1	27440309
eCl@ss 11.0	27460202
eCl@ss 4.0	27260700
eCl@ss 4.1	27260700
eCl@ss 5.0	27260700

# Printed-circuit board connector - IMC 1,5/ 5-ST-3,81 - 1857919

## Classifications

### eCl@ss

eCl@ss 5.1	27260700
eCl@ss 6.0	27260700
eCl@ss 7.0	27440309
eCl@ss 9.0	27440309

### ETIM

ETIM 3.0	EC001121
ETIM 4.0	EC002638
ETIM 6.0	EC002638
ETIM 7.0	EC002638

### UNSPSC

UNSPSC 6.01	30211810
UNSPSC 7.0901	39121409
UNSPSC 11	39121409
UNSPSC 12.01	39121409
UNSPSC 13.2	39121409
UNSPSC 18.0	39121409
UNSPSC 19.0	39121409
UNSPSC 20.0	39121409
UNSPSC 21.0	39121409

## Approvals

### Approvals

---

#### Approvals

VDE Gutachten mit Fertigungsüberwachung / IECCE CB Scheme / EAC / cULus Recognized

---

#### Ex Approvals

---

### Approval details

# Printed-circuit board connector - IMC 1,5/ 5-ST-3,81 - 1857919

## Approvals

VDE Gutachten mit Fertigungsüberwachung		<a href="http://www2.vde.com/de/Institut/Online-Service/VDE-gepruefteProdukte/Seiten/Online-Suche.aspx">http://www2.vde.com/de/Institut/Online-Service/VDE-gepruefteProdukte/Seiten/Online-Suche.aspx</a>	40011723
Nominal voltage UN		160 V	
Nominal current IN		8 A	
mm <sup>2</sup> /AWG/kcmil		0.2-1.5	

IECEE CB Scheme		<a href="http://www.iecee.org/">http://www.iecee.org/</a>	DE1-60987-B1B2
Nominal voltage UN		160 V	
Nominal current IN		8 A	
mm <sup>2</sup> /AWG/kcmil		0.2-1.5	

EAC		B.01687
-----	--	---------

cULus Recognized		<a href="http://database.ul.com/cgi-bin/XYV/template/LISEXT/1FRAME/index.htm">http://database.ul.com/cgi-bin/XYV/template/LISEXT/1FRAME/index.htm</a>	E60425-20110128
Nominal voltage UN		B 300 V	D 300 V
Nominal current IN		8 A	8 A
mm <sup>2</sup> /AWG/kcmil		30-14	30-14

## Accessories

### Accessories

#### Cable housing

Cable housing - KGG-MC 1,5/ 5 - 1834372



Cable housing, pitch: 3.81 mm, number of positions: 5, dimension a: 21.44 mm, color: green



## Printed-circuit board connector - IMC 1,5/ 5-ST-3,81 - 1857919

### Accessories

---

#### Coding element

Coding profile - CP-MSTB - 1734634

Coding profile, is inserted into the slot on the plug or inverted header, red insulating material



#### Labeled terminal marker

Marker card - SK 3,81/2,8:FORTL.ZAHLEN - 0804109



Marker card, Card, white, labeled, horizontal: consecutive numbers 1 ... 10, 11 ... 20, etc. up to 91 ... (99)100, mounting type: adhesive, for terminal block width: 3.81 mm, lettering field size: 3.81 x 2.8 mm

#### Screwdriver tools

Screwdriver - SZS 0,4X2,5 VDE - 1205037



Screwdriver, slot-headed, VDE insulated, size: 0.4 x 2.5 x 80 mm, 2-component grip, with non-slip grip

#### Additional products

Printed-circuit board connector - MCVR 1,5/ 5-ST-3,81 - 1827156



PCB connector, nominal cross section: 1.5 mm<sup>2</sup>, color: green, nominal current: 8 A, rated voltage (III/2): 160 V, contact surface: Tin, type of contact: Female connector, number of potentials: 5, Number of rows: 1, Number of positions per row: 5, number of connections: 5, product range: MCVR 1,5/..-ST, pitch: 3.81 mm, connection method: Screw connection with tension sleeve, screw head form: L Slotted, conductor/PCB connection direction: 90 °, plug-in system: MINI COMBICON, Locking: without, mounting: without, type of packaging: packed in cardboard

## Printed-circuit board connector - IMC 1,5/ 5-ST-3,81 - 1857919

### Accessories

#### PCB header - IMCV 1,5/ 5-G-3,81 - 1875454



PCB headers, nominal cross section: 1.5 mm<sup>2</sup>, color: green, nominal current: 8 A, rated voltage (III/2): 160 V, contact surface: Tin, type of contact: Female connector, number of potentials: 5, Number of rows: 1, Number of positions per row: 5, number of connections: 5, product range: IMCV 1,5/..-G, pitch: 3.81 mm, mounting: Wave soldering, pin layout: Linear pinning, solder pin [P]: 3.5 mm, plug-in system: MINI COMBICON, Pin connector pattern alignment: Standard, Locking: without, mounting: without, type of packaging: packed in cardboard

#### PCB header - IMC 1,5/ 5-G-3,81 - 1862603



PCB headers, nominal cross section: 1.5 mm<sup>2</sup>, color: green, nominal current: 8 A, rated voltage (III/2): 160 V, contact surface: Tin, type of contact: Female connector, number of potentials: 5, Number of rows: 1, Number of positions per row: 5, number of connections: 5, product range: IMC 1,5/..-G, pitch: 3.81 mm, mounting: Wave soldering, pin layout: Linear pinning, solder pin [P]: 3.4 mm, plug-in system: MINI COMBICON, Pin connector pattern alignment: Standard, Locking: without, mounting: without, type of packaging: packed in cardboard

#### Printed-circuit board connector - MCC 1/ 5-STZ-3,81 - 1852202



PCB connector, nominal cross section: 1 mm<sup>2</sup>, color: green, nominal current: 8 A, rated voltage (III/2): 160 V, type of contact: Female connector, number of potentials: 5, Number of rows: 1, Number of positions per row: 5, number of connections: 5, product range: MCC 1/..-STZ, pitch: 3.81 mm, connection method: Crimp connection, conductor/PCB connection direction: 0 °, plug-in system: MINI COMBICON, Locking: without, mounting: without, type of packaging: packed in cardboard, Corresponding female crimp contacts with current [A] and conductor cross section range [mm<sup>2</sup>] data: 5A/MCC-MT 0,2-0,35 (1859988); 8A/MCC-MT 0,5-1,0 (1859991)

#### Printed-circuit board connector - FK-MCP 1,5/ 5-ST-3,81 - 1851070



PCB connector, nominal cross section: 1.5 mm<sup>2</sup>, color: green, nominal current: 8 A, rated voltage (III/2): 160 V, contact surface: Tin, type of contact: Female connector, number of potentials: 5, Number of rows: 1, Number of positions per row: 5, number of connections: 5, product range: FK-MCP 1,5/..-ST, pitch: 3.81 mm, connection method: Push-in spring connection, conductor/PCB connection direction: 0 °, plug-in system: MINI COMBICON, Locking: without, mounting: without, type of packaging: packed in cardboard

#### Printed-circuit board connector - FRONT-MC 1,5/ 5-ST-3,81 - 1850699



PCB connector, nominal cross section: 1.5 mm<sup>2</sup>, color: green, nominal current: 8 A, rated voltage (III/2): 160 V, contact surface: Tin, type of contact: Female connector, number of potentials: 5, Number of rows: 1, Number of positions per row: 5, number of connections: 5, product range: FRONT-MC 1,5/..-ST, pitch: 3.81 mm, connection method: Front screw connection, screw head form: L Slotted, conductor/PCB connection direction: 0 °, plug-in system: MINI COMBICON, Locking: without, mounting: without, type of packaging: packed in cardboard

## Printed-circuit board connector - IMC 1,5/ 5-ST-3,81 - 1857919

### Accessories

#### Printed-circuit board connector - MC 1,5/ 5-ST-3,81 - 1803604




PCB connector, nominal cross section: 1.5 mm<sup>2</sup>, color: green, nominal current: 8 A, rated voltage (III/2): 160 V, contact surface: Tin, type of contact: Female connector, number of potentials: 5, Number of rows: 1, Number of positions per row: 5, number of connections: 5, product range: MC 1,5/...-ST, pitch: 3.81 mm, connection method: Screw connection with tension sleeve, screw head form: L Slotted, conductor/PCB connection direction: 0 °, plug-in system: MINI COMBICON, Locking: without, mounting: without, type of packaging: packed in cardboard

#### Printed-circuit board connector - MCVW 1,5/ 5-ST-3,81 - 1827004



PCB connector, nominal cross section: 1.5 mm<sup>2</sup>, color: green, nominal current: 8 A, rated voltage (III/2): 160 V, contact surface: Tin, type of contact: Female connector, number of potentials: 5, Number of rows: 1, Number of positions per row: 5, number of connections: 5, product range: MCVW 1,5/...-ST, pitch: 3.81 mm, connection method: Screw connection with tension sleeve, screw head form: L Slotted, conductor/PCB connection direction: -90 °, plug-in system: MINI COMBICON, Locking: without, mounting: without, type of packaging: packed in cardboard

#### Printed-circuit board connector - QC 0,5/ 5-ST-3,81 - 1897429



PCB connector, nominal cross section: 0.5 mm<sup>2</sup>, color: green, nominal current: 6 A, rated voltage (III/2): 200 V, contact surface: Tin, type of contact: Female connector, number of potentials: 5, Number of rows: 1, Number of positions per row: 5, number of connections: 5, product range: QC 0,5/...-ST, pitch: 3.81 mm, connection method: Displacement connection, conductor/PCB connection direction: 0 °, plug-in system: MINI COMBICON, Locking: without, mounting: without, type of packaging: packed in cardboard