


## Printed-circuit board connector - MVSTBW 2,5/ 8-ST-5,08 - 1792812

Please be informed that the data shown in this PDF Document is generated from our Online Catalog. Please find the complete data in the user's documentation. Our General Terms of Use for Downloads are valid (<http://phoenixcontact.com/download>)



The figure shows a 10-position version of the product


PCB connector, nominal cross section: 2.5 mm<sup>2</sup>, color: green, nominal current: 12 A, rated voltage (III/2): 320 V, contact surface: Tin, type of contact: Female connector, Number of potentials: 8, Number of rows: 1, Number of positions per row: 8, number of connections: 8, product range: MVSTBW 2,5/...-ST, pitch: 5.08 mm, connection method: Screw connection with tension sleeve, conductor/PCB connection direction: -90 °, Locking clip: - Locking clip, Stecksystem: CLASSIC COMBICON, Locking: without, type of packaging: packed in cardboard

### Your advantages

- Well-known connection principle allows worldwide use
- Allows connection of two conductors
- Low temperature rise, thanks to maximum contact force



### Key Commercial Data

Packing unit	1 pc
Minimum order quantity	50 pc
GTIN	 4 017918 045241
GTIN	4017918045241
Weight per Piece (excluding packing)	17.160 g
Custom tariff number	85366990
Country of origin	Germany

### Technical data

#### Item properties

Brief article description	PCB connector
Plug-in system	CLASSIC COMBICON
Type of contact	Female connector
Range of articles	MVSTBW 2,5/...-ST

## Printed-circuit board connector - MVSTBW 2,5/ 8-ST-5,08 - 1792812

### Technical data

#### Item properties

Pitch	5.08 mm
Number of positions	8
Drive form screw head	Slotted (L)
Screw thread	M3
Locking	without
Number of levels	1
Number of connections	8
Number of potentials	8

#### Electrical parameters

Nominal current	12 A
Nom. voltage	320 V
Rated voltage (III/3)	250 V
Rated voltage (III/2)	320 V
Rated voltage (II/2)	630 V
Rated surge voltage (III/3)	4 kV
Rated surge voltage (III/2)	4 kV
Rated surge voltage (II/2)	4 kV

#### Connection capacity

Connection method	Screw connection with tension sleeve
pluggable	Yes
Conductor cross section solid	0.2 mm <sup>2</sup> ... 2.5 mm <sup>2</sup>
Conductor cross section flexible	0.2 mm <sup>2</sup> ... 2.5 mm <sup>2</sup>
Conductor cross section AWG / kcmil	24 ... 12
Conductor cross section flexible, with ferrule without plastic sleeve	0.25 mm <sup>2</sup> ... 2.5 mm <sup>2</sup>
Conductor cross section, flexible, with ferrule, with plastic sleeve	0.25 mm <sup>2</sup> ... 2.5 mm <sup>2</sup>
2 conductors with same cross section, solid	0.2 mm <sup>2</sup> ... 1 mm <sup>2</sup>
2 conductors with same cross section, flexible	0.2 mm <sup>2</sup> ... 1.5 mm <sup>2</sup>
2 conductors with same cross section, flexible, with ferrule without plastic sleeve	0.25 mm <sup>2</sup> ... 1 mm <sup>2</sup>
2 conductors with the same cross section, flexible, with TWIN ferrule with plastic sleeve	0.5 mm <sup>2</sup> ... 1.5 mm <sup>2</sup>
Cylindrical gauge a x b / diameter	2.8 mm x 2.0 mm / 2.4 mm
Stripping length	7 mm
Torque	0.5 Nm ... 0.6 Nm

#### Flange specifications

Type of locking	without
Mounting flange	without

# Printed-circuit board connector - MVSTBW 2,5/ 8-ST-5,08 - 1792812

## Technical data

### Material data - contact

Note	WEEE/RoHS-compliant, free of whiskers according to IEC 60068-2-82/ JEDEC JESD 201
Contact material	Cu alloy
Surface characteristics	hot-dip tin-plated
Metal surface terminal point (top layer)	Tin (4 - 8 µm Sn)
Metal surface contact area (top layer)	Tin (4 - 8 µm Sn)

### Material data - housing

Housing color	green (6021)
Insulating material	PA
Insulating material group	I
CTI according to IEC 60112	600
Flammability rating according to UL 94	V0
Glow wire flammability index GWFI according to EN 60695-2-12	850
Glow wire ignition temperature GWIT according to EN 60695-2-13	775
Temperature for the ball pressure test according to EN 60695-10-2	125 °C

### Dimensions for the product

Caption	Schematische Abbildung - weitere Details siehe Produktfamilienzeichnung im Download Center
Length [ l ]	12.5 mm
Width [ w ]	40.64 mm
Height [ h ]	26 mm
Pitch	5.08 mm
Height (without solder pin)	26 mm

### Packaging information

Type of packaging	packed in cardboard
Pieces per package	50
Denomination packing units	Pcs.

### General product information

Note	In accordance with IEC 61984, COMBICON connectors have no switching power (COC). During designated use, they must not be plugged in or disconnected when carrying voltage or under load.
------	--

### Ambient conditions

Ambient temperature (storage/transport)	-40 °C ... 70 °C
Ambient temperature (assembly)	-5 °C ... 100 °C
Ambient temperature (operation)	-40 °C ... 100 °C (dependent on the derating curve)

### Termination and connection method

# Printed-circuit board connector - MVSTBW 2,5/ 8-ST-5,08 - 1792812

## Technical data

### Termination and connection method

Test for conductor damage and slackening	IEC 60999-1:1999-11
	Test passed

### Pull-out test

Pull-out test	IEC 60999-1:1999-11
Conductor cross section / conductor type / tensile force	0.2 mm <sup>2</sup> / solid / > 10 N
	0.2 mm <sup>2</sup> / flexible / > 10 N
	2.5 mm <sup>2</sup> / solid / > 50 N
	2.5 mm <sup>2</sup> / flexible / > 50 N

### Mechanical tests according to standard

Test specification	IEC 61984
Visual inspection	IEC 60512-1-1:2002-02
Dimension check	IEC 60512-1-2:2002-02
Resistance of inscriptions	IEC 60068-2-70:1995-12
Insertion and withdrawal force	IEC 60512-13-2:2006-02
No. of cycles	25
Insertion strength per pos. approx.	8 N
Withdraw strength per pos. approx.	6 N
Polarization and coding	IEC 60512-13-5:2006-02
Contact holder in insert	IEC 60512-15-1:2008-05
Test force per pos.	33 N

### Air clearances and creepage distances

Clearances and creepage distances	IEC 60664-1:2007-04
Specification	IEC 60664-1:2007-04
Minimum clearance - inhomogeneous field (III/3)	3 mm
Minimum clearance - inhomogeneous field (III/2)	3 mm
Minimum clearance - inhomogeneous field (II/2)	3 mm
Minimum creepage distance value (III/3)	3.2 mm
Minimum creepage distance value (III/2)	3 mm
Minimum creepage distance value (II/2)	3.2 mm

### Current carrying capacity / derating curves

Caption	Type: MVSTB(R/W) 2,5/...-ST with MDSTBVA 2,5/...-G-5,08
---------	---

### Mechanical tests (A)

Test specification	IEC 61984
Insertion strength per pos. approx.	8 N
Withdraw strength per pos. approx.	6 N

# Printed-circuit board connector - MVSTBW 2,5/ 8-ST-5,08 - 1792812

## Technical data

### Mechanical tests (A)

Polarization when inserted requirement >20 N	Test passed
Contact holder in insert requirements >20 N	Test passed

### Durability tests (B)

Specification	IEC 60512-9-1:2010-03
Contact resistance R <sub>1</sub>	2.6 mΩ
Insertion/withdrawal cycles	25
Contact resistance R <sub>2</sub>	2.6 mΩ
Impulse withstand voltage at sea level	4.8 kV

### Thermal tests (C)

Specification	IEC 60512-5-1:2002-02
Number of positions	24
Upper limiting temperature requirements <100 °C	Test passed

### Climatic tests (D)

Specification	ISO 6988:1985-02
Cold stress	-40 °C/2 h
Thermal stress	100 °C/168 h
Corrosive stress	0.2 dm <sup>3</sup> SO <sub>2</sub> on 300 dm <sup>3</sup> /40 °C/1 cycle
Impulse withstand voltage at sea level	4.8 kV
Power-frequency withstand voltage	2.21 kV

### Environmental and durability tests (E)

Specification	IEC 61984:2008-10
Result, degree of protection, IP code	Finger safety with IP20 test finger

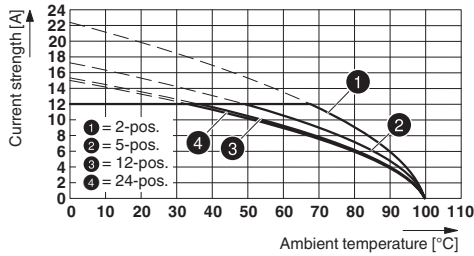
### Environmental Product Compliance

REACH SVHC	Lead 7439-92-1
China RoHS	Environmentally Friendly Use Period = 50 years
	For details about hazardous substances go to tab "Downloads", Category "Manufacturer's declaration"

## Drawings

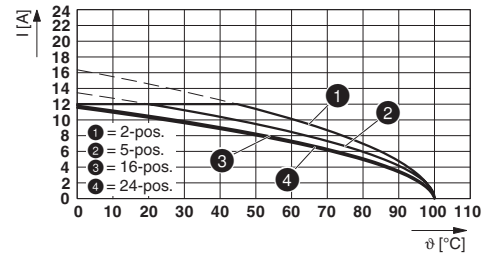
# Printed-circuit board connector - MVSTBW 2,5/ 8-ST-5,08 - 1792812

Diagram



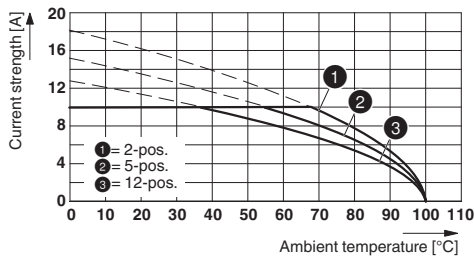
Type: MVSTB(R/W) 2,5/...-ST with MDSTBVA 2,5/...-G-5,08

Diagram



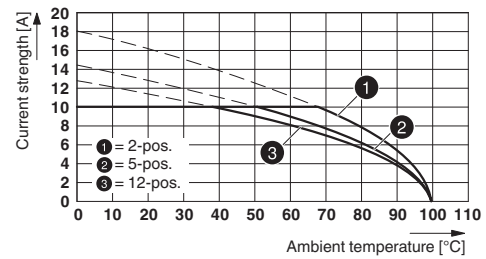
Type: MVSTB(R/W) 2,5/...-ST-5,08 with MSTBVA 2,5/...-G-5,08

Diagram



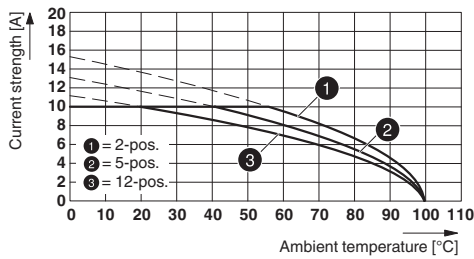
Type: MVSTBW 2,5/...-ST-5,08 with MDSTB 2,5/...-G-5,08

Diagram



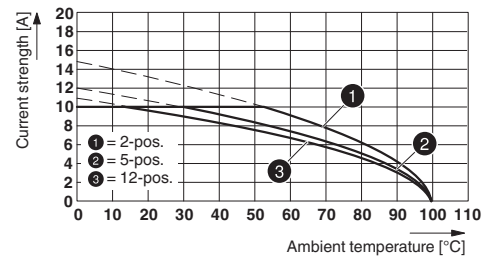
Type: MVSTB(R/W) 2,5/...-ST-5,08 with MDSTBA 2,5/...-G-5,08

Diagram



Type: MVSTB(R/W) 2,5/...-ST with MDSTBV 2,5/...-G-5,08

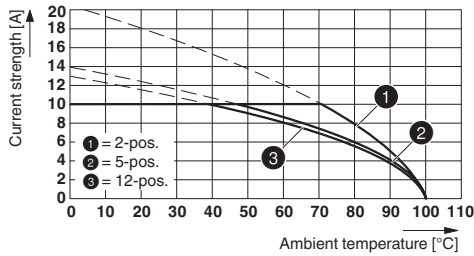
Diagram



Type: MVSTB(R/W) 2,5/...-ST with MDSTBVA 2,5/...-G-5,08

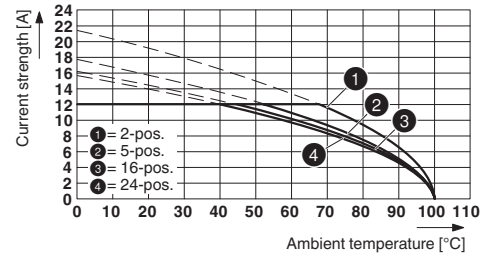
# Printed-circuit board connector - MVSTBW 2,5/ 8-ST-5,08 - 1792812

Diagram



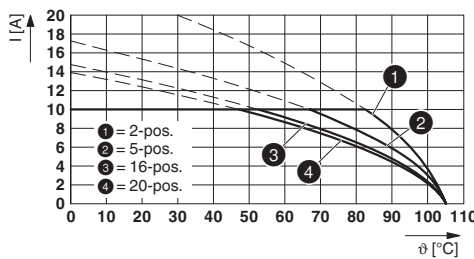
Type: MVSTB(R/W) 2,5/...-ST-5,08 with MDSTBW 2,5/...-G-5,08

Diagram



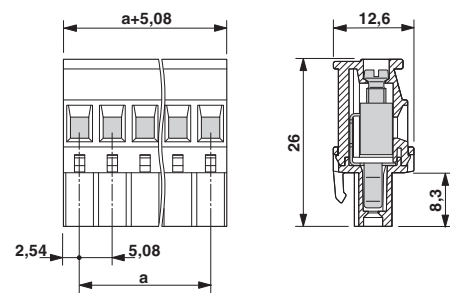
Type: MVSTB(R/W) 2,5/...-ST-5,08 with MSTBW 2,5/...-G-5,08

Diagram

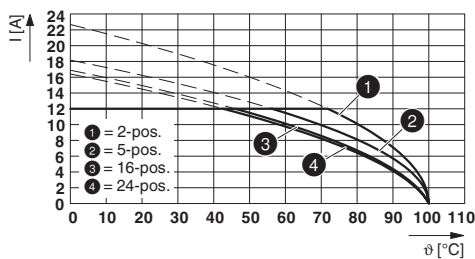


Type: MVSTBW 2,5/...-ST-5,08 with MDSTB 2,5/...-G1-5,08

Dimensional drawing



Diagram



Type: MVSTBW 2,5/...-ST-5,08 with SMSTB 2,5/...-G-5,08

## Classifications

eCl@ss

eCl@ss 10.0.1	27440309
eCl@ss 11.0	27460202
eCl@ss 4.0	27260700
eCl@ss 4.1	27260700
eCl@ss 5.0	27260700

## Printed-circuit board connector - MVSTBW 2,5/ 8-ST-5,08 - 1792812

### Classifications

#### eCl@ss

eCl@ss 5.1	27260700
eCl@ss 6.0	27260700
eCl@ss 7.0	27440309
eCl@ss 8.0	27440309
eCl@ss 9.0	27440309

#### ETIM

ETIM 3.0	EC001121
ETIM 4.0	EC002638
ETIM 5.0	EC002638
ETIM 6.0	EC002638
ETIM 7.0	EC002638

#### UNSPSC

UNSPSC 6.01	30211810
UNSPSC 7.0901	39121409
UNSPSC 11	39121409
UNSPSC 12.01	39121409
UNSPSC 13.2	39121409
UNSPSC 18.0	39121409
UNSPSC 19.0	39121409
UNSPSC 20.0	39121409
UNSPSC 21.0	39121409

### Approvals

#### Approvals

---

#### Approvals

CSA / IECCEB CB Scheme / EAC / cULus Recognized / VDE Zeichengenehmigung

---

#### Ex Approvals

---


#### Approval details





# Printed-circuit board connector - MVSTBW 2,5/ 8-ST-5,08 - 1792812


## Approvals

CSA		<a href="http://www.csagroup.org/services-industries/product-listing/">http://www.csagroup.org/services-industries/product-listing/</a>	LR13631-2585950
	B	D	
Nominal voltage UN	300 V	300 V	
Nominal current IN	10 A	10 A	
mm <sup>2</sup> /AWG/kcmil	28-12	28-12	

IECEE CB Scheme		<a href="http://www.iecee.org/">http://www.iecee.org/</a>	DE1-60988-B1B2
Nominal voltage UN	250 V		
Nominal current IN	12 A		
mm <sup>2</sup> /AWG/kcmil	0.2-2.5		

EAC		B.01687
-----	---	---------

cULus Recognized		<a href="http://database.ul.com/cgi-bin/XYV/template/LISEXT/1FRAME/index.htm">http://database.ul.com/cgi-bin/XYV/template/LISEXT/1FRAME/index.htm</a>	E60425-19931011
	B	D	
Nominal voltage UN	300 V	300 V	
Nominal current IN	15 A	10 A	
mm <sup>2</sup> /AWG/kcmil	30-12	30-12	

VDE Zeichengenehmigung		<a href="http://www2.vde.com/de/Institut/Online-Service/VDE-gepruefteProdukte/Seiten/Online-Suche.aspx">http://www2.vde.com/de/Institut/Online-Service/VDE-gepruefteProdukte/Seiten/Online-Suche.aspx</a>	40050694
Nominal voltage UN	250 V		
Nominal current IN	12 A		
mm <sup>2</sup> /AWG/kcmil	0.2-2.5		

## Accessories

## Accessories

## Printed-circuit board connector - MVSTBW 2,5/ 8-ST-5,08 - 1792812

### Accessories

#### Coding element

Coding profile - CP-MSTB - 1734634

Coding profile, is inserted into the slot on the plug or inverted header, red insulating material



---

#### Labeled terminal marker

Marker card - SK 5,08/3,8:FORTL.ZAHLEN - 0804293



Marker card, Card, white, labeled, horizontal: consecutive numbers 1 ... 10, 11 ... 20, etc. up to 91 ... (99)100, mounting type: adhesive, for terminal block width: 5.08 mm, lettering field size: 5.08 x 3.8 mm

---

#### Marker pen

Marker pen - B-STIFT - 1051993



Marker pen, for manual labeling of unprinted Zack strips, smear-proof and waterproof, line thickness 0.5 mm

---

#### Screwdriver tools

Screwdriver - SZS 0,6X3,5 - 1205053



Actuation tool, for ST terminal blocks, insulated, also suitable for use as a bladed screwdriver, size: 0.6 x 3.5 x 100 mm, 2-component grip, with non-slip grip

---

#### Terminal marking

## Printed-circuit board connector - MVSTBW 2,5/ 8-ST-5,08 - 1792812

### Accessories

Marker card - SK 5,08/3,8:UNBEDRUCKT - 0805412



Marker card, Card, white, unlabeled, can be labeled with: Marker pen, mounting type: adhesive, for terminal block width: 5.08 mm, lettering field size: 5.08 x 3.8 mm

---

### Additional products

Feed-through header - MSTBW 2,5/ 8-G-5,08 - 1735824



PCB header, nominal cross section: 2.5 mm<sup>2</sup>, color: green, nominal current: 12 A, rated voltage (III/2): 320 V, contact surface: Tin, type of contact: Male connector, Number of potentials: 8, Number of rows: 1, Number of positions per row: 8, number of connections: 8, product range: MSTBW 2,5/..-G, pitch: 5.08 mm, mounting: Wave soldering, pin layout: Linear pinning, solder pin [P]: 3.5 mm, Stecksystem: CLASSIC COMBICON, Locking: without, type of packaging: packed in cardboard

---

Printed-circuit board connector - MSTBVA 2,5/ 8-G-5,08 - 1755794



PCB header, nominal cross section: 2.5 mm<sup>2</sup>, color: green, nominal current: 12 A, rated voltage (III/2): 320 V, contact surface: Tin, type of contact: Male connector, Number of potentials: 8, Number of rows: 1, Number of positions per row: 8, number of connections: 8, product range: MSTBVA 2,5/..-G, pitch: 5.08 mm, mounting: Wave soldering, pin layout: Linear pinning, solder pin [P]: 3.9 mm, Stecksystem: CLASSIC COMBICON, Locking: without, type of packaging: packed in cardboard

---

Printed-circuit board connector - MSTBA 2,5/ 8-G-5,08 - 1757307



PCB header, nominal cross section: 2.5 mm<sup>2</sup>, color: green, nominal current: 12 A, rated voltage (III/2): 320 V, contact surface: Tin, type of contact: Male connector, Number of potentials: 8, Number of rows: 1, Number of positions per row: 8, number of connections: 8, product range: MSTBA 2,5/..-G, pitch: 5.08 mm, mounting: Wave soldering, pin layout: Linear pinning, solder pin [P]: 3.5 mm, Stecksystem: CLASSIC COMBICON, Locking: without, type of packaging: packed in cardboard

---

Feed-through header - MSTBV 2,5/ 8-G-5,08 - 1758076



PCB header, nominal cross section: 2.5 mm<sup>2</sup>, color: green, nominal current: 12 A, rated voltage (III/2): 320 V, contact surface: Tin, type of contact: Male connector, Number of potentials: 8, Number of rows: 1, Number of positions per row: 8, number of connections: 8, product range: MSTBV 2,5/..-G, pitch: 5.08 mm, mounting: Wave soldering, pin layout: Linear pinning, solder pin [P]: 3.9 mm, Stecksystem: CLASSIC COMBICON, Locking: without, type of packaging: packed in cardboard

## Printed-circuit board connector - MVSTBW 2,5/ 8-ST-5,08 - 1792812

### Accessories

#### Feed-through header - MSTB 2,5/ 8-G-5,08 - 1759075



PCB header, nominal cross section: 2.5 mm<sup>2</sup>, color: green, nominal current: 12 A, rated voltage (III/2): 320 V, contact surface: Tin, type of contact: Male connector, Number of potentials: 8, Number of rows: 1, Number of positions per row: 8, number of connections: 8, product range: MSTB 2,5/..-G, pitch: 5.08 mm, mounting: Wave soldering, pin layout: Linear pinning, solder pin [P]: 3.5 mm, Stecksystem: CLASSIC COMBICON, Locking: without, type of packaging: packed in cardboard

#### Feed-through header - MDSTB 2,5/ 8-G1-5,08 - 1762431



PCB header, nominal cross section: 2.5 mm<sup>2</sup>, color: green, nominal current: 10 A, rated voltage (III/2): 320 V, contact surface: Tin, type of contact: Male connector, Number of potentials: 16, Number of rows: 2, Number of positions per row: 8, number of connections: 16, product range: MDSTB 2,5/..-G1, pitch: 5.08 mm, mounting: Wave soldering, pin layout: Linear pinning, solder pin [P]: 3.5 mm, Stecksystem: CLASSIC COMBICON, Locking: without, type of packaging: packed in cardboard, In combination with MVSTB or FKCV plug components, both an MVSTBW (or FKCVW) and an MVSTBR plug (or FKCVR) must be used. Combination with TMSTBP plug components is not possible!

#### Feed-through header - MDSTBV 2,5/ 8-G1-5,08 - 1762567



PCB header, nominal cross section: 2.5 mm<sup>2</sup>, color: green, nominal current: 10 A, rated voltage (III/2): 320 V, contact surface: Tin, type of contact: Male connector, Number of potentials: 16, Number of rows: 2, Number of positions per row: 8, number of connections: 16, product range: MDSTBV 2,5/..-G1, pitch: 5.08 mm, mounting: Wave soldering, pin layout: Linear pinning, solder pin [P]: 3.9 mm, Stecksystem: CLASSIC COMBICON, Locking: without, type of packaging: packed in cardboard, In combination with MVSTB or FKCV plug components, both an MVSTBW (or FKCVW) and an MVSTBR plug (or FKCVR) must be used. Combination with TMSTBP plug components is not possible!

#### Feed-through header - SMSTBA 2,5/ 8-G-5,08 - 1767436



PCB header, nominal cross section: 2.5 mm<sup>2</sup>, color: green, nominal current: 12 A, rated voltage (III/2): 320 V, contact surface: Tin, type of contact: Male connector, Number of potentials: 8, Number of rows: 1, Number of positions per row: 8, number of connections: 8, product range: SMSTBA 2,5/..-G, pitch: 5.08 mm, mounting: Wave soldering, pin layout: Linear pinning, solder pin [P]: 3.5 mm, Stecksystem: CLASSIC COMBICON, Locking: without, type of packaging: packed in cardboard

#### Printed-circuit board connector - SMSTB 2,5/ 8-G-5,08 - 1769528



PCB header, nominal cross section: 2.5 mm<sup>2</sup>, color: green, nominal current: 12 A, rated voltage (III/2): 320 V, contact surface: Tin, type of contact: Male connector, Number of potentials: 8, Number of rows: 1, Number of positions per row: 8, number of connections: 8, product range: SMSTB 2,5/..-G, pitch: 5.08 mm, mounting: Wave soldering, pin layout: Linear pinning, solder pin [P]: 3.5 mm, Stecksystem: CLASSIC COMBICON, Locking: without, type of packaging: packed in cardboard

## Printed-circuit board connector - MVSTBW 2,5/ 8-ST-5,08 - 1792812

### Accessories

#### Feed-through header - MSTBA 2,5/ 8-G-5,08-LA - 1771008



PCB header, color: green, contact surface: Tin, Number of positions per row: 8, product range: MSTBA 2,5/..-G -LA, pitch: 5.08 mm, pin layout: Linear pinning, solder pin [P]: 3.5 mm, type of packaging: packed in cardboard

#### Feed-through header - MSTBV 2,5/ 8-GEH-5,08 - 1808528



PCB header, nominal cross section: 2.5 mm<sup>2</sup>, color: green, nominal current: 12 A, rated voltage (III/2): 320 V, contact surface: Tin, type of contact: Male connector, Number of potentials: 8, Number of rows: 1, Number of positions per row: 8, number of connections: 8, product range: MSTBV 2,5/..-GEH, pitch: 5.08 mm, mounting: Wave soldering, pin layout: Linear pinning, solder pin [P]: 3.9 mm, Stecksystem: CLASSIC COMBICON, Locking: without, type of packaging: packed in cardboard

#### Feed-through header - MDSTB 2,5/ 8-G-5,08 - 1840052



PCB header, nominal cross section: 2.5 mm<sup>2</sup>, color: green, nominal current: 10 A, rated voltage (III/2): 320 V, contact surface: Tin, type of contact: Male connector, Number of potentials: 16, Number of rows: 2, Number of positions per row: 8, number of connections: 16, product range: MDSTB 2,5/..-G, pitch: 5.08 mm, mounting: Wave soldering, pin layout: Linear pinning, solder pin [P]: 3.2 mm, Stecksystem: CLASSIC COMBICON, Locking: without, type of packaging: packed in cardboard, Can be aligned! Mounting flange: Order No. 1736771, 1736768. In combination with MVSTB or FKCV plug components, both an MVSTBW (or FKCVW) and an MVSTBR plug (or FKCVR) must be used. Combination with TMSTBP plug components is not possible!

#### Feed-through header - MDSTBA 2,5/ 8-G-5,08 - 1842128



PCB header, nominal cross section: 2.5 mm<sup>2</sup>, color: green, nominal current: 10 A, rated voltage (III/2): 320 V, contact surface: Tin, type of contact: Male connector, Number of potentials: 16, Number of rows: 2, Number of positions per row: 8, number of connections: 16, product range: MDSTBA 2,5/..-G, pitch: 5.08 mm, mounting: Wave soldering, pin layout: Linear pinning, solder pin [P]: 3.2 mm, Stecksystem: CLASSIC COMBICON, Locking: without, type of packaging: packed in cardboard, The article can be aligned to create different nos. of positions! In combination with MVSTB or FKCV plug components, both an MVSTBW (or FKCVW) and an MVSTBR plug (or FKCVR) must be used. Combination with TMSTBP plug components is not possible!

#### Feed-through header - MDSTBW 2,5/ 8-G-5,08 - 1842270



PCB header, nominal cross section: 2.5 mm<sup>2</sup>, color: green, nominal current: 10 A, rated voltage (III/2): 320 V, contact surface: Tin, type of contact: Male connector, Number of potentials: 16, Number of rows: 2, Number of positions per row: 8, number of connections: 16, product range: MDSTBW 2,5/..-G, pitch: 5.08 mm, mounting: Wave soldering, pin layout: Linear pinning, solder pin [P]: 3.8 mm, Stecksystem: CLASSIC COMBICON, Locking: without, type of packaging: packed in cardboard, The article can be aligned to create different nos. of positions! In combination with MVSTB or FKCV plug components, both an MVSTBW (or FKCVW) and an MVSTBR plug (or FKCVR) must be used. Combination with TMSTBP plug components is not possible!

## Printed-circuit board connector - MVSTBW 2,5/ 8-ST-5,08 - 1792812

### Accessories

---

#### Feed-through header - MDSTBVA 2,5/ 8-G-5,08 - 1845390



PCB header, nominal cross section: 2.5 mm<sup>2</sup>, color: green, nominal current: 10 A, rated voltage (III/2): 320 V, contact surface: Tin, type of contact: Male connector, Number of potentials: 16, Number of rows: 2, Number of positions per row: 8, number of connections: 16, product range: MDSTBVA 2,5/..-G, pitch: 5.08 mm, mounting: Wave soldering, pin layout: Linear pinning, solder pin [P]: 3.9 mm, Stecksystem: CLASSIC COMBICON, Locking: without, type of packaging: packed in cardboard, The article can be aligned to create different nos. of positions! In combination with MVSTB or FKCV plug components, both an MVSTBW (or FKCVW) and an MVSTBR plug (or FKCVR) must be used. Combination with TMSTBP plug components is not possible!

---

#### Printed-circuit board connector - MDSTBV 2,5/ 8-G-5,08 - 1845549



PCB header, nominal cross section: 2.5 mm<sup>2</sup>, color: green, nominal current: 10 A, rated voltage (III/2): 320 V, contact surface: Tin, type of contact: Male connector, Number of potentials: 16, Number of rows: 2, Number of positions per row: 8, number of connections: 16, product range: MDSTBV 2,5/..-G, pitch: 5.08 mm, mounting: Wave soldering, pin layout: Linear pinning, solder pin [P]: 3.5 mm, Stecksystem: CLASSIC COMBICON, Locking: without, type of packaging: packed in cardboard, Can be aligned! Mounting flange: Order No. 1836477, 1836480. In combination with MVSTB or FKCV plug components, both an MVSTBW (or FKCVW) and an MVSTBR plug (or FKCVR) must be used. Combination with TMSTBP plug components is not possible!

---

#### Feed-through header - MSTBO 2,5/ 8-GR-5,08 - 1847165



PCB header, nominal cross section: 2.5 mm<sup>2</sup>, color: green, nominal current: 8 A, rated voltage (III/2): 320 V, contact surface: Tin, type of contact: Male connector, Number of potentials: 8, Number of rows: 1, Number of positions per row: 8, number of connections: 8, product range: MSTBO 2,5/..-GR, pitch: 5.08 mm, mounting: Wave soldering, pin layout: Linear pinning, solder pin [P]: 3.2 mm, Stecksystem: CLASSIC COMBICON, Locking: without, type of packaging: packed in cardboard

---

#### Feed-through header - MSTBO 2,5/ 8-GL-5,08 - 1850495



PCB header, nominal cross section: 2.5 mm<sup>2</sup>, color: green, nominal current: 8 A, rated voltage (III/2): 320 V, contact surface: Tin, type of contact: Male connector, Number of potentials: 8, Number of rows: 1, Number of positions per row: 8, number of connections: 8, product range: MSTBO 2,5/..-GL, pitch: 5.08 mm, mounting: Wave soldering, pin layout: Linear pinning, solder pin [P]: 3.2 mm, Stecksystem: CLASSIC COMBICON, Locking: without, type of packaging: packed in cardboard

---

## Printed-circuit board connector - MVSTBW 2,5/ 8-ST-5,08 - 1792812

### Accessories

#### Feed-through header - EMSTBVA 2,5/ 8-G-5,08 - 1859577



PCB headers, nominal cross section: 2.5 mm<sup>2</sup>, color: green, nominal current: 12 A, rated voltage (III/2): 320 V, contact surface: Tin, type of contact: Male connector, Number of potentials: 8, Number of rows: 1, Number of positions per row: 8, number of connections: 8, product range: EMSTBVA 2,5/..-G, pitch: 5.08 mm, mounting: Press-in technology, pin layout: Linear pinning, solder pin [P]: 3.9 mm, Stecksystem: CLASSIC COMBICON, Locking: without, type of packaging: packed in cardboard

#### Printed-circuit board connector - DFK-MSTBA 2,5/ 8-G-5,08 - 1898897



Feed-through header, nominal cross section: 2.5 mm<sup>2</sup>, color: green, nominal current: 12 A, rated voltage (III/2): 320 V, contact surface: Tin, type of contact: Male connector, Number of potentials: 8, Number of rows: 1, Number of positions per row: 8, number of connections: 8, product range: DFK-MSTBA 2,5/..-G, pitch: 5.08 mm, mounting: Wave soldering, pin layout: Linear pinning, solder pin [P]: 3.2 mm, Stecksystem: CLASSIC COMBICON, Locking: without, type of packaging: packed in cardboard

#### Printed-circuit board connector - DFK-MSTBVA 2,5/ 8-G-5,08 - 1899197



Feed-through header, nominal cross section: 2.5 mm<sup>2</sup>, color: green, nominal current: 12 A, rated voltage (III/2): 320 V, contact surface: Tin, type of contact: Male connector, Number of potentials: 8, Number of rows: 1, Number of positions per row: 8, number of connections: 8, product range: DFK-MSTBVA 2,5/..-G, pitch: 5.08 mm, mounting: Wave soldering, pin layout: Linear pinning, Stecksystem: CLASSIC COMBICON, Locking: without, type of packaging: packed in cardboard

#### Printed-circuit board connector - MSTBA 2,5/ 8-G-5,08 THT-R56 - 1937295



PCB headers, color: black, contact surface: Tin, Number of positions per row: 8, product range: MSTBA 2,5/..-G-THT, pitch: 5.08 mm, pin layout: Linear pinning, solder pin [P]: 2.9 mm, User information and design recommendations for through hole reflow technology can be found under: Downloads

#### Feed-through header - MSTBVA 2,5/ 8-G-5,08 THT-R56 - 1940473



PCB headers, color: black, contact surface: Tin, Number of positions per row: 8, product range: MSTBVA 2,5/..-G-THT, pitch: 5.08 mm, pin layout: Linear pinning, solder pin [P]: 3.9 mm, type of packaging: packed in cardboard, User information and design recommendations for through hole reflow technology can be found under: Downloads



## Printed-circuit board connector - MVSTBW 2,5/ 8-ST-5,08 - 1792812

### Accessories

#### Printed-circuit board connector - CC 2,5/ 8-G-5,08 P26THR - 1954537



PCB header, nominal cross section: 2.5 mm<sup>2</sup>, color: black, nominal current: 12 A, rated voltage (III/2): 320 V, contact surface: Tin, type of contact: Male connector, Number of potentials: 8, Number of rows: 1, Number of positions per row: 8, number of connections: 8, product range: CC 2,5/..-G, pitch: 5.08 mm, mounting: THR soldering, pin layout: Linear pinning, solder pin [P]: 2.6 mm, Stecksystem: CLASSIC COMBICON, Locking: without, type of packaging: packed in cardboard, User information and design recommendations for through hole reflow technology can be found under: [Downloads](#)

#### Printed-circuit board connector - CC 2,5/ 8-G-5,08 P26THRR56 - 1954647



PCB header, nominal cross section: 2.5 mm<sup>2</sup>, color: black, nominal current: 12 A, rated voltage (III/2): 320 V, contact surface: Tin, type of contact: Male connector, Number of potentials: 8, Number of rows: 1, Number of positions per row: 8, number of connections: 8, product range: CC 2,5/..-G, pitch: 5.08 mm, mounting: THR soldering, pin layout: Linear pinning, solder pin [P]: 2.6 mm, Stecksystem: CLASSIC COMBICON, Locking: without, type of packaging: 56 mm wide tape, User information and design recommendations for through hole reflow technology can be found under: [Downloads](#)

#### Printed-circuit board connector - CCA 2,5/ 8-G-5,08 P26THR - 1954980



PCB header, nominal cross section: 2.5 mm<sup>2</sup>, color: black, nominal current: 12 A, rated voltage (III/2): 320 V, contact surface: Tin, type of contact: Male connector, Number of potentials: 8, Number of rows: 1, Number of positions per row: 8, number of connections: 8, product range: CCA 2,5/..-G, pitch: 5.08 mm, mounting: THR soldering, pin layout: Linear pinning, solder pin [P]: 2.6 mm, Stecksystem: CLASSIC COMBICON, Locking: without, type of packaging: packed in cardboard, User information and design recommendations for through hole reflow technology can be found under: [Downloads](#)

#### Printed-circuit board connector - CCA 2,5/ 8-G-5,08 P26THRR56 - 1955099



PCB header, nominal cross section: 2.5 mm<sup>2</sup>, color: black, nominal current: 12 A, rated voltage (III/2): 320 V, contact surface: Tin, type of contact: Male connector, Number of potentials: 8, Number of rows: 1, Number of positions per row: 8, number of connections: 8, product range: CCA 2,5/..-G, pitch: 5.08 mm, mounting: THR soldering, pin layout: Linear pinning, solder pin [P]: 2.6 mm, Stecksystem: CLASSIC COMBICON, Locking: without, type of packaging: 56 mm wide tape, User information and design recommendations for through hole reflow technology can be found under: [Downloads](#)

#### Printed-circuit board connector - CCV 2,5/ 8-G-5,08 P26THR - 1955471



PCB header, nominal cross section: 2.5 mm<sup>2</sup>, color: black, nominal current: 12 A, rated voltage (III/2): 320 V, contact surface: Tin, type of contact: Male connector, Number of potentials: 8, Number of rows: 1, Number of positions per row: 8, number of connections: 8, product range: CCV 2,5/..-G, pitch: 5.08 mm, mounting: THR soldering, pin layout: Linear pinning, solder pin [P]: 2.6 mm, Stecksystem: CLASSIC COMBICON, Locking: without, type of packaging: packed in cardboard, User information and design recommendations for through hole reflow technology can be found under: [Downloads](#)



## Printed-circuit board connector - MVSTBW 2,5/ 8-ST-5,08 - 1792812

### Accessories

#### Printed-circuit board connector - CCV 2,5/ 8-G-5,08 P26THRR56 - 1955581



PCB header, nominal cross section: 2.5 mm<sup>2</sup>, color: black, nominal current: 12 A, rated voltage (III/2): 320 V, contact surface: Tin, type of contact: Male connector, Number of potentials: 8, Number of rows: 1, Number of positions per row: 8, number of connections: 8, product range: CCV 2,5/..-G, pitch: 5.08 mm, mounting: THR soldering, pin layout: Linear pinning, solder pin [P]: 2.6 mm, Stecksystem: CLASSIC COMBICON, Locking: without, type of packaging: 56 mm wide tape, User information and design recommendations for through hole reflow technology can be found under: Downloads

#### Printed-circuit board connector - CCVA 2,5/ 8-G-5,08 P26THR - 1955918



PCB header, nominal cross section: 2.5 mm<sup>2</sup>, color: black, nominal current: 12 A, rated voltage (III/2): 320 V, contact surface: Tin, type of contact: Male connector, Number of potentials: 8, Number of rows: 1, Number of positions per row: 8, number of connections: 8, product range: CCVA 2,5/..-G, pitch: 5.08 mm, mounting: THR soldering, pin layout: Linear pinning, solder pin [P]: 2.6 mm, Stecksystem: CLASSIC COMBICON, Locking: without, type of packaging: packed in cardboard, User information and design recommendations for through hole reflow technology can be found under: Downloads

#### Printed-circuit board connector - CCVA 2,5/ 8-G-5,08 P26THRR56 - 1956027



PCB header, nominal cross section: 2.5 mm<sup>2</sup>, color: black, nominal current: 12 A, rated voltage (III/2): 320 V, contact surface: Tin, type of contact: Male connector, Number of potentials: 8, Number of rows: 1, Number of positions per row: 8, number of connections: 8, product range: CCVA 2,5/..-G, pitch: 5.08 mm, mounting: THR soldering, pin layout: Linear pinning, solder pin [P]: 2.6 mm, Stecksystem: CLASSIC COMBICON, Locking: without, type of packaging: 56 mm wide tape, User information and design recommendations for through hole reflow technology can be found under: Downloads

#### Printed-circuit board connector - CCA 2,5/ 8-GL-5,08P26THRR56 - 1959192



PCB headers, nominal cross section: 2.5 mm<sup>2</sup>, color: black, nominal current: 12 A, rated voltage (III/2): 320 V, contact surface: Tin, type of contact: Male connector, Number of rows: 1, Number of positions per row: 8, product range: CCA 2,5/..-G, pitch: 5.08 mm, mounting: THR soldering, pin layout: Linear pinning, solder pin [P]: 2.6 mm, Stecksystem: CLASSIC COMBICON, Locking: without, type of packaging: 56 mm wide tape, Two-in-one – Pin strips must always be made up of a left (L) and a right (R) segment. Please allow for the corresponding counterpart from the accessories to complete the THR pin strip.

#### Printed-circuit board connector - CCA 2,5/ 8-GR-5,08P26THRR56 - 1959338



PCB headers, nominal cross section: 2.5 mm<sup>2</sup>, color: black, nominal current: 12 A, rated voltage (III/2): 320 V, contact surface: Tin, type of contact: Male connector, Number of rows: 1, Number of positions per row: 8, product range: CCA 2,5/..-G, pitch: 5.08 mm, mounting: THR soldering, pin layout: Linear pinning, solder pin [P]: 2.6 mm, Stecksystem: CLASSIC COMBICON, Locking: without, type of packaging: 56 mm wide tape, Two-in-one – Pin strips must always be made up of a left (L) and a right (R) segment. Please allow for the corresponding counterpart from the accessories to complete the THR pin strip.

## Printed-circuit board connector - MVSTBW 2,5/ 8-ST-5,08 - 1792812

### Accessories

#### Printed-circuit board connector - CCVA 2,5/ 8-GL-5,08P26THR - 1959969



PCB headers, nominal cross section: 2.5 mm<sup>2</sup>, color: black, nominal current: 12 A, rated voltage (III/2): 320 V, contact surface: Tin, type of contact: Male connector, Number of rows: 1, Number of positions per row: 8, product range: CCVA 2,5/..-G, pitch: 5.08 mm, mounting: THR soldering, pin layout: Linear pinning, solder pin [P]: 2.6 mm, Stecksystem: CLASSIC COMBICON, Locking: without, type of packaging: packed in cardboard, Two-in-one – Pin strips must always be made up of a left (L) and a right (R) segment. Please allow for the corresponding counterpart from the accessories to complete the THR pin strip.

---

#### Printed-circuit board connector - CCVA 2,5/ 8-GL-5,08P26THRR56 - 1960068



PCB headers, nominal cross section: 2.5 mm<sup>2</sup>, color: black, nominal current: 12 A, rated voltage (III/2): 320 V, contact surface: Tin, type of contact: Male connector, Number of rows: 1, Number of positions per row: 8, product range: CCVA 2,5/..-G, pitch: 5.08 mm, mounting: THR soldering, pin layout: Linear pinning, solder pin [P]: 2.6 mm, Stecksystem: CLASSIC COMBICON, Locking: without, Two-in-one – Pin strips must always be made up of a left (L) and a right (R) segment. Please allow for the corresponding counterpart from the accessories to complete the THR pin strip.

---

#### Printed-circuit board connector - CCVA 2,5/ 8-GR-5,08P26THR - 1960149



PCB headers, nominal cross section: 2.5 mm<sup>2</sup>, color: black, nominal current: 12 A, rated voltage (III/2): 320 V, contact surface: Tin, type of contact: Male connector, Number of rows: 1, Number of positions per row: 8, product range: CCVA 2,5/..-G, pitch: 5.08 mm, mounting: THR soldering, pin layout: Linear pinning, solder pin [P]: 2.6 mm, Stecksystem: CLASSIC COMBICON, Locking: without, type of packaging: packed in cardboard, Two-in-one – Pin strips must always be made up of a left (L) and a right (R) segment. Please allow for the corresponding counterpart from the accessories to complete the THR pin strip.