

## Base strip - MSTBV 2,5/ 9-GF-5,08 - 1777141

Please be informed that the data shown in this PDF Document is generated from our Online Catalog. Please find the complete data in the user's documentation. Our General Terms of Use for Downloads are valid (<http://phoenixcontact.com/download>)

Header, Nominal current: 12 A, Rated voltage (III/2): 320 V, Number of positions: 9, Pitch: 5.08 mm, Color: green, Contact surface: Tin, Mounting: Wave soldering




The figure shows a 10-position version of the product

### Why buy this product

- Versions with threaded flange
- Plug-in direction vertical to the PCB



### Key Commercial Data

Packing unit	100 STK
GTIN	 4 017918 039318

### Technical data

#### Dimensions

Length	8.6 mm
Pitch	5.08 mm
Dimension a	40.64 mm
Width	55.88 mm
Constructional height	12 mm
Height	15.9 mm
Length of the solder pin	3.9 mm
Pin dimensions	1 x 1 mm
Hole diameter	1.4 mm

#### General

Range of articles	MSTBV 2,5/...-GF
Insulating material group	IIIa
Rated surge voltage (III/3)	4 kV

# Base strip - MSTBV 2,5/ 9-GF-5,08 - 1777141

## Technical data

### General

Rated surge voltage (III/2)	4 kV
Rated surge voltage (II/2)	4 kV
Rated voltage (III/3)	250 V
Rated voltage (III/2)	320 V
Rated voltage (II/2)	400 V
Connection in acc. with standard	EN-VDE
Nominal current I <sub>N</sub>	12 A
Maximum load current	12 A
Insulating material	PBT
Flammability rating according to UL 94	V0
Color	green
Number of positions	9

### Standards and Regulations

Connection in acc. with standard	EN-VDE
	CSA
Flammability rating according to UL 94	V0

## Classifications

### eCl@ss

eCl@ss 4.0	272607xx
eCl@ss 4.1	27260701
eCl@ss 5.0	27260701
eCl@ss 5.1	27260701
eCl@ss 6.0	27260704
eCl@ss 7.0	27440402
eCl@ss 8.0	27440402
eCl@ss 9.0	27440402

### ETIM

ETIM 3.0	EC001121
ETIM 4.0	EC002637
ETIM 5.0	EC002637

### UNSPSC

UNSPSC 6.01	30211810
UNSPSC 7.0901	39121409
UNSPSC 11	39121409
UNSPSC 12.01	39121409
UNSPSC 13.2	39121409

# Base strip - MSTBV 2,5/ 9-GF-5,08 - 1777141

## Approvals

### Approvals

---

#### Approvals

CSA / VDE Gutachten mit Fertigungsüberwachung / GL / RS / IECEx CB Scheme / EAC / cULus Recognized

---


#### Ex Approvals


---

#### Approvals submitted

---


### Approval details

CSA 		
	B	D
Nominal current IN	12 A	10 A
Nominal voltage UN	300 V	300 V

VDE Gutachten mit Fertigungsüberwachung 	
Nominal current IN	12 A
Nominal voltage UN	250 V

GL
----

RS
----

IECEE CB Scheme 	
Nominal current IN	12 A
Nominal voltage UN	250 V

EAC
-----

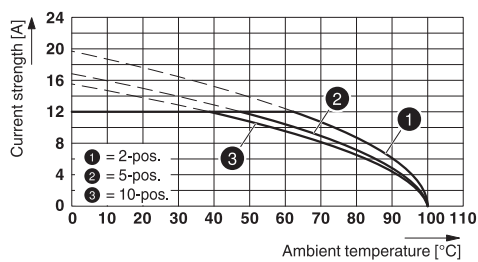
# Base strip - MSTBV 2,5/ 9-GF-5,08 - 1777141

## Approvals

cULus Recognized		
	B	D
Nominal current I <sub>N</sub>	12 A	10 A
Nominal voltage U <sub>N</sub>	300 V	300 V

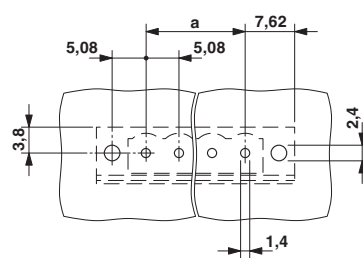
## Drawings

Diagram

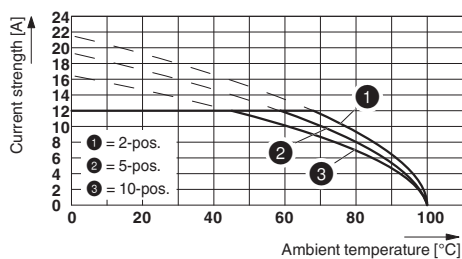


Type: TVMSTB 2,5/...-STF-5,08 with MSTBV 2,5/...-GF-5,08

Drilling diagram



Diagram



Type: TFKC 2,5/...-STF-5,08 with MSTBV 2,5/...-GF-5,08

Dimensional drawing

