


PCB terminal block - MKDSN 1,5/ 3-5,08 - 1729131

Please be informed that the data shown in this PDF Document is generated from our Online Catalog. Please find the complete data in the user's documentation. Our General Terms of Use for Downloads are valid (<http://phoenixcontact.com/download>)

PCB terminal block, nominal current: 13.5 A, rated voltage (III/2): 400 V, nominal cross section: 1.5 mm², number of potentials: 3, Number of rows: 1, Number of positions per row: 3, product range: MKDSN 1,5, pitch: 5.08 mm, connection method: Screw connection with tension sleeve, screw head form: L Slotted, mounting: Wave soldering, conductor/PCB connection direction: 0 °, color: green, Pin layout: Linear pinning, Solder pin [P]: 3.5 mm, type of packaging: packed in cardboard




The figure shows a 10-position version of the product

Your advantages

- ✓ Well-known connection principle allows worldwide use
- ✓ Low temperature rise, thanks to maximum contact force
- ✓ Allows connection of two conductors
- ✓ Extremely small design for the respective conductor cross section
- ✓ The latching on the side enables various numbers of positions to be combined



Key Commercial Data

| | |
|--------------------------------------|---|
| Packing unit | 1 pc |
| Minimum order quantity | 250 pc |
| GTIN |  4 017918 026004 |
| GTIN | 4017918026004 |
| Weight per Piece (excluding packing) | 2.800 g |
| Custom tariff number | 85369010 |
| Country of origin | Germany |

Technical data

Item properties

| | |
|---------------------------|--------------------|
| Brief article description | PCB terminal block |
| Range of articles | MKDSN 1,5 |

PCB terminal block - MKDSN 1,5/ 3-5,08 - 1729131

Technical data

Item properties

| | |
|-----------------------|----------------|
| Pitch | 5.08 mm |
| Number of positions | 3 |
| Drive form screw head | Slotted (L) |
| Screw thread | M3 |
| Mounting type | Wave soldering |
| Pin layout | Linear pinning |
| Number of rows | 1 |
| Number of connections | 3 |
| Number of potentials | 3 |

Electrical parameters

| | |
|-----------------------------|-----------------------------------|
| Nominal current | 13.5 A |
| Nom. voltage | 400 V |
| Contact resistance | Test passed IEC 60512-2-2:2003-05 |
| Rated voltage (III/3) | 250 V |
| Rated voltage (III/2) | 400 V |
| Rated voltage (II/2) | 630 V |
| Rated surge voltage (III/3) | 4 kV |
| Rated surge voltage (III/2) | 4 kV |
| Rated surge voltage (II/2) | 4 kV |

Connection capacity

| | |
|---|---|
| Connection method | Screw connection with tension sleeve |
| pluggable | no |
| Conductor cross section solid | 0.14 mm ² ... 1.5 mm ² |
| Conductor cross section flexible | 0.14 mm ² ... 1.5 mm ² |
| Conductor cross section AWG / kcmil | 26 ... 16 |
| Conductor cross section flexible, with ferrule without plastic sleeve | 0.25 mm ² ... 1 mm ² |
| Conductor cross section, flexible, with ferrule, with plastic sleeve | 0.25 mm ² ... 1.5 mm ² |
| 2 conductors with same cross section, solid | 0.14 mm ² ... 0.75 mm ² |
| 2 conductors with same cross section, flexible | 0.14 mm ² ... 0.75 mm ² |
| 2 conductors with same cross section, flexible, with ferrule without plastic sleeve | 0.25 mm ² ... 0.5 mm ² |
| 2 conductors with the same cross section, flexible, with TWIN ferrule with plastic sleeve | 0.5 mm ² ... 0.75 mm ² |
| Stripping length | 6 mm |
| Torque | 0.5 Nm ... 0.6 Nm |

Material data - contact

PCB terminal block - MKDSN 1,5/ 3-5,08 - 1729131

Technical data

Material data - contact

| | |
|---|---|
| Note | WEEE/RoHS-compliant, free of whiskers according to IEC 60068-2-82/ JEDEC JESD 201 |
| Contact material | Cu alloy |
| Surface characteristics | Tin-plated |
| Metal surface terminal point (top layer) | Tin (5 - 7 µm Sn) |
| Metal surface terminal point (middle layer) | Nickel (2 - 3 µm Ni) |
| Metal surface soldering area (top layer) | Tin (5 - 7 µm Sn) |
| Metal surface soldering area (middle layer) | Nickel (2 - 3 µm Ni) |

Material data - housing

| | |
|---|--------------|
| Housing color | green (6021) |
| Insulating material | PA |
| Insulating material group | I |
| CTI according to IEC 60112 | 600 |
| Flammability rating according to UL 94 | V0 |
| Glow wire flammability index GWFI according to EN 60695-2-12 | 850 |
| Glow wire ignition temperature GWIT according to EN 60695-2-13 | 775 |
| Temperature for the ball pressure test according to EN 60695-10-2 | 125 °C |

Dimensions for the product

| | |
|-----------------------------|--|
| Caption | Schematische Abbildung - weitere Details siehe Produktfamilienzeichnung im Download Center |
| Length [l] | 8.1 mm |
| Width [w] | 15.24 mm |
| Height [h] | 13.5 mm |
| Pitch | 5.08 mm |
| Height (without solder pin) | 10 mm |
| Solder pin [P] | 3.5 mm |
| Pin dimensions | 0.5 x 1 mm |

Dimensions for PCB design

| | |
|---------------|--------|
| Hole diameter | 1.3 mm |
|---------------|--------|

Packaging information

| | |
|----------------------------|---------------------|
| Type of packaging | packed in cardboard |
| Pieces per package | 250 |
| Denomination packing units | Pcs. |

General product information

| | |
|--------------|---------------------|
| Type of note | Note on application |
|--------------|---------------------|

PCB terminal block - MKDSN 1,5/ 3-5,08 - 1729131

Technical data

General product information

| | |
|------|--|
| Note | For safe conductor connection, always adhere to a defined tightening torque. Particularly in the case of PCB terminal blocks with two or three positions, the individual solder pin for each contact point cannot compensate for this. That is why the terminal blocks must be supported during conductor connection (held with one hand, support on the housing). |
|------|--|

Ambient conditions

| | |
|---|---|
| Ambient temperature (storage/transport) | -40 °C ... 70 °C |
| Relative humidity (storage/transport) | 30 % ... 70 % |
| Ambient temperature (assembly) | -5 °C ... 100 °C |
| Ambient temperature (operation) | -40 °C ... 100 °C (Depending on the current carrying capacity/derating curve) |

Termination and connection method

| | |
|--|---------------------|
| Test for conductor damage and slackening | IEC 60999-1:1999-11 |
| | Test passed |

Pull-out test

| | |
|--|--|
| Pull-out test | IEC 60999-1:1999-11 |
| Conductor cross section / conductor type / tensile force | 0.14 mm ² / solid / > 10 N |
| | 0.14 mm ² / flexible / > 10 N |
| | 1.5 mm ² / solid / > 40 N |
| | 1.5 mm ² / flexible / > 40 N |

Mechanical tests according to standard

| | |
|--------------------|---------------|
| Test specification | IEC 60947-7-4 |
|--------------------|---------------|

Electrical tests

| | |
|-----------------------------|---------------------|
| Rated current | 13.5 A |
| Conductor cross section | 1.5 mm ² |
| Rated voltage (III/2) | 400 V |
| Rated surge voltage (III/2) | 4 kV |

Air clearances and creepage distances

| | |
|---|---|
| Clearances and creepage distances | IEC 60947-1:2007-06 + A1:2010-12 + A2:2014-09 |
| Specification | IEC 60947-1:2007-06 + A1:2010-12 + A2:2014-09 |
| Minimum clearance - inhomogeneous field (III/3) | 3 mm |
| Minimum clearance - inhomogeneous field (III/2) | 3 mm |
| Minimum clearance - inhomogeneous field (II/2) | 3 mm |
| Minimum creepage distance value (III/3) | 3.2 mm |
| Minimum creepage distance value (III/2) | 2 mm |
| Minimum creepage distance value (II/2) | 3.2 mm |

PCB terminal block - MKDSN 1,5/ 3-5,08 - 1729131

Technical data

Air clearances and creepage distances

| | |
|----------------------------------|---|
| Note on connection cross section | With connected conductor 1.5 mm ² (solid). |
|----------------------------------|---|

Temperature-rise test

| | |
|-----------------------------------|--|
| Specification | IEC 60947-7-4:2019-01 |
| Requirement temperature-rise test | The sum of ambient temperature and temperature rise of the PCB terminal block shall not exceed the upper limiting temperature. |

Current carrying capacity / derating curves

| | |
|---------|--------------------------|
| Caption | Type: MKDSN 1,5/...-5,08 |
|---------|--------------------------|

Vibration test

| | |
|------------------------|------------------------|
| Specification | IEC 60068-2-6:2007-12 |
| Frequency | 10 - 150 - 10 Hz |
| Sweep speed | 1 octave/min |
| Amplitude | 0.35 mm (10 - 60.1 Hz) |
| Acceleration | 5g (60.1 - 150 Hz) |
| Test duration per axis | 2.5 h |

Insulation resistance

| | |
|--|-----------------------|
| Specification | IEC 60512-3-1:2002-02 |
| Result | Test passed |
| Insulation resistance, neighboring positions | > 5 MΩ |

Glow-wire test

| | |
|------------------|------------------------|
| Specification | IEC 60695-2-10:2013-04 |
| Temperature | 850 °C |
| Time of exposure | 5 s |

Alternating climate test

| | |
|---------------|------------------|
| Result | Test passed |
| Specification | ISO 6988:1985-02 |

Standards and Regulations

| | |
|----------------------------------|--------|
| Connection in acc. with standard | EN-VDE |
| | CSA |

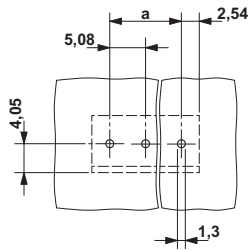
Environmental Product Compliance

| | |
|------------|---|
| REACH SVHC | Lead 7439-92-1 |
| China RoHS | Environmentally Friendly Use Period = 50 years |
| | For details about hazardous substances go to tab "Downloads", Category "Manufacturer's declaration" |

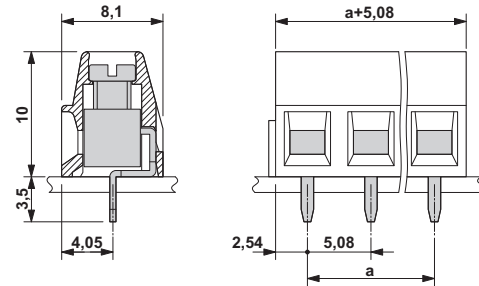
Drawings

PCB terminal block - MKDSN 1,5/ 3-5,08 - 1729131

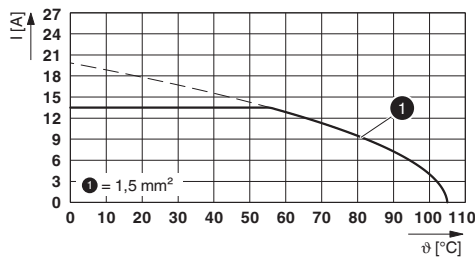
Drilling diagram



Dimensional drawing



Diagram



Type: MKDSN 1,5/...-5,08

Classifications

eCl@ss

| | |
|---------------|----------|
| eCl@ss 10.0.1 | 27440401 |
| eCl@ss 11.0 | 27460101 |
| eCl@ss 4.0 | 27141100 |
| eCl@ss 4.1 | 27141100 |
| eCl@ss 5.0 | 27141100 |
| eCl@ss 5.1 | 27261100 |
| eCl@ss 6.0 | 27261100 |
| eCl@ss 7.0 | 27440401 |
| eCl@ss 9.0 | 27440401 |

ETIM

| | |
|----------|----------|
| ETIM 3.0 | EC001121 |
| ETIM 4.0 | EC002643 |
| ETIM 6.0 | EC002643 |
| ETIM 7.0 | EC002643 |

PCB terminal block - MKDSN 1,5/ 3-5,08 - 1729131

Classifications

UNSPSC

| | |
|---------------|----------|
| UNSPSC 6.01 | 30211801 |
| UNSPSC 7.0901 | 39121432 |
| UNSPSC 11 | 39121432 |
| UNSPSC 12.01 | 39121432 |
| UNSPSC 13.2 | 39121432 |
| UNSPSC 18.0 | 39121432 |
| UNSPSC 19.0 | 39121432 |
| UNSPSC 20.0 | 39121432 |
| UNSPSC 21.0 | 39121432 |

Approvals

Approvals


Approvals

DNV GL / IECCE CB Scheme / SEV / EAC / cULus Recognized

Ex Approvals

Approval details

| | | | |
|--------|---|---|------------|
| DNV GL |  | https://approvalfinder.dnvgl.com/ | TAE00001EV |
|--------|---|---|------------|

| | | | |
|----------------------------|---|---|-------------|
| IECEE CB Scheme |  | http://www.iecee.org/ | CH-10724-A1 |
| Nominal voltage UN | 250 V | | |
| Nominal current IN | 13.5 A | | |
| mm ² /AWG/kcmil | 1.5 | | |

PCB terminal block - MKDSN 1,5/ 3-5,08 - 1729131

Approvals

| | | | |
|----------------------------|--|---|------------|
| SEV | | https://www.eurofins.ch/de/ | IK-4486-A1 |
| Nominal voltage UN | | 250 V | |
| Nominal current IN | | 13.5 A | |
| mm ² /AWG/kcmil | | 1.5 | |

| | | |
|-----|--|---------|
| EAC | | B.01687 |
|-----|--|---------|

| | | | |
|----------------------------|-------|---|-----------------|
| cULus Recognized | | http://database.ul.com/cgi-bin/XYV/template/LISEXT/1FRAME/index.htm | E60425-19770427 |
| | B | D | |
| Nominal voltage UN | 300 V | 300 V | |
| Nominal current IN | 10 A | 10 A | |
| mm ² /AWG/kcmil | 30-14 | 30-14 | |

Accessories

Accessories

Labeled terminal marker

Marker card - SK 5,08/3,8:FORTL.ZAHLEN - 0804293



Marker card, Card, white, labeled, horizontal: consecutive numbers 1 ... 10, 11 ... 20, etc. up to 91 ... (99)100, mounting type: adhesive, for terminal block width: 5.08 mm, lettering field size: 5.08 x 3.8 mm

Marker pen

Marker pen - B-STIFT - 1051993



Marker pen, for manual labeling of unprinted Zack strips, smear-proof and waterproof, line thickness 0.5 mm

PCB terminal block - MKDSN 1,5/ 3-5,08 - 1729131

Accessories

Screwdriver tools

Screwdriver - SZS 0,6X3,5 - 1205053



Actuation tool, for ST terminal blocks, insulated, also suitable for use as a bladed screwdriver, size: 0.6 x 3.5 x 100 mm, 2-component grip, with non-slip grip

Terminal marking

Marker card - SK 5,08/3,8:UNBEDRUCKT - 0805412



Marker card, Card, white, unlabeled, can be labeled with: Marker pen, mounting type: adhesive, for terminal block width: 5.08 mm, lettering field size: 5.08 x 3.8 mm
