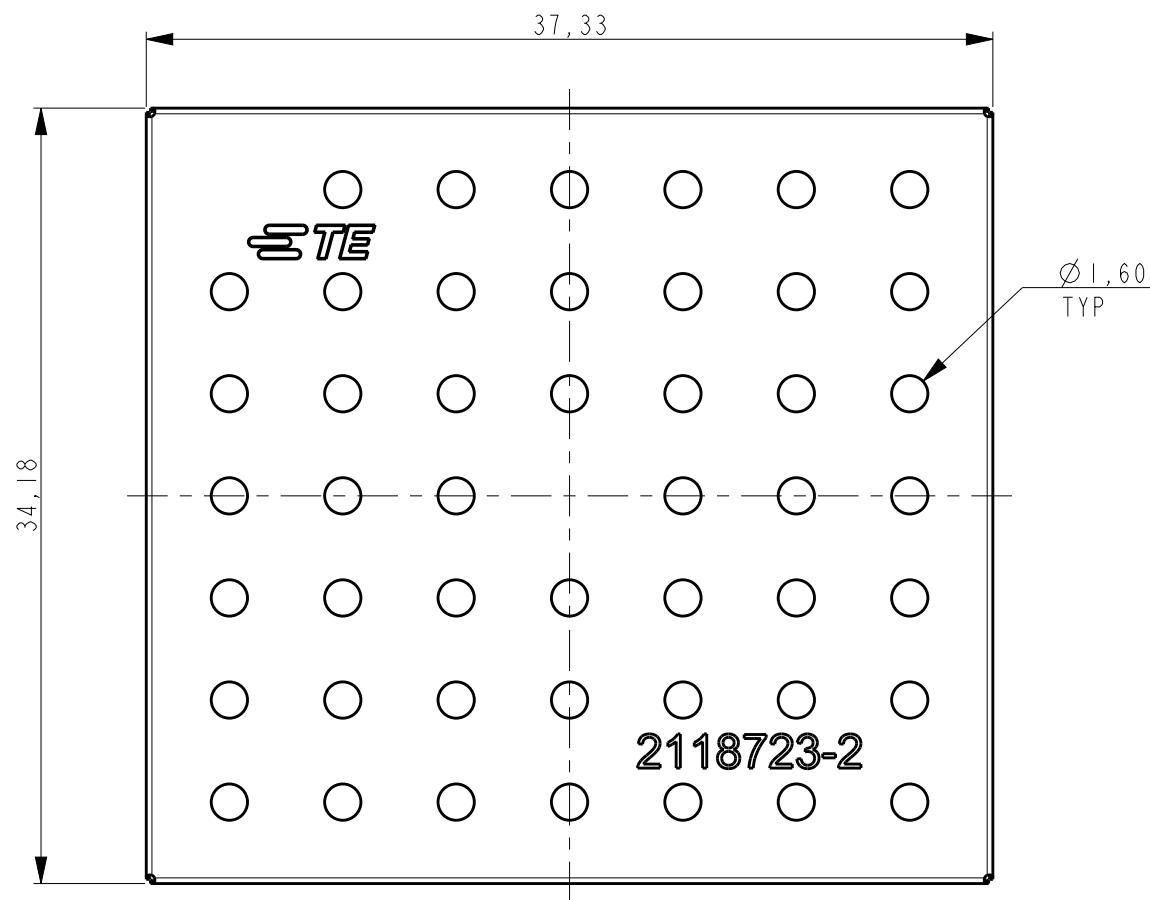
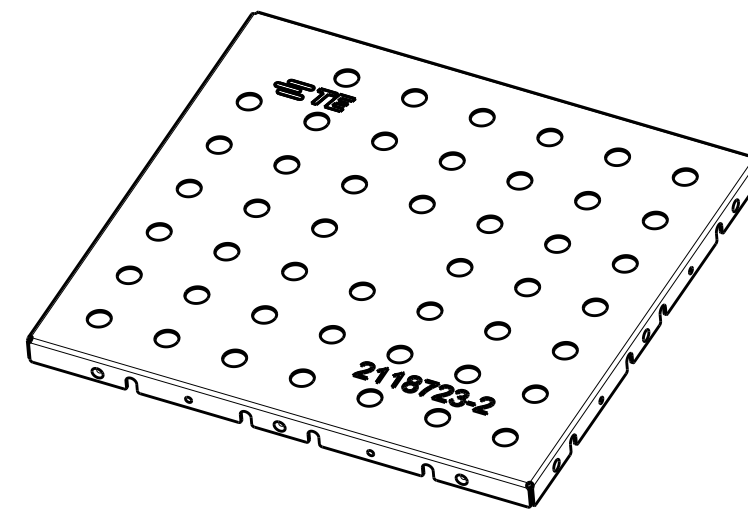


THIS DRAWING IS UNPUBLISHED. RELEASED FOR PUBLICATION
 © COPYRIGHT - BY TYCO ELECTRONICS CORPORATION. ALL RIGHTS RESERVED.

LOC	DIST	REVISIONS					
H	-	P	LTR	DESCRIPTION	DATE	DWN	APVD
			4	INCREASE MATERIAL THICKNESS	11OCT2016	VL	SS
			A	DRAWING RELEASED	24APR2017	VL	SS
			A1	REVISED PER ECO-17-007644	26MAY2017	VL	SS
			A2	REVISED PER ECO-17-013857	21SEP2017	SS	HL



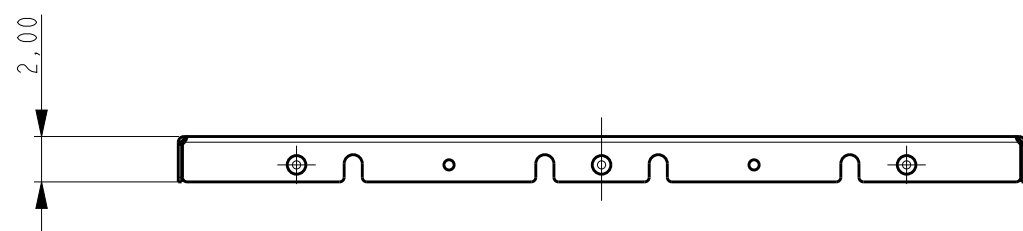
Ø 1,60
TYP



SCALE 2:1

NOTES:

- 1 MATERIAL: 0.15mm CRS. 1,25 - 3.00µm MATTE TIN FINISH.
- 2 MATERIAL: 0.15mm AL. 1.20 - 2.00µm MATTE TIN FINISH OVER NICKEL FLASH.
- 3 STAMPING BURR OUTSIDE OF PART, MAX 0.05mm.
- 4 PARTS TO BE FREE OF OIL AND CONTAMINENTS.
- 5 PART IS RoHS COMPLIANT PER TE CONNECTIVITY STANDARD TEC-138-702.
- 6 REFER TO 3D MODEL FOR UNSPECIFIED DIMENSIONS.
- 7 PACKAGING: BULK



1,25

7	2	2118723-4
7	1	2118723-2
PACKAGING	MATERIAL	PART NUMBER

THIS DRAWING IS A CONTROLLED DOCUMENT. DIMENSIONING AND TOLERANCING PER ASME Y14.5M-2009.		DWN S. SU 05-APR-16	TE Connectivity		
DIMENSIONS: mm		CHK V. LAC 24APR2017			
TOLERANCES UNLESS OTHERWISE SPECIFIED:		APVD V. LAC 24APR2017	NAME STANDARD SHIELD COVER		
0 PLC ±0.2 1 PLC ±0.15 2 PLC ±0.10 3 PLC ± 4 PLC ± ANGLES ±2°		PRODUCT SPEC 108-19493	RESTRICTED TO		
MATERIAL SEE TABLE		APPLICATION SPEC 114-115014	SIZE A3	CAGE CODE 00779	DRAWING NO C-2118723
FINISH SEE TABLE		WEIGHT -	SCALE 3:1		SHEET 1 OF 1
		CUSTOMER DRAWING	REV A2		

Mouser Electronics

Authorized Distributor

Click to View Pricing, Inventory, Delivery & Lifecycle Information:

[TE Connectivity:](#)

[2118723-2](#)