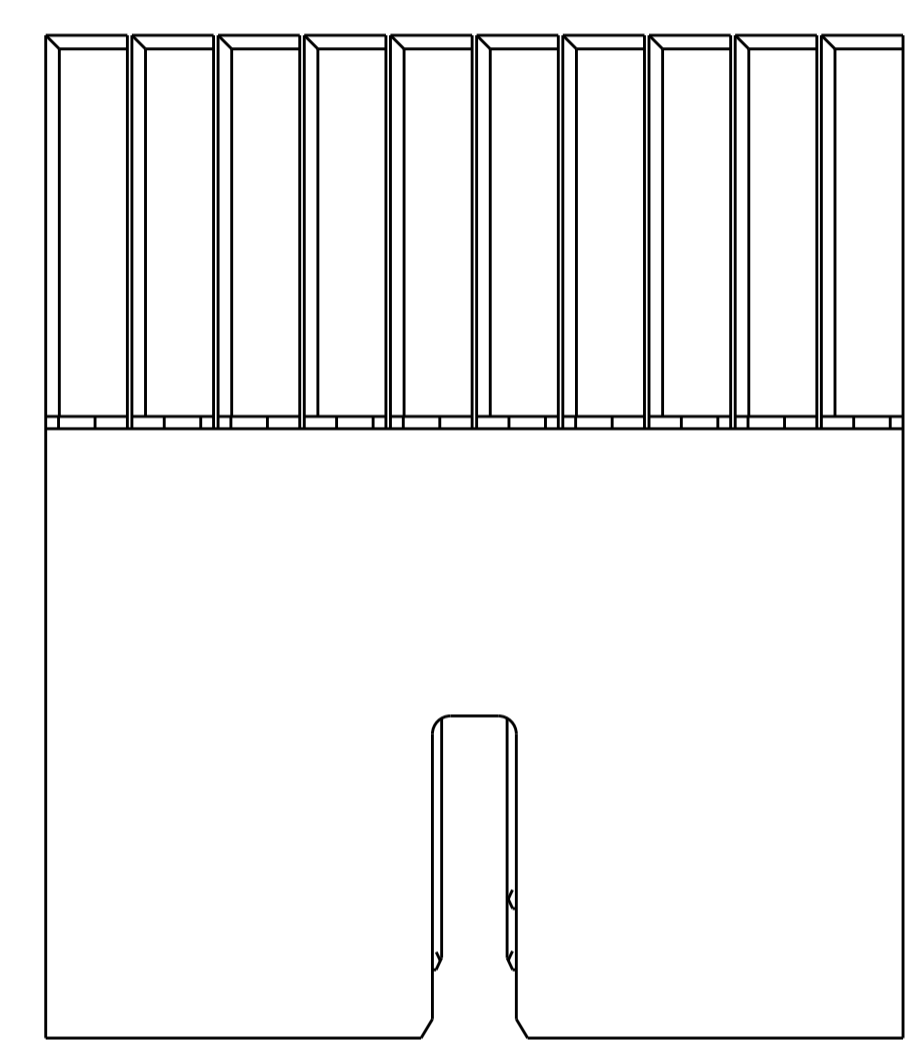
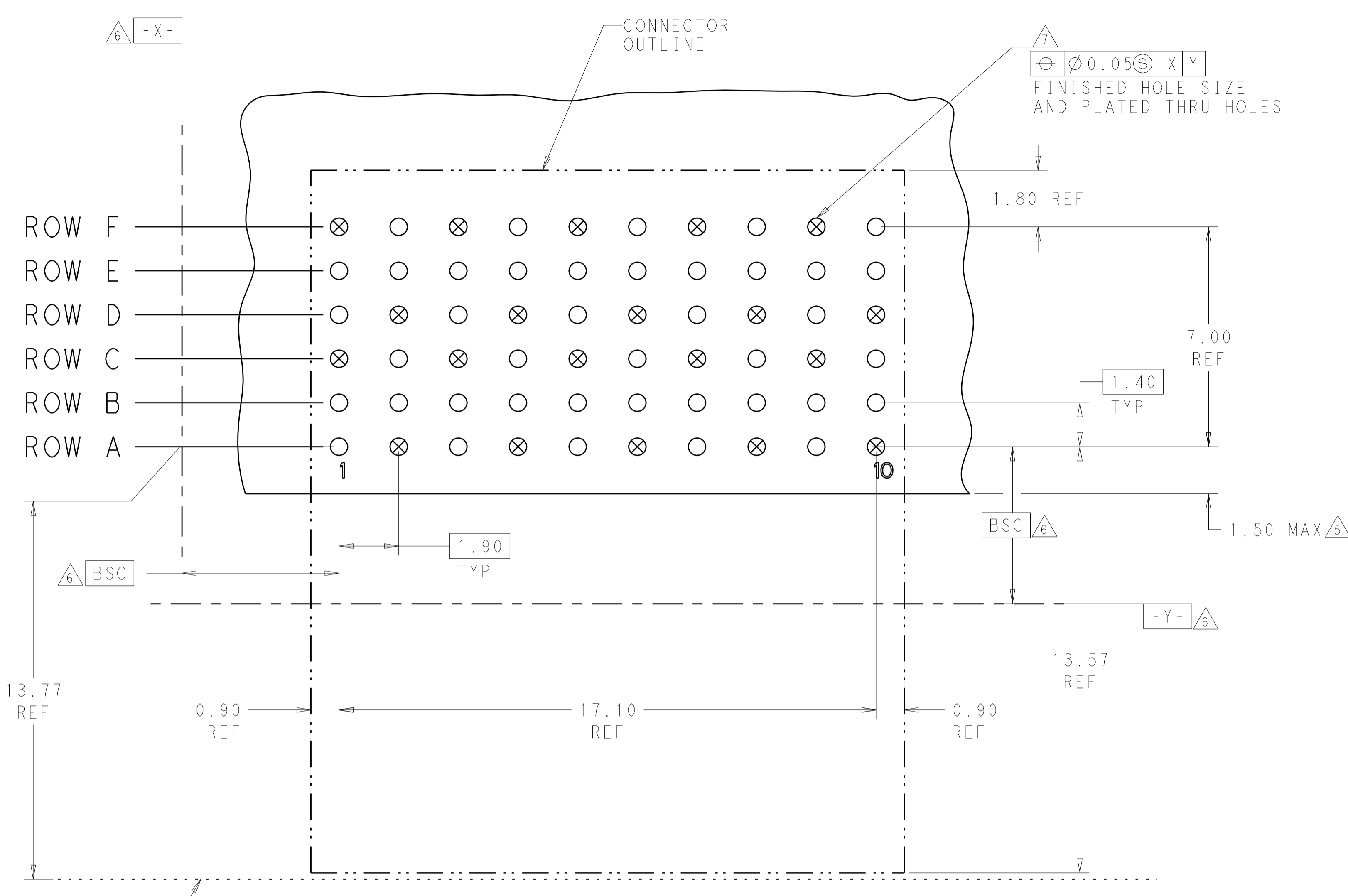


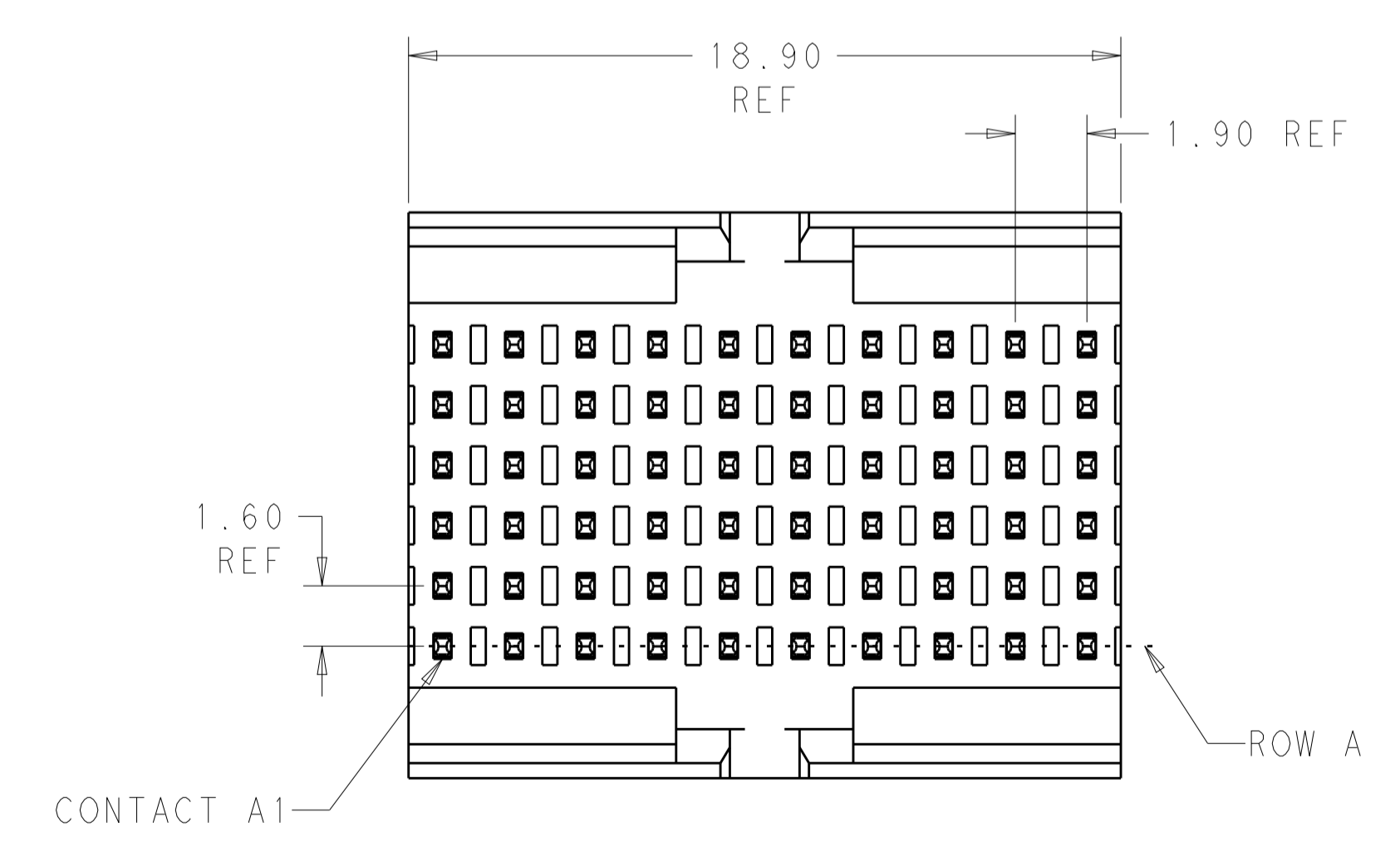
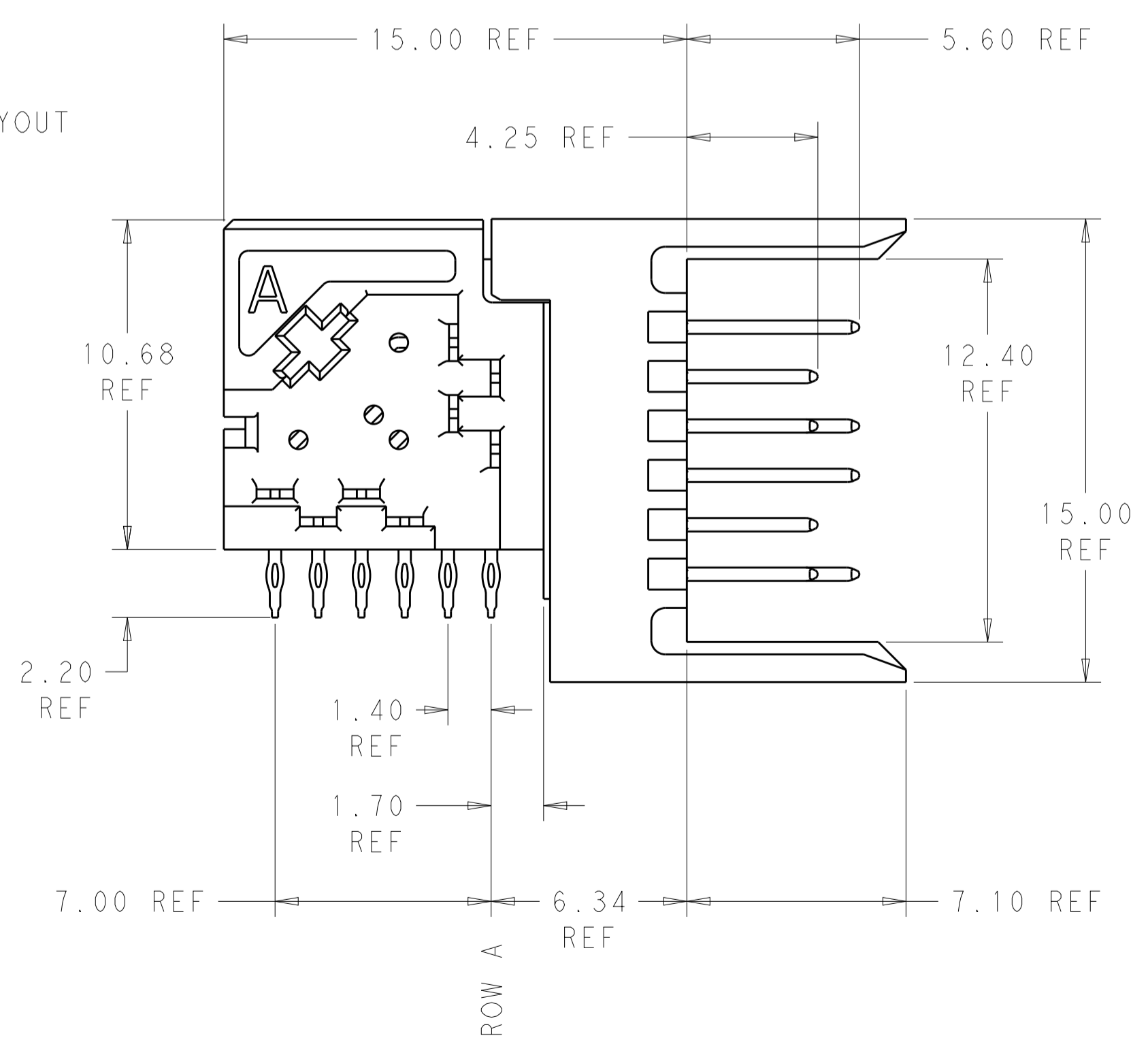
LOC		DIST		REVISIONS			
P	LTN	DESCRIPTION	DATE	DWN	APVD		
A		REVISED PER ECO-12-018102	11OCT2012	MGM	CT		
B		ECO-13-004759	01APR2013	KG	DH		



○ = SIGNAL
 ⊗ = GROUND

RECOMMENDED DIFFERENTIAL PAIR PC BOARD LAYOUT
 COMPONENT SIDE SHOWN
 SCALE 10:1

- 1 MATERIAL:
CONTACT AND SHIELD: COPPER ALLOY
HOUSING AND CHICKLET: LCP, COLOR: BLACK
- 2 FINISH:
CONTACT: MATING AREA: 1.27µm MIN GOLD OVER
1.27µm MIN NICKEL
SHIELD: 1.27µm MIN NICKEL
- 3 FINISH:
COMPLIANT PIN AREA: 0.5µm MIN BRIGHT TIN LEAD OVER
1.27µm MIN NICKEL
- 4 FINISH:
COMPLIANT PIN AREA: 0.5µm MIN MATTE TIN OVER
1.27µm MIN NICKEL
- 5 DIMENSION APPLIES TO CENTERLINE OF THRU HOLE.
- 6 DATUMS AND BASIC DIMENSIONS ESTABLISHED BY CUSTOMER.
- 7 REFERENCE APPLICATION SPEC 114-13267 FOR RECOMMENDED PLATED THRU HOLE DIAMETER AND PLATING THICKNESS.
- 8 RECOMMENDED DIFFERENTIAL PAIR CONFIGURATION SHOWN. THE CONNECTOR UTILIZES AN OPEN PIN FIELD AND CAN BE LAID OUT IN A SINGLE-ENDED CONFIGURATION.



2	4	2012087-2
2	3	2012087-1
FINISH		PART NUMBER

THIS DRAWING IS A CONTROLLED DOCUMENT. DIMENSIONING AND TOLERANCING PER: ASME Y14.5M-2009		DWN: D. BELACK CHK: A. TSANG APVD: M. McALONIS	ZANOV2010	TE Connectivity	
DIMENSIONS: mm		TOLERANCES UNLESS OTHERWISE SPECIFIED:		NAME: Fortis Zd. 2-PAIR, 10-COLUMN, R/A CENTER MODULE ASSEMBLY	
0 PLC	±	1 PLC	±0.13	PRODUCT SPEC: 108-2409	
2 PLC	±	3 PLC	±0.05	APPLICATION SPEC: 114-13267	
4 PLC	±	ANGLES	±	SIZE: 114-13267	RESTRICTED TO: -
MATERIAL: -		FINISH: -		WEIGHT: ~6.52 g	SCALE: 6:1
CUSTOMER DRAWING		A100779		C=2102087	SHEET 1 OF 1 REV B

Mouser Electronics

Authorized Distributor

Click to View Pricing, Inventory, Delivery & Lifecycle Information:

[TE Connectivity:](#)

[2102087-1](#)