

Introduction

**AMP MCP offers
High Reliability for
Long Term Use**



The AMP MCP (Multiple Contact Point) Connector System is designed for electronic and electrical applications in motor vehicles.

It fulfills all requirements for a connector system for use in automobiles and covers a wide range of applications.

AMP MCP Contacts

- Basic material (CuNiSi) with high current capacity
- 3 redundant contact points (1.5 mm type), 4 contact points (2.8 mm/6.3 mm type), 6 contact points (9.5 mm type)
- Good guiding inside the cavity
- Protected contact spring due to the closed box
- Overstress protection of the contact springs
- Steel box with secondary locking possibility from four sides
- Protected locking lance

AMP MCP Connectors

- High reliability status supported for long term use
- High vibration level supported
- Perfect design to avoid quality problems, reduce manufacturing and service cost
- Integrated secondary locking device delivered in pre-locked position
- Wire-to-wire sealed and unsealed connectors (SWS)
- Wire-to-board sealed and unsealed connectors (SWS)
- Polarisation, several keyings
- Locking mechanism for smaller connectors/mating aid for higher numbers of ways

**SUPERSEDED
NOT the LATEST
REVISION**

Engineering Notes



Introduction



The AMP MCP Contact System is mainly used in the automotive industry. Each contact consists of a flat receptacle, which mates with a flat tab. Every contact has got a steel spring and a copper alloy body.

The two-piece contact design means that the electrical and mechanical properties are separated. One end of the contact body is crimped to wire and the other end mates with the matching tab. The closed spring has got several functions and also different advantages for the complete contact system.

- Protection of the contact springs
- No over elongation of the contact springs possible under normal circumstances
- No possibility to connect from the rear side
- Protection against mechanical damage
- Good guiding in the cavity
- Secondary locking possible (from 4 directions)
- Assembly into housing fully-automatically

In addition there are usually two lances on the steel to spring. These serve to lock the contact securely in the housing.

The Main Advantages of the Body are:

- Several contact points
- Large range of wire sizes (from 0.2 mm² at AMP MCP 1.5K up to 16.0 mm² at AMP MCP 9.5)
- Base material with very high current capability
- High vibrational load

Tabs and receptacles can be applied in both sealed and unsealed connectors.

AMP MCP contacts can be fast and economically arranged to the lead using Tyco Electronics application tooling.

Receptacle Contacts (for 0.6 mm Tab Thickness)

Technical Features

Contact Material:

CuNiSi

Top Spring: Stainless Steel

Contact Finish:

Tin plated, selective silver plated,
selective gold plated

Wire Size Range:

0.20–0.35 mm², 0.5–1.0 mm²,
>1.0–1.5 mm² (FLR Cable)

Current Carrying Capacity:

up to 20 Ampere
(at 20 °C ambient temperature)

Temperature Range:

–40 °C ... +130 °C (tin plated)
–40 °C ... +140 °C (silver plated)
–40 °C ... +150 °C (gold plated)

Modular Dimensions

(Centerline):

0.2–1.5 mm² SRC:

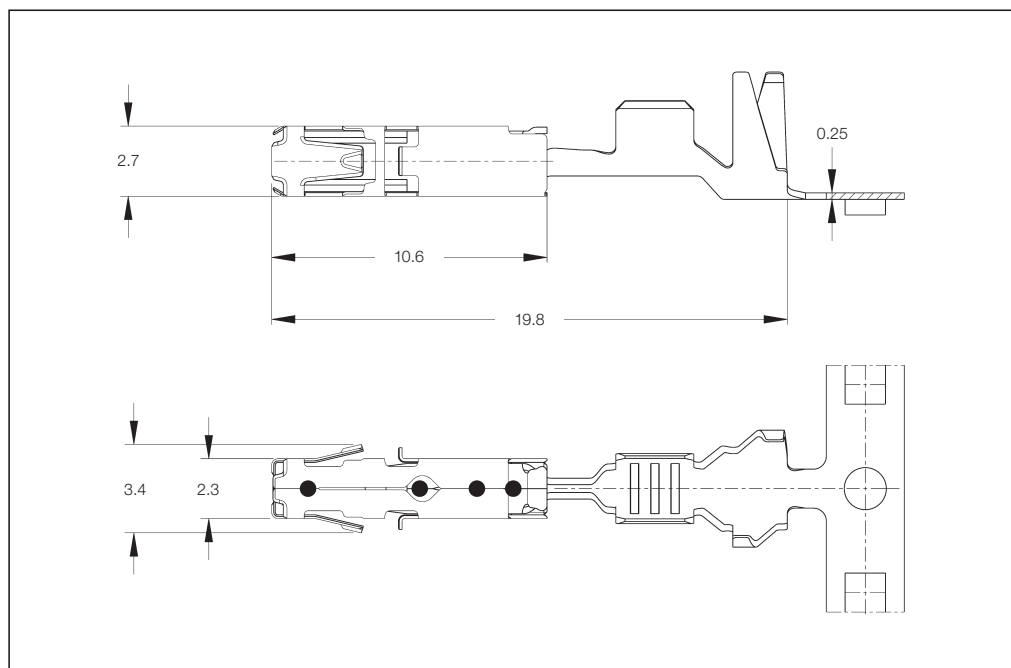
– 4.0 x 4.0 mm
– 4.0 x 3.5 mm (Staggered)

0.2–1.5 mm² SWS:

– 4.0 x 4.0 mm
– 4.0 x 3.5 mm (Staggered)

Mating Cycles:●

up to 10 cycles (tin plated)
up to 50 cycles (silver plated)
up to 100 cycles (gold plated)



Contact Resistance:

New State ≤ 2 mΩ

Mating Force: Max. 6 N

Unmating Force: Max. 6 N

Dimension of Male Contacts:

1.5^{+0.2}_{-0.1} x 0.6^{+0.07}_{-0.03} mm

Extraction Tool:

Part No. **1-1579007-1**

Product Group Drawing:

1241436

Product Specification:

108-18716

Application Specification:

114-18386

● Mating Cycles are depending on various technical influences and must be clarified in each individual case.

Standard Receptacle Contacts (SRC)

Wire Size Range (mm ²)	Insulation Diameter (mm)		Material and Finish*	Part Numbers					
	FLK	FLR		Strip Form	Package Quantity	Loose-Piece	Package Quantity	Applicator*	Hand Tool
0.20–0.35	–	1.1–1.4	-1 / -2	1241372	10,000	1241373	500	x-1528194-x	2063524-1
0.5–1.0	–	1.4–2.1	-1 / -2	1241374	8,000	1241375	500	x-1528195-x	
		max. 2 x 1.6	-1 / -2	1241376**	6,000	1241377**	500	x-1528388-x	
>1.0–1.5	–	2.2–2.4	-1	1534334	7,500	1534335	500	x-1528312-x	–

Receptacle Contacts Single Wire Sealing System (SWS)

Wire Size Range (mm ²)	Insulation Diameter (mm)		Material and Finish*	Part Numbers					
	FLK	FLR		Strip Form	Package Quantity	Loose-Piece	Package Quantity	Applicator*	Hand Tool
0.20–0.35	–	1.1–1.4	-1 / -2 / -3	1241378	4,500	1241379	500	x-1528122-x	2063524-1
0.5–1.0	–	1.4–2.1	-1 / -2 / -3 / 1-xxx-2	1241380	4,500	1241381	500	x-1528324-x	
>1.0–1.5	–	2.2–2.4	-1 / -3	1418884	4,500	1418885	500	x-1530008-x	

*) Material and Finish:

xxx-1 = CuNiSi, pre-tin plated
xxx-2 = CuNiSi, selective gold plated
xxx-3 = CuNiSi, selective silver plated
1-xxx-2 = CuNiSi, min. 1.27 µm selective gold plated

Notes:

** Double Crimp

♦ The pre- and suffix for the applicators depends on the applied termination equipment.

Receptacle Contacts (for 0.8 mm Tab Thickness)

Technical Features

Contact Material:

CuNiSi

Top Spring: Stainless Steel

Contact Finish:

Tin plated, selective silver plated,
selective gold plated

Wire Size Range:

0.20–0.35 mm², 0.5–1.0 mm²,
>1.0–1.5 mm² (FLR Cable)

Current Carrying Capacity:

up to 20 Ampere
(at 20 °C ambient temperature)

Temperature Range:

–40 °C ... +130 °C (tin plated)
–40 °C ... +140 °C (silver plated)
–40 °C ... +150 °C (gold plated)

Modular Dimensions

(Centerline):

0.2–1.5 mm² SRC:

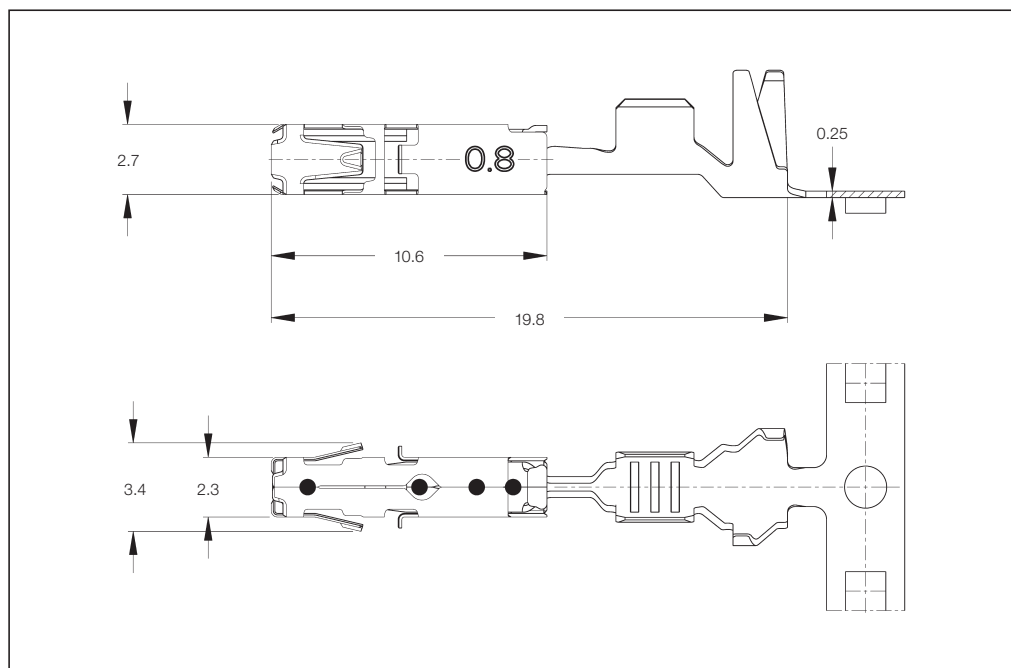
– 4.0 x 4.0 mm
– 4.0 x 3.5 mm (Staggered)

0.2–1.5 mm² SWS:

– 4.0 x 4.0 mm
– 4.0 x 3.5 mm (Staggered)

Mating Cycles:●

up to 10 cycles (tin plated)
up to 50 cycles (silver plated)
up to 100 cycles (gold plated)



Contact Resistance:

New State ≤ 2 mΩ

Mating Force: Max. 6 N

Unmating Force: Max. 6 N

Dimension of Male Contacts:

1.5^{+0.2}_{-0.1} x 0.8^{+0.03} mm

Extraction Tool:

Part No. **1-1579007-1**

Product Group Drawing:

1241436

Product Specification:

108-18716

Application Specification:

114-18386

● Mating Cycles are depending on various technical influences and must be clarified in each individual case.

Standard Receptacle Contacts (SRC)

Wire Size Range (mm ²)	Insulation Diameter (mm)		Material and Finish*	Part Numbers					
	FLK	FLR		Strip Form	Package Quantity	Loose-Piece	Package Quantity	Applicator*	Hand Tool
0.5–1.0	–	1.4–2.1	-1	1418408	8,000	1418409	500	x-1528195-x	2063524-1
>1.0–1.5	–	2.2–2.4	-1	1418410	7,500	1418411	500	x-1528312-x	–

Receptacle Contacts Single Wire Sealing System (SWS)

Wire Size Range (mm ²)	Insulation Diameter (mm)		Material and Finish*	Part Numbers					
	FLK	FLR		Strip Form	Package Quantity	Loose-Piece	Package Quantity	Applicator*	Hand Tool
0.20–0.35	–	1.15–1.40	-1	1534160	4,500	1534161	500	x-1528122-x	2063524-1
0.5–1.0	–	1.4–2.1	-1	1534162	4,500	1534163	500	x-1528324-x	
>1.0–1.5	–	2.2–2.4	-1	1718558	4,500	1718559	500	x-1530008-x	–

*) Material and Finish:

xxx-1 = CuNiSi, pre-tin plated
xxx-2 = CuNiSi, selective gold plated
xxx-3 = CuNiSi, selective silver plated
1-xxx-2 = CuNiSi, min. 1.27 µm selective gold plated

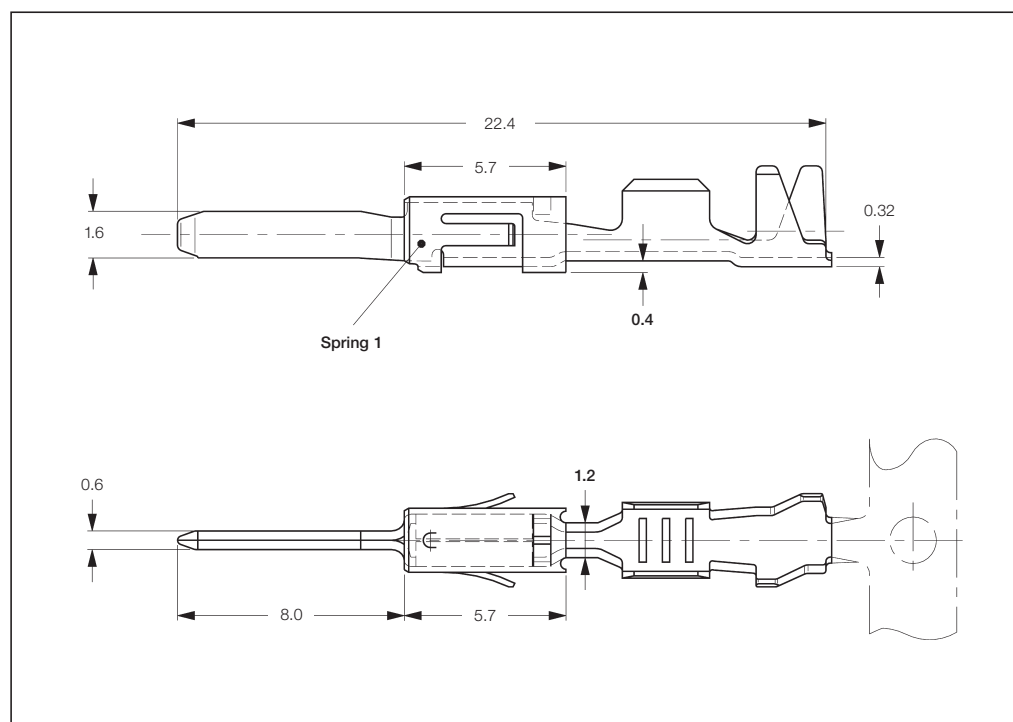
♦) The pre- and suffix for the applicators depends on the applied termination equipment.

Tab Contacts

**Tabs 1.6 x 0.6 mm
with Steel Top Spring,
Mates with
AMP MCP 1.5K
Contact System**

Product Specification:
108-18331

Application Specification:
114-18082



Standard Tab Contacts (STC)

Wire Size Range (mm ²)	Insulation Diameter (mm)		Material and Finish*	Part Numbers					Hand Tool
	FLK	FLR		Strip Form	Package Quantity	Loose- Piece	Package Quantity	Applicator*	
0.2–0.5	–	1.15–1.60	-1 / -2 / -3	963898 1)	7,000	963899 1)	500	x-1528061-x	2063265-1
0.5–1.0	–	1.4–2.1	-1 / -2 / -3	963900 1)	6,000	963901 1)	500	x-1528256-x	

Tab Contacts Single Wire Sealing System (SWS)

Wire Size Range (mm ²)	Insulation Diameter (mm)		Material and Finish*	Part Numbers					Hand Tool
	FLK	FLR		Strip Form	Package Quantity	Loose- Piece	Package Quantity	Applicator*	
0.2–0.5	–	1.15–1.60	-1 / -2 / -3	963902 1)	4,000	963903 1)	500	x-1528281-x	2063265-1
0.5–1.0	–	1.4–2.1	-1 / -2 / -3	963904 1)	4,000	963905 1)	500	x-1528054-x	

***) Material and Finish:**
xxx-1 = CuSn4, pre-tin plated
xxx-2 = CuFe2, pre-tin plated
xxx-3 = CuSn4, gold plated

Remarks:
1) = With Spring 1

♦) The pre- and suffix for the applicators depends on the applied termination equipment.

Tab Contacts

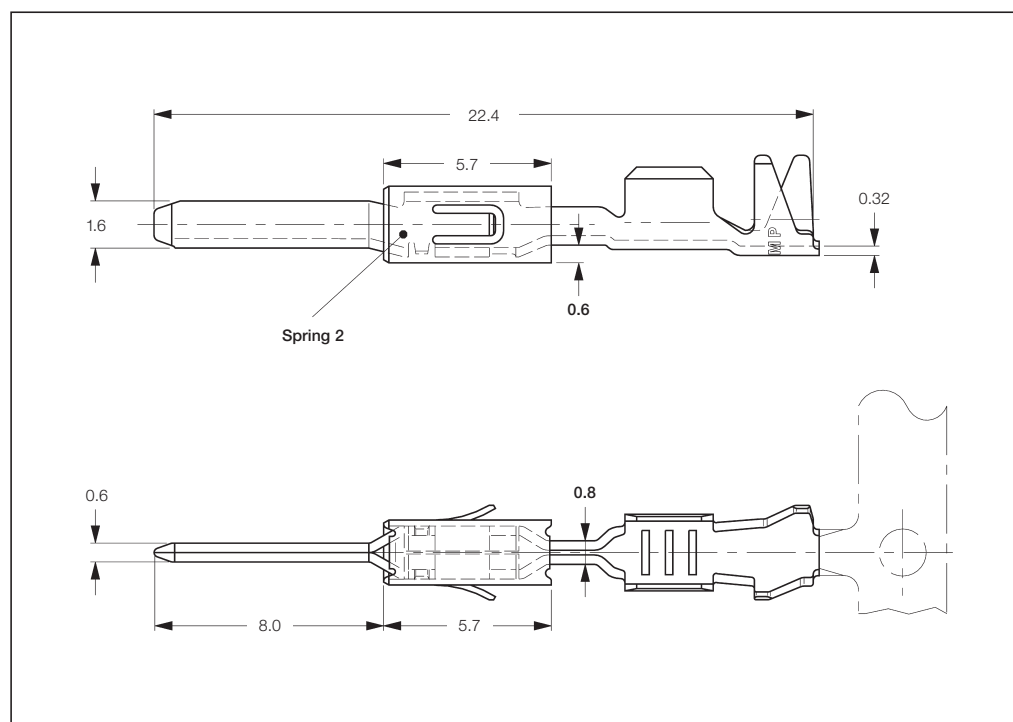
**Tabs 1.6 x 0.6 mm
with Modified
Steel Top Spring,
Mates with
AMP MCP 1.5K
Contact System**

Extraction Tool:
Part No. **539960-1**

Product Group Drawing:
1355055

Product Specification:
108-18331

Application Specification:
114-18082



Standard Tab Contacts with Modified Spring (STC)

Wire Size Range (mm ²)	Insulation Diameter (mm)		Material and Finish *	Part Numbers					
	FLK	FLR		Strip Form	Package Quantity	Loose- Piece	Package Quantity	Applicator *	Hand Tool
0.2–0.5	–	1.15–1.60	-2 / -3	964265 ²⁾	7,500	964266 ²⁾	500	x-1528091-x	2063409-1
0.5–1.0	–	1.4–2.1	-2 / -3	969079 ^{2) 3)}	5,500	969080 ^{2) 3)}	500	x-1528096-x	
0.5–1.0	–	1.4–2.1	-1 / -2 / -3	964267 ²⁾	6,000	964268 ²⁾	500	x-1528092-x	
1.5	–	2.2–2.4	-1 / -2 / -3	1241846 ²⁾	4,000	1241847 ²⁾	500	x-1528123-x	–

Tab Contacts Single Wire Sealing System with Modified Spring (SWS)

Wire Size Range (mm ²)	Insulation Diameter (mm)		Material and Finish *	Part Numbers					
	FLK	FLR		Strip Form	Package Quantity	Loose- Piece	Package Quantity	Applicator *	Hand Tool
0.2–0.5	–	1.2–1.6	-2 / -3	969028 ²⁾	4,000	969029 ²⁾	500	x-1528068-x	539663-2
0.5–1.0	–	1.4–2.1	-2 / -3	964269 ²⁾	4,000	964270 ²⁾	500	x-1528261-x	

***) Material and Finish:**

xxx-1 = CuSn4, pre-tin plated
xxx-2 = CuFe2, pre-tin plated
xxx-3 = CuSn4, gold plated

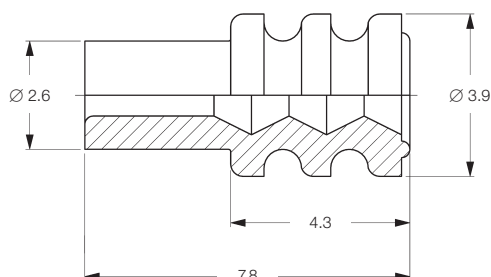
Remarks:

2) = With Spring 1 (shown on Page 3-4) or Spring 2
3) = For Double and Single Termination

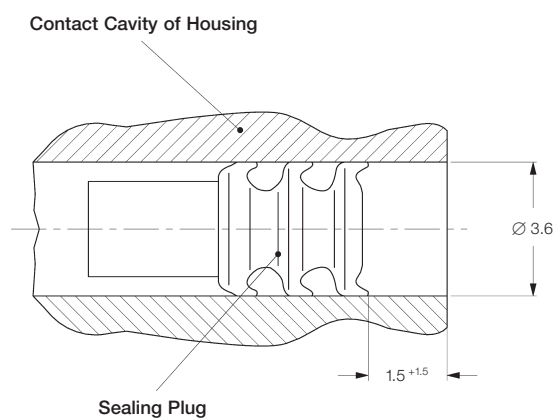
♦) The pre- and suffix for the applicators depends on the applied termination equipment.

Single Wire Seals and Sealing Plugs

Single Wire Seals and Sealing Plugs for AMP MCP 1.5K Contact System (Cavity Diameter 3.6 mm)



Insulation Diameter (mm)	Color	Part Number	Package Quantity
0.9–1.2	Green	1718705-1	10,000
1.2–1.6	Red	964971-1	10,000
	Blue	1394133-1	10,000
1.4–1.9	Gray	963530-1	10,000
1.9–2.4	Yellow	964972-1	10,000
Sealing Plug	White	963531-1	10,000
	Natural	1394132-1	10,000



Receptacle Contacts

Technical Features

Material:

Contact: CuNiSi
Tabs: CuSn4, CuFe2
Top Spring: Stainless Steel

Contact Finish:

Tin plated, selective silver plated,
selective gold plated

Wire Size Range:

0.2–0.5 mm², 0.5–1.0 mm²,
1.0–2.5 mm², 2.5–4.0 mm²
Single Wires (FLR)

Current Carrying Capacity:

up to 40 Ampere
(at 20 °C ambient temperature)

Mating Force*:

Max. 6 N

Unmating Force*:

Max. 5 N

Modular Dimensions (Centerline)

0.35–2.5 mm² SRC:

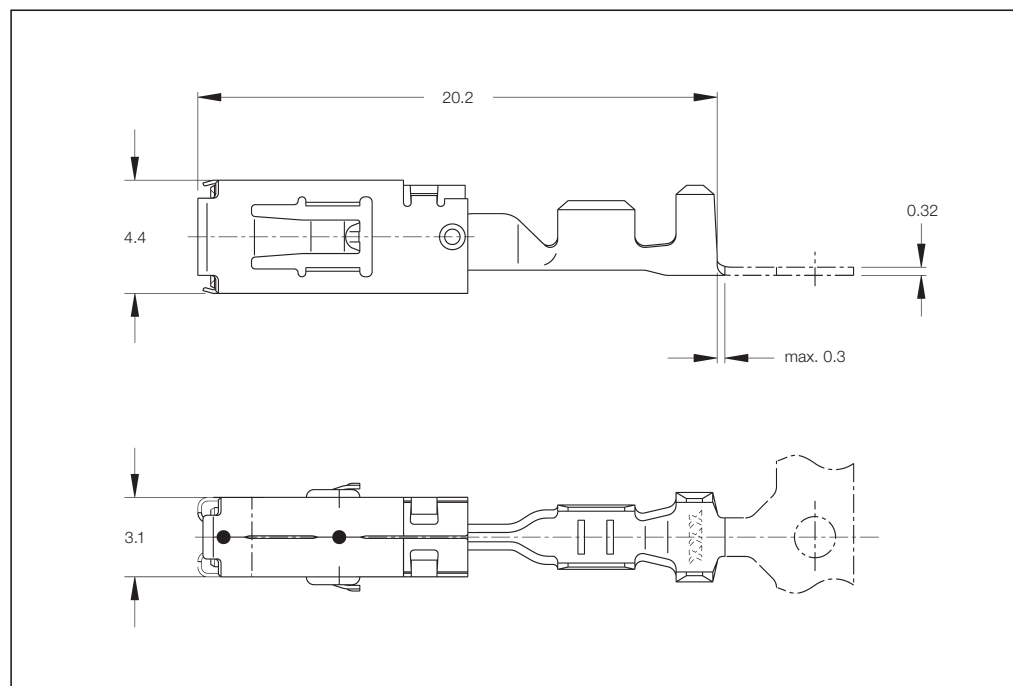
- 5.0 x 5.5 mm
- 5.0 x 5.0 mm (Staggered)

2.5–4.0 mm² SRC:

- 5.5 x 5.5 mm
- 5.0 x 5.5 mm (Staggered)

2.5–4.0 mm² SWS:

- 7.2 x 7.2 mm
- 6.0 x 7.2 mm (Staggered)



Mating Cycles:●

- up to 20 cycles (tin plated)
- up to 50 cycles (silver plated)
- up to 100 cycles (gold plated)

Dimension of Male Contacts:

- 2.8 ±0.1 x 0.8 ±0.03 mm
- 3.0 ±0.1 x 0.8 ±0.03 mm

Temperature Range:

- 40 °C ... +130 °C (tin plated)
- 40 °C ... +140 °C (silver plated)
- 40 °C ... +150 °C (gold plated)

Contact Resistance:

New State ≤2 mΩ

Extraction Tool:

Part No. **1579007-1**

Product Specification:

108-18513

Application Specification:

114-18148

Product Group Drawing:

1355036

*) Steel Tab, see Specifications

●) Mating Cycles are depending on various technical influences and must be clarified in each individual case.

Standard Receptacle Contacts (SRC)

Wire Size Range (mm ²)	Insulation Diameter (mm)		Material and Finish*	Part Numbers					
	FLK	FLR		Strip Form	Package Quantity	Loose-Piece	Package Quantity	Applicator*	Hand Tool Complete
0.2–0.5	–	1.2–1.4	1-xxx-1 / 1-xxx-3	968880	4,500	968895	500	x-1528381-x	2119158-1
0.5–1.0	–	1.4–2.1	1-xxx-1 / 1-xxx-2 / 1-xxx-3	968849	4,500	968872	500	x-1528115-x	2063534-1
1.0–2.5	–	2.2–3.0	1-xxx-1 / 1-xxx-2 / 1-xxx-3	968851	3,500	968873	500	x-1528033-x	2063532-1
2.5–4.0	–	3.0–3.7	1-xxx-1 / 1-xxx-3	968853	2,700	968874	500	x-1528430-x	

Receptacle Contacts Single Wire Sealing System (SWS)

Wire Size Range (mm ²)	Insulation Diameter (mm)		Material and Finish*	Part Numbers					
	FLK	FLR		Strip Form	Package Quantity	Loose-Piece	Package Quantity	Applicator*	Hand Tool Complete
0.35	–	1.2–1.4	1-xxx-1 / 1-xxx-3	968882	4,500	968896	500	x-1426162-x	2063623-1
0.5–1.0	–	1.4–2.1	1-xxx-1 / 1-xxx-2 / 1-xxx-3	968855	3,500	968875	500	x-1528017-x	2063624-1
1.0–2.5	–	2.2–3.0	1-xxx-1 / 1-xxx-3	968857	4,000	968876	500	x-1528066-x	2063523-1
2.5–4.0	–	3.0–3.7	1-xxx-1 / 1-xxx-3	968859	2,500	968877	500	x-1528067-x	

*) **Material and Finish:**
1-xxx-1 = CuNiSi, pre-tin plated
1-xxx-2 = CuNiSi, selective gold plated
1-xxx-3 = CuNiSi, selective silver plated

*) The pre- and suffix for the applicators depends on the applied termination equipment.

Lanceless Receptacle Contacts

Technical Features

Material:

Contact: CuNiSi
Tab: CuSn4, CuFe2
Top Spring: Stainless Steel

Contact Finish:

Tin plated

Wire Size Range:

0.2–0.5 mm², >0.5–1.0 mm²,
>1.0–2.5 mm², >2.5–4.0 mm²
Single Wires (FLR)

Current Carrying Capacity:

up to 40 Ampere
(at 20 °C ambient temperature)

Temperature Range:

–40 °C ... +130 °C (tin plated)
–40 °C ... +140 °C (silver plated)
–40 °C ... +150 °C (gold plated)

Modular Dimensions (Centerline):

0.35–2.5 mm² SRC:
– 5.0 x 5.5 mm
– 5.0 x 5.0 mm (Staggered)

2.5–4.0 mm² SRC:
– 5.5 x 5.5 mm
– 5.0 x 5.5 mm (Staggered)

Mating Force*:

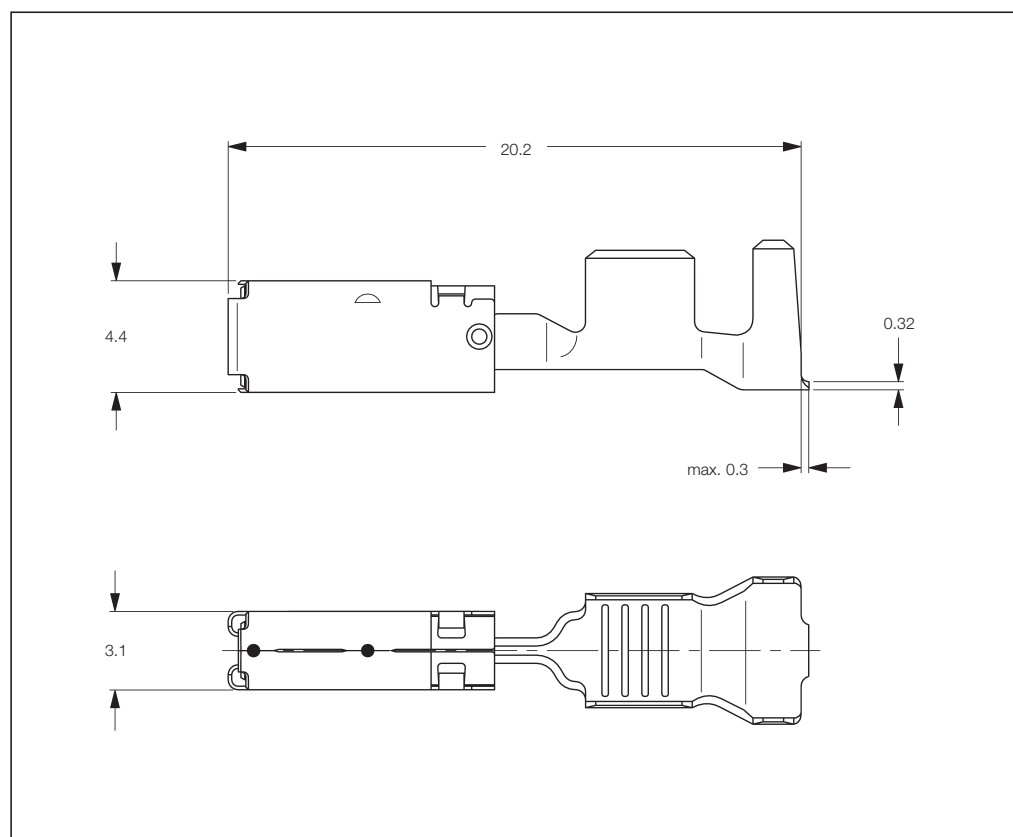
Max. 6 N

Unmating Force*:

Max. 5 N

*) Steel Tab, see Specifications

•) Mating Cycles are depending on various technical influences and must be clarified in each individual case.



Contact Resistance:

New State ≤ 2 mΩ

Mating Cycles:•

up to 20 cycles (tin plated)
up to 50 cycles (silver plated)
up to 100 cycles (gold plated)

Dimension of Male Contacts:

2.8 ±0.1 x 0.8 ±0.03 mm
3.0 ±0.1 x 0.8 ±0.03 mm

Extraction Tool:

Extraction possible without tool

Product Specification:

108-18513

Application Specification:

114-18148

Product Group Drawing:

1719458

Lanceless Receptacle Contacts

Wire Size Range (mm ²)	Insulation Diameter (mm)		Material and Finish *	Part Numbers					
	FLK	FLR		Strip Form	Package Quantity	Loose- Piece	Package Quantity	Applicator	Hand Tool
0.2–0.5	–	1.2–1.4	1-xxx-1	1355876	4,500	–	–	On request	–
>0.5–1.0	–	1.4–2.1	1-xxx-1	1355833	4,500	–	–	On request	–
>1.0–2.5	–	2.2–3.0	1-xxx-1	1355877	3,500	–	–	On request	–
>2.5–4.0	–	3.0–3.7	1-xxx-1	1355880	2,700	–	–	On request	–

*) Material and Finish:

1-xxx-1 = CuNiSi, pre-tin plated

Receptacle Contacts

Technical Features

Contact Material:

CuNiSi
Top Spring: Stainless Steel

Contact Finish:

Tin plated, selective silver plated,
selective gold plated

Wire Size Range:

0.20–0.35 mm², 0.5–1.0 mm²,
>1.0–2.5 mm² (FLR Cable)

Current Carrying Capacity:

up to 34 Ampere
(at 20 °C ambient temperature)

Temperature Range:

–40 °C ... +130 °C (tin plated)
–40 °C ... +140 °C (silver plated)
–40 °C ... +150 °C (gold plated)

Modular Dimensions (Centerline):

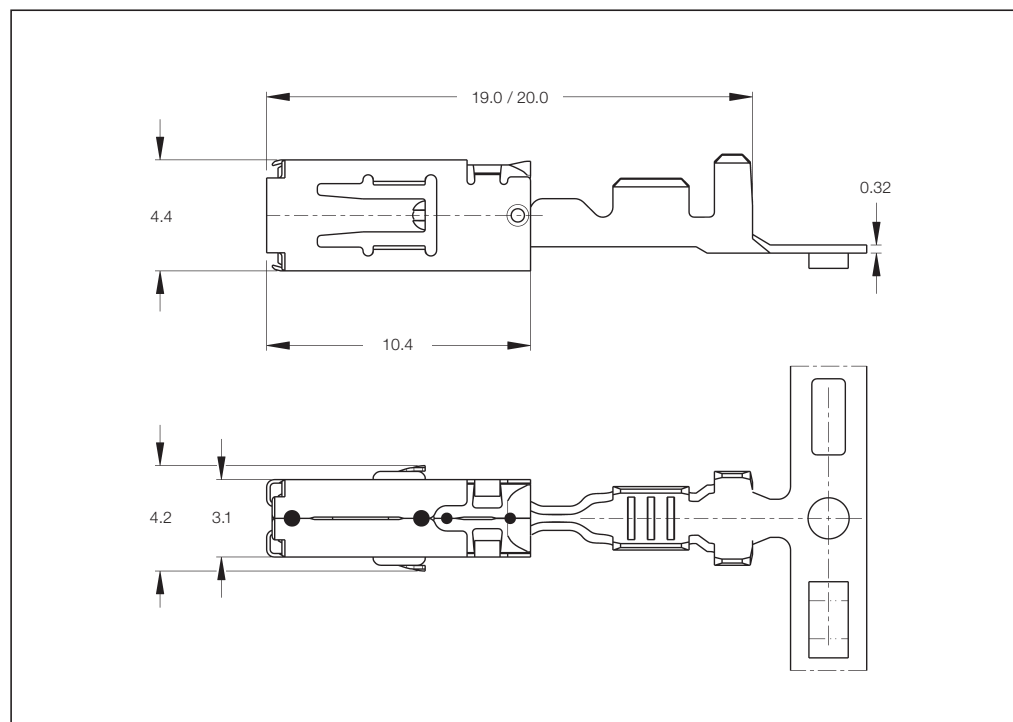
0.35–2.5 mm² SRC:
– 5.0 x 5.5 mm
– 5.0 x 5.0 mm (Staggered)

0.35–2.5 mm² SWS:
– 6.0 x 6.0 mm
– 5.0 x 5.5 mm (Staggered)

Mating Cycles:•

up to 10 cycles (tin plated)
up to 50 cycles (silver plated)
up to 100 cycles (gold plated)

-) Mating Cycles are depending on various technical influences
and must be clarified in each individual case.



Contact Resistance:

New State ≤ 2 mΩ

Mating Force: Max. 10 N

Unmating Force: Max. 7 N

Dimension of Male Contacts:

2.8^{±0.1} x 0.8^{±0.03} mm
2.8^{±0.1} x 0.6^{±0.03} mm
3.0^{±0.1} x 0.8^{±0.03} mm
3.0^{±0.1} x 0.6^{±0.03} mm

Extraction Tool:

Part No. **1579007-1**

Product Group Drawing:

1241437

Product Specification:

108-18717

Application Specification:

114-18387

Standard Receptacle Contacts (SRC)

Wire Size Range (mm ²)	Insulation Diameter (mm)		Material and Finish*	Part Numbers					Hand Tool
	FLK	FLR		Strip Form	Package Quantity	Loose-Piece	Package Quantity	Applicator*	
0.20–0.35	–	1.1–1.4	-1 / -2	1241386	4,000	1241387	500	x-1528196-x	2063531-1
0.5–1.0	–	1.4–2.1	-1 / -2	1241388	3,500	1241389	500	x-1528097-x	
>1.0–2.5	–	2.2–3.0	-1 / -2	1241390	3,500	1241391	500	x-1528001-x	

Receptacle Contacts Single Wire Sealing System (SWS)

Wire Size Range (mm ²)	Insulation Diameter (mm)		Material and Finish*	Part Numbers					Hand Tool
	FLK	FLR		Strip Form	Package Quantity	Loose-Piece	Package Quantity	Applicator*	
0.20–0.35	1.3–1.5	1.1–1.4	-1 / -2 / -3	1241392	3,500	1241393	500	x-1528001-x	2063526-1
0.5–1.0	2.0–2.7	1.4–2.1	-1 / -2 / -3	1241394	3,500	1241395	500	x-1528101-x	
>1.0–2.5	2.2–3.0	2.2–3.0	-1 / -2 / -3	1241396	3,500	1241397	500	x-1528026-x	

* Material and Finish:

xxx-1 = CuNiSi, pre-tin plated
xxx-2 = CuNiSi, selective gold plated
xxx-3 = CuNiSi, selective silver plated

-) The pre- and suffix for the applicators depends on the applied termination equipment.

Tab Contacts

**Tabs 2.8 x 0.8 mm
with Steel Top Spring,
Mates with AMP MCP 2.8
Contact System**

Extraction Tool:

Part No. **1-1579007-6**

Product Group Drawing:

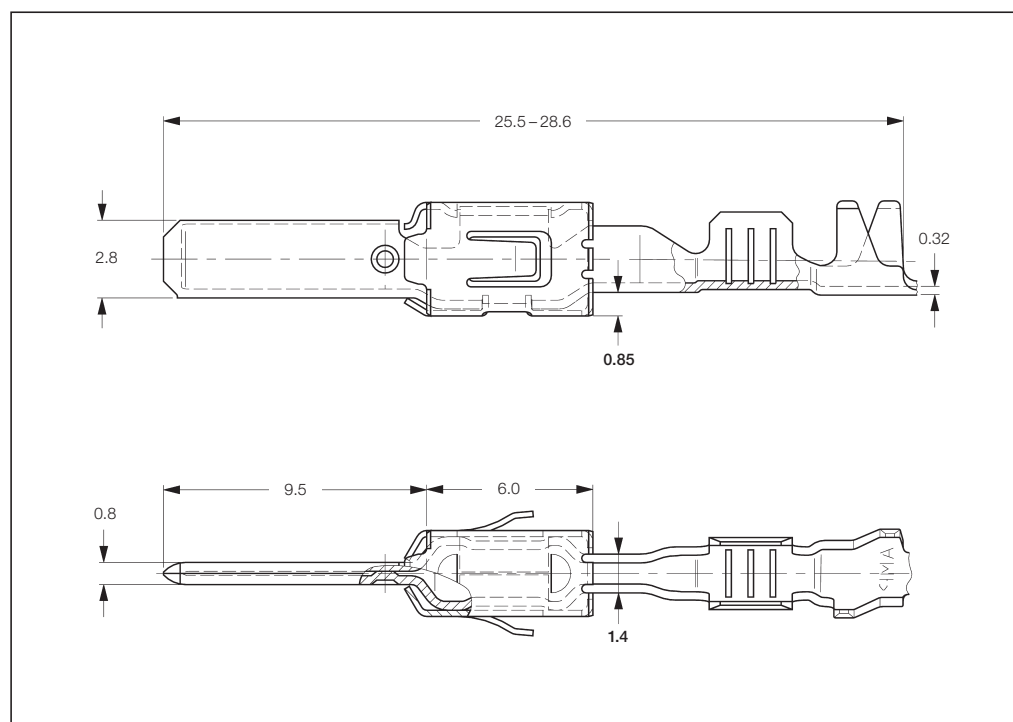
1355052

Product Specification:

108-18063

Application Specification:

114-18051



Standard Tab Contacts

Wire Size Range (mm ²)	Insulation Diameter		Material and Finish *	Part Numbers					Hand Tool Complete
	FLK (mm)	FLR (mm)		Strip Form	Package Quantity	Loose- Piece	Package Quantity	Applicator *	
0.2-0.5	–	1.15-1.60	1-xxx-1 / 1-xxx-2 / 1-xxx-3 / 2-xxx-1 / 2-xxx-2 / 2-xxx-3	963860	4,000	963861	500	x-1528859-x	734538-1
0.5-1.0	–	1.4-2.0	1-xxx-1 / 1-xxx-2 / 1-xxx-3 / 2-xxx-1 / 2-xxx-2 / 2-xxx-3	962841	4,000	963745	500	x-1528315-x	2063490-1
1.5-2.5	–	2.1-2.9	1-xxx-1 / 1-xxx-2 / 1-xxx-3 / 2-xxx-1 / 2-xxx-2 / 2-xxx-3	962842	3,500	963746	500	x-1528305-x	2063490-1
4.0	–	3.4-3.7	1-xxx-1 / 1-xxx-2 / 2-xxx-1 / 2-xxx-2 / 3-xxx-1	968946	2,700	968965	500	x-1528430-x	–

Tab Contacts with Single Wire Sealing System

Wire Size Range (mm ²)	Insulation Diameter		Material and Finish *	Part Numbers					Hand Tool Complete
	FLK (mm)	FLR (mm)		Strip Form	Package Quantity	Loose- Piece	Package Quantity	Applicator *	
0.2-0.5	–	max. 2.1	1-xxx-1 / 1-xxx-3	965982	3,500	965983	500	x-1528406-x	734538-1
0.5-1.0	–	max. 2.1	1-xxx-1 / 1-xxx-2 / 1-xxx-3 / 2-xxx-1 / 2-xxx-2 / 2-xxx-3	962915	3,500	963748	500	x-1528452-x	2063490-1
1.5-2.5	–	max. 3.0	1-xxx-1 / 1-xxx-2 / 1-xxx-3 / 2-xxx-1 / 2-xxx-2 / 2-xxx-3	962916	3,500	963749	500	x-1528316-x	2063490-1
4.0	–	max. 3.7	1-xxx-1 / 1-xxx-2 / 2-xxx-1 / 2-xxx-2 / 3-xxx-1	968947	3,500	968966	500	x-1528067-x	–

***) Material and Finish:**

1-xxx-1 = CuSn, pre-tin plated
1-xxx-2 = CuSn, selective silver plated
1-xxx-3 = CuSn, selective gold plated

2-xxx-1 = CuFe, pre-tin plated
2-xxx-2 = CuFe, selective silver plated
2-xxx-3 = CuFe, selective gold plated
3-xxx-1 = CuSn, pre-tin plated

*) The pre- and suffix for the applicators depends on the applied termination equipment.

Tab Contacts

**Tabs 2.8 x 0.8 mm,
with Modified
Steel Top Spring,
Mates with AMP MCP 2.8/
2.8K Contact System**

Extraction Tool:

Part No. **1-1579007-6**

Product Group Drawing:

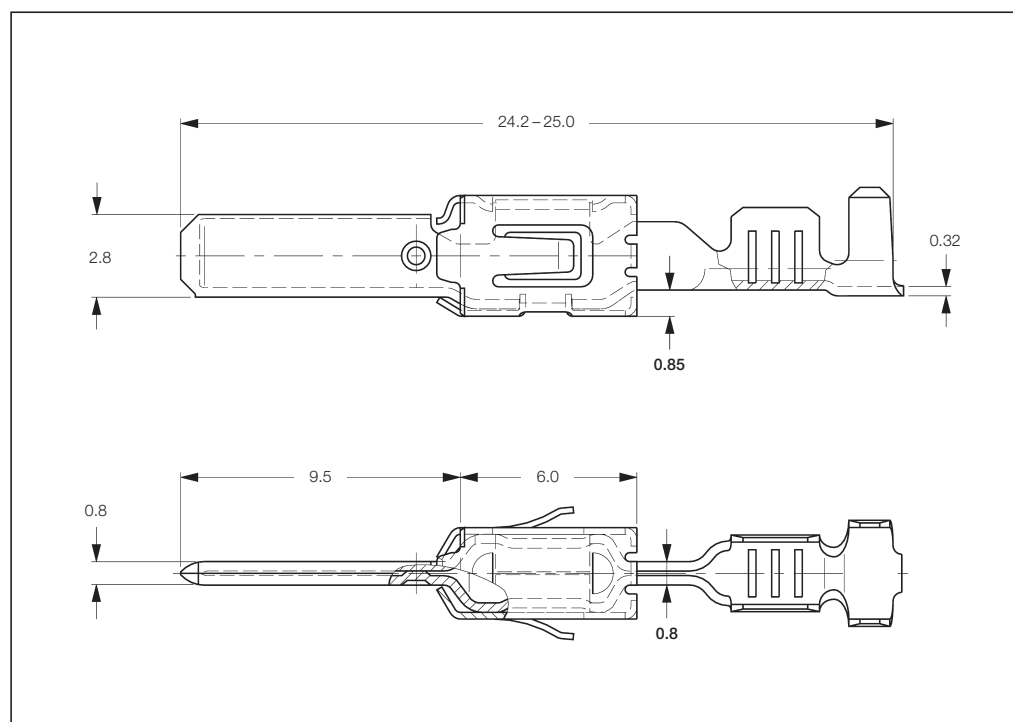
1355364

Product Specification:

108-18063

Application Specification:

114-18051



Standard Tab Contacts with Modified Spring (STC)

Wire Size Range (mm ²)	Insulation Diameter (mm)		Material and Finish *	Part Numbers					
	FLK	FLR		Strip Form	Package Quantity	Loose- Piece	Package Quantity	Applicator *	Hand Tool
0.2-0.5	–	1.15-1.60	1-xxx-3 / 2-xxx-1	964292	4,000	964291	500	x-1528004-x	
0.5-1.0	–	1.4-2.1	1-xxx-3 / 2-xxx-1 / 2-xxx-2	964294	4,000	964293	500	x-1528097-x	2063533-1
1.25-2.50	–	2.2-3.0	1-xxx-3 / 2-xxx-1 / 2-xxx-2	964296	3,300	964295	500	x-1528001-x	

Tab Contacts Single Wire Sealing System with Modified Spring (SWS)

Wire Size Range (mm ²)	Insulation Diameter (mm)		Material and Finish *	Part Numbers					
	FLK	FLR		Strip Form	Package Quantity	Loose- Piece	Package Quantity	Applicator *	Hand Tool
0.2-0.5	–	1.15-1.60	1-xxx-3 / 2-xxx-1	964298	3,500	964297	500	x-1528025-x	
0.5-1.0	–	1.4-2.1	1-xxx-3 / 2-xxx-1 / 4-xxx-1	964300	3,500	964299	500	x-1528101-x	2063435-1
1.25-2.50	–	2.2-3.0	1-xxx-3 / 2-xxx-1	964302	3,500	964301	500	x-1528026-x	

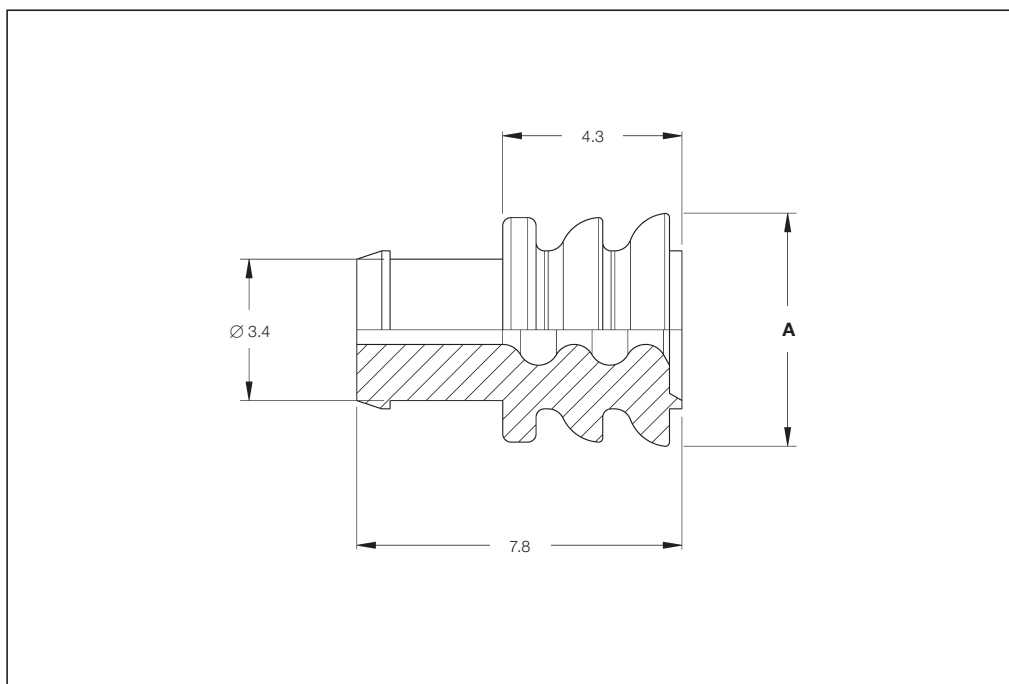
***) Material and Finish:**

- 1-xxx-3 = CuSn, selective gold plated
- 2-xxx-1 = CuFe, pre-tin plated
- 2-xxx-2 = CuFe, pre-silver plated
- 4-xxx-1 = CuNi, plain

♦) The pre- and suffix for the applicators depends on the applied termination equipment.

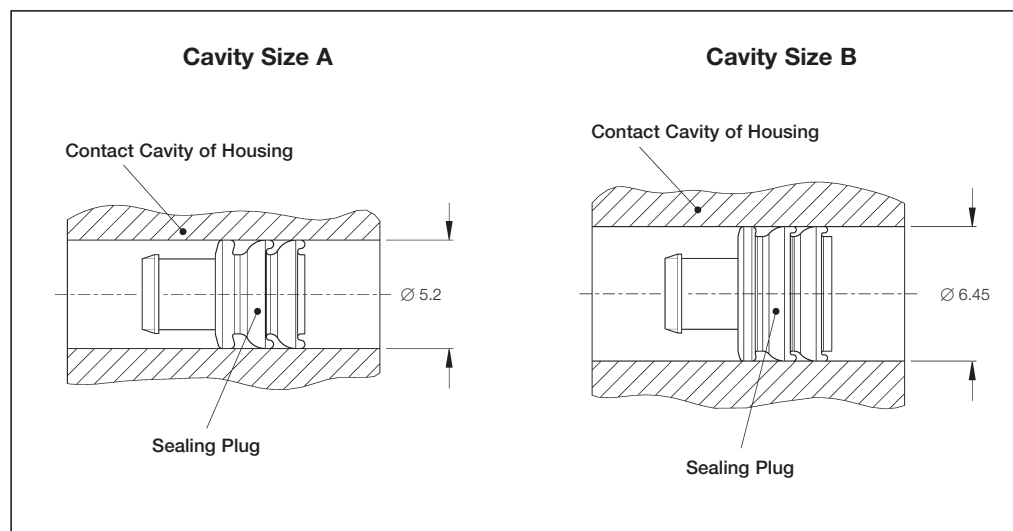
Single Wire Seals and Sealing Plugs

Single Wire Seals and Sealing Plugs for AMP MCP 2.8 Contact System (Two Cavity Diameters)



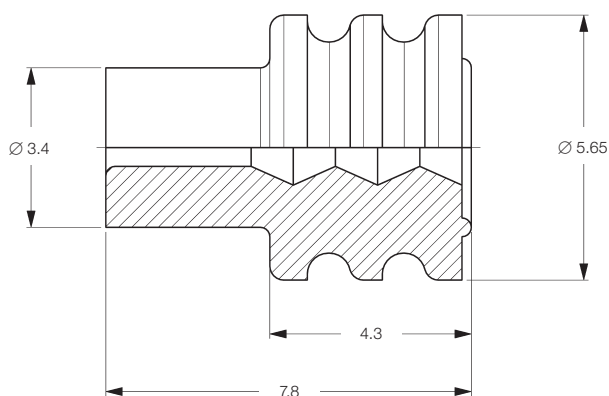
Cavity Size	Function Relevant Insulation Diameter (mm)	(Example for Wire Size, FLR Insulation according ISO 6722 (mm ²))	Color	Diameter A (mm)	Part Number	Package Quantity
A	1.2–2.1	(0.35–1.00)	Blue	5.6	828904-1	1,000
					828904-2	10,000
A	2.2–3.0	(1.5–2.5)	White	5.6	828905-1	10,000
B	3.0–3.7	(2.5–4.0)	Green	7.2	828985-1	5,000
A	Sealing Plug		Natural	5.6	828922-1	10,000
B	Sealing Plug		Brown	7.2	828986-1	5,000

For correct use see Application Specification 114-18148.

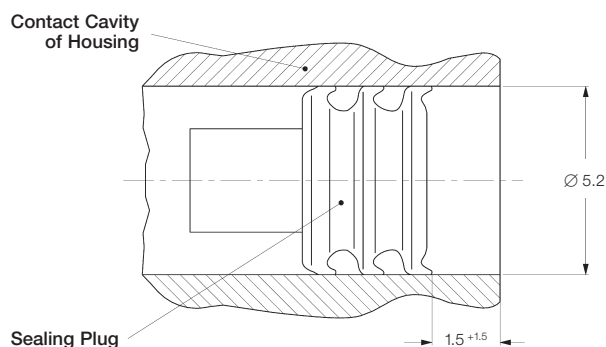


Single Wire Seals and Sealing Plugs

Single Wire Seals and Sealing Plugs for AMP MCP 2.8K Contact System (Cavity Diameter 5.2 mm)



Wire Size Range (mm ²)		Insulation Diameter (mm)	Color	Part Number	Package Quantity
FLK	FLR				
0.35	0.35–1.00	1.2–2.1	Blue	963294-1	5,000
0.5–1.0	1.5	2.0–2.7	Red-Brown	963293-1	5,000
1.5	2.5	2.7–3.0	Yellow	963292-1	5,000
–	–	Sealing Plug	Natural	828922-1	10,000
			Green	828922-2	10,000



Engineering Notes



Receptacle Contacts

Technical Features

Contact Material:

CuNiSi

Top Spring: Stainless Steel

Contact Finish:

Tin plated, selective silver plated

Wire Size Range:

0.2–0.5 mm², 0.5–1.0 mm²,
>1.0–2.5 mm², >2.5–4.0 mm²,
>4.0–6.0 mm²

Current Carrying Capacity:

up to 40 Ampere
(at 20 °C ambient temperature)

Temperature Range:

–40 °C ... +130 °C (tin plated)
–40 °C ... +140 °C (silver plated)
–40 °C ... +140 °C (tin-silver)

Modular Dimensions (Centerline):

0.2–6.0 mm² SRC:

– 6.0 x 8.0 mm

0.2–4.0 mm² SWS:

– 9.0 x 9.0 mm

– 8.0 x 9.0 mm (Staggered)

Dimension of Male Contacts:

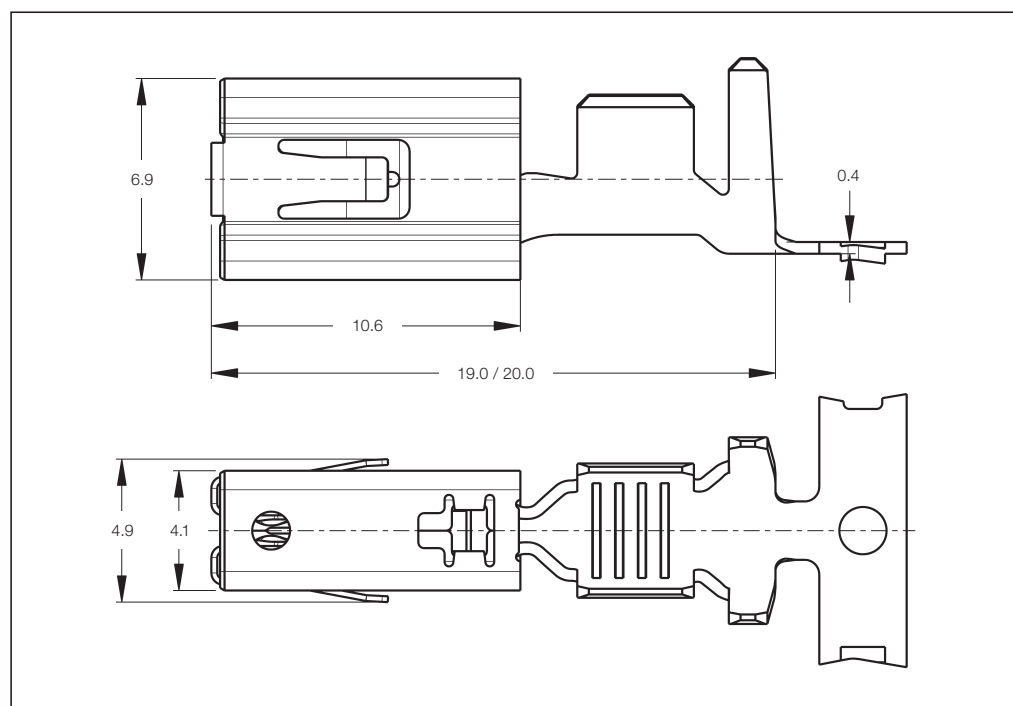
4.8 ±0.1 x 0.8 ±0.03 mm

5.8 ±0.1 x 0.8 ±0.03 mm

6.3 ±0.1 x 0.8 ±0.03 mm

Contact Resistance:

New State ≤2 mΩ



Mating Cycles:●

up to 10 cycles (tin plated)
up to 10 cycles (silver plated)

Mating Force: max. 16 N

Unmating Force: max. 11 N

Extraction Tool:

Part No. **1-1579007-3**

Product Group Drawing:

1241438

Product Specification:

108-18718

Application Specification:

114-18388

● Mating Cycles are depending on various technical influences and must be clarified in each individual case.

Standard Receptacle Contacts (SRC)

Wire Size Range (mm ²)	Insulation Diameter (mm)		Material and Finish*	Part Numbers					Hand Tool
	FLK	FLR		Strip Form	Package Quantity	Loose-Piece	Package Quantity	Applicator*	
0.2–0.5	–	1.1–1.6	-1	1241400	1,800	1241401	500	x-1530002-x	2063567-1
0.5–1.0	–	1.4–2.1	-1 / -3	1241402	1,800	1241403	500	x-1528206-x	
>1.0–2.5	–	2.2–3.0	-1 / -3	1241404	2,000	1241405	500	x-1528095-x	
>2.5–4.0	3.3–4.5	–	-1 / -3	1241406	2,000	1241407	500	x-1528298-x	2119159-1
>4.0–6.0	–	3.4–4.3	-1	1241408	1,800	1241409	500	x-1528895-x	

Receptacle Contacts Single Wire Sealing System (SWS)

Wire Size Range (mm ²)	Insulation Diameter (mm)		Material and Finish*	Part Numbers					Hand Tool
	FLK	FLR		Strip Form	Package Quantity	Loose-Piece	Package Quantity	Applicator*	
0.2–0.5	1.3–2.3	1.1–1.6	-1	1241410	1,500	1241411	500	x-1528513-x	2063625-1
0.5–1.0	2.0–2.7	1.4–2.1	-1 / -3	1241412	1,500	1241413	500	x-1528342-x	
>1.0–2.5	2.7–3.7	2.2–3.0	-1 / -3	1241414	1,500	1241415	500	x-1528231-x	2063626-1
>2.5–4.0	4.1–4.5	3.4–3.7	-1 / -3	1241416	1,500	1241417	500	x-1530003-x	
>4.0–6.0	–	4.0–4.5	-4	1241418	1,500	1241419	500	x-1528947-x	2063627-1

*) **Material and Finish:**
xxx-1 = CuNiSi, pre-tin plated
xxx-3 = CuNiSi, selective silver plated
xxx-4 = CuNiSi, tin-silver pre-plated

*) The pre- and suffix for the applicators depends on the applied termination equipment.

Tab Contacts

**Tabs 5.8 x 0.8 mm
with Steel Top Spring,
Mates with
AMP MCP 6.3/4.8K
Contact System**

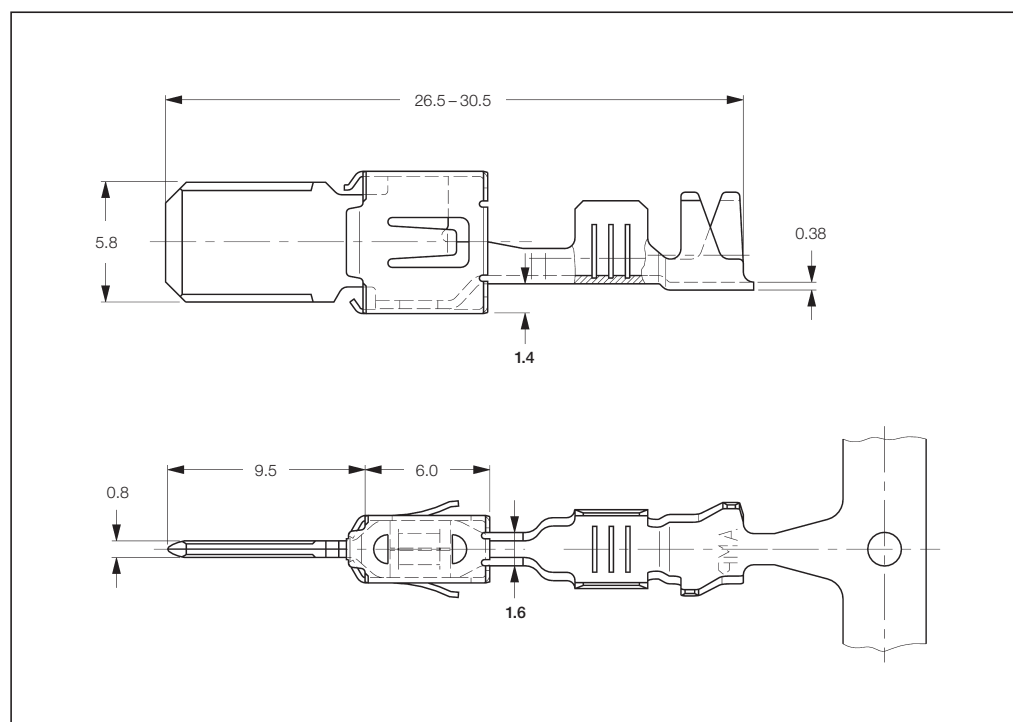
Extraction Tool:

Part No. **1-1579007-6**

Product Group Drawing:
1241895

Product Specification:
108-18064

Application Specification:
114-18052



Standard Tab Contacts (STC)

Wire Size Range (mm ²)	Insulation Diameter (mm)		Material and Finish*	Part Numbers				Applicator	Hand Tool 539635-1 with Die Set
	FLK	FLR		Strip Form	Package Quantity	Loose- Piece	Package Quantity		
1.5-2.5	2.4-3.7	–	1-xxx-1 / 1-xxx-2 / 2-xxx-1 / 2-xxx-2	962845	1,700	963740	500	On request	
3.0-4.0	3.3-4.5	–	1-xxx-1 / 1-xxx-2 / 2-xxx-1 / 2-xxx-2	962846	1,800	963741	500	On request	539759-2
0.5-1.0	–	1.4-2.1	1-xxx-1 / 1-xxx-2 / 2-xxx-1 / 2-xxx-2	963734	1,700	963737	500	On request	
1.5-2.5	–	2.2-3.0	1-xxx-1 / 1-xxx-2 / 2-xxx-1 / 2-xxx-2	963735	1,800	963738	500	On request	734688-1** 539623-1** for 2.5
>2.5-4.0	–	2.7-3.7	1-xxx-1 / 1-xxx-2 / 2-xxx-1 / 2-xxx-2	963736	1,800	963739	500	On request	539623-1**
0.2-0.5	–	1.15-1.60	1-xxx-1 / 2-xxx-1	965984	2,000	965985	500	–	–
4.0-6.0	4.0-5.2	–	1-xxx-1 / 2-xxx-1	968050	1,500	968051	500	On request	–

Tab Contacts Single Wire Sealing System (SWS)

Wire Size Range (mm ²)	Insulation Diameter (mm)		Material and Finish*	Part Numbers				Applicator	Hand Tool 539635-1 with Die Set
	FLK	FLR		Strip Form	Package Quantity	Loose- Piece	Package Quantity		
0.5-1.0	–	1.4-2.1	1-xxx-1 / 1-xxx-2 / 2-xxx-1 / 2-xxx-2	962917	1,500	963742	500	On request	
1.5-2.5	–	2.2-3.0	1-xxx-1 / 1-xxx-2 / 2-xxx-1 / 2-xxx-2	962918	1,500	963743	500	On request	539757-2
>2.5-4.0	–	2.7-3.7	1-xxx-1 / 1-xxx-2 / 2-xxx-1 / 2-xxx-2	962919	1,500	963744	500	On request	

***) Material and Finish:**

1-xxx-1 = CuSn, pre-tin plated

1-xxx-2 = CuSn, selective silver plated

2-xxx-1 = CuFe, pre-tin plated

2-xxx-2 = CuFe, selective silver plated

Remarks:

****) Hand Tool complete**

Tab Contacts

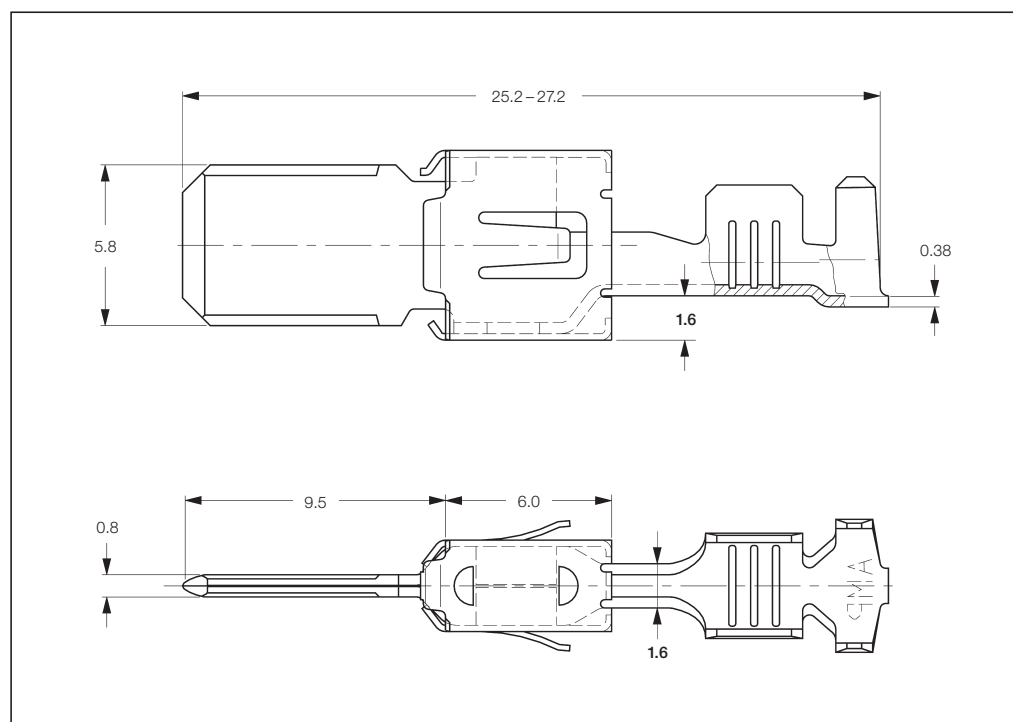
**Tabs 5.8 x 0.8 mm,
with Modified
Steel Top Spring,
Mates with
AMP MCP 6.3/4.8K
Contact System**

Extraction Tool:
Part No. **1-1579007-6**

Product Group Drawing:
1394011

Product Specification:
108-18064

Application Specification:
114-18052



Standard Tab Contacts with Modified Spring (STC)

Wire Size Range (mm ²)	Insulation Diameter (mm)		Material and Finish*	Part Numbers					Hand Tool
	FLK	FLR		Strip Form	Package Quantity	Loose- Piece	Package Quantity	Applicator*	
0.2-0.5	–	1.15-1.60	-1	969007	1,800	969008	500	x-1528296-x	2063536-1
0.5-1.0	–	1.4-2.1	-1	964304	1,800	964303	500	x-1528093-x	
> 1.0-2.5	–	2.2-3.0	-1 / -3	964306	1,900	964305	500	x-1528094-x	
> 2.5-4.0	3.3-4.5	3.3-4.5	-1	964308	1,800	964307	500	x-1530004-x	

Tab Contacts Single Wire Sealing System with Modified Spring (SWS)

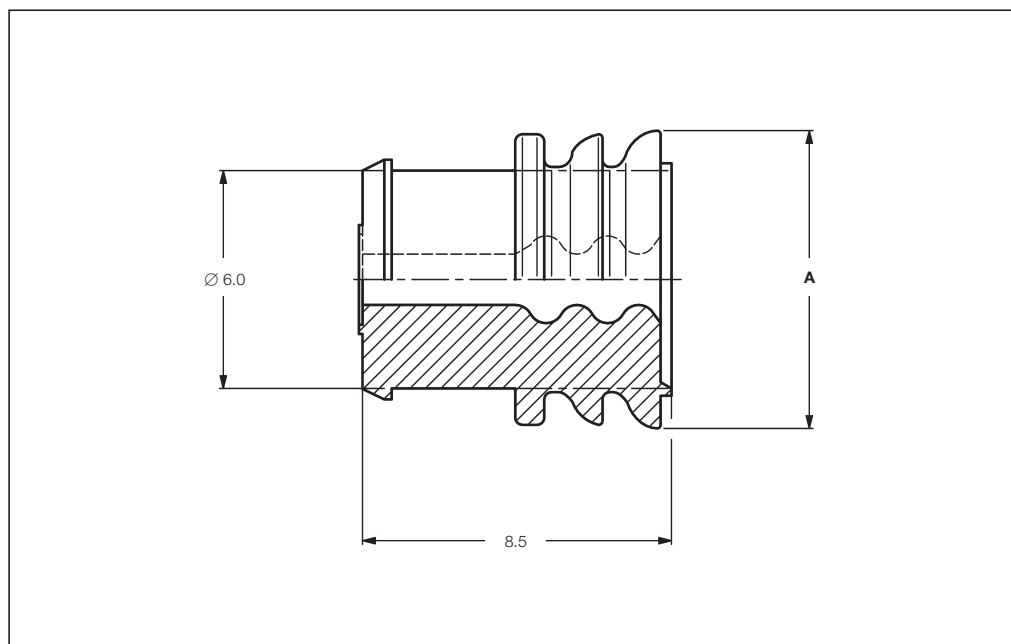
Wire Size Range (mm ²)	Insulation Diameter (mm)		Material and Finish*	Part Numbers					Hand Tool
	FLK	FLR		Strip Form	Package Quantity	Loose- Piece	Package Quantity	Applicator*	
0.5-1.0	–	1.4-2.1	-1	964310	1,500	964309	500	x-1528437-x	2063560-1
> 1.0-2.5	–	2.2-3.0	-1	964312	1,400	964311	500	x-1528444-x	
> 2.5-4.0	–	2.7-3.7	-1	964314	1,300	964313	500	x-1528439-x	

*) **Material and Finish:**
xxx-1 = CuFe, pre-tin plated
xxx-3 = CuSn, selective gold plated

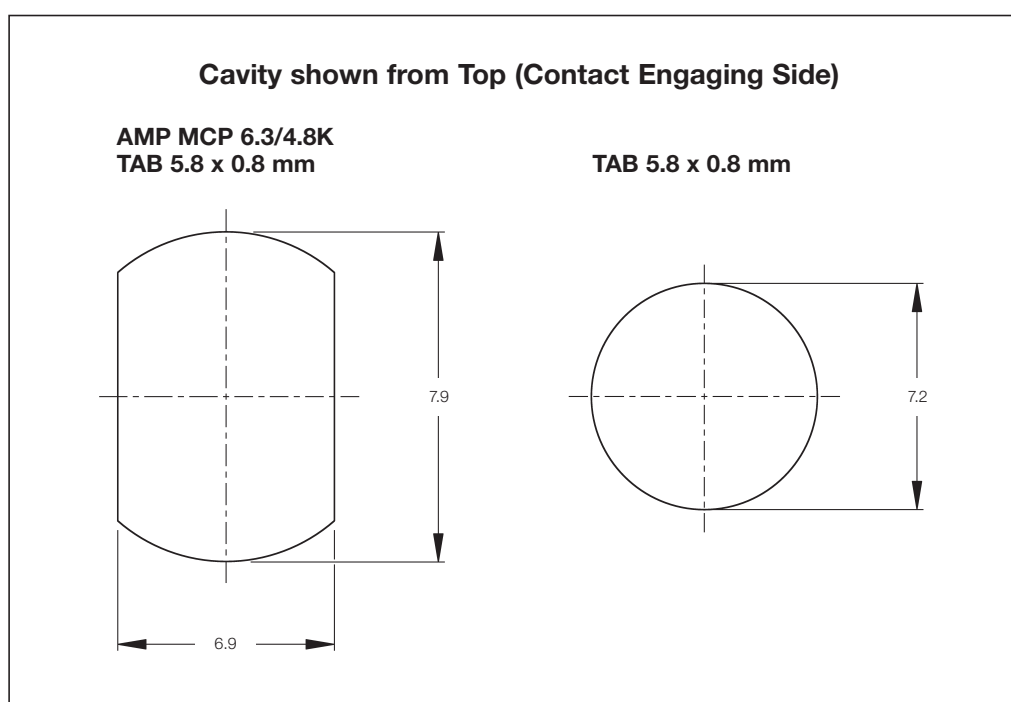
*) The pre- and suffix for the applicators depends on the applied termination equipment.

Single Wire Seals and Sealing Plugs

**Single Wire Seals
and Sealing Plugs
for AMP MCP 6.3/4.8K
Contact System**
(Cavity Diameter see below)

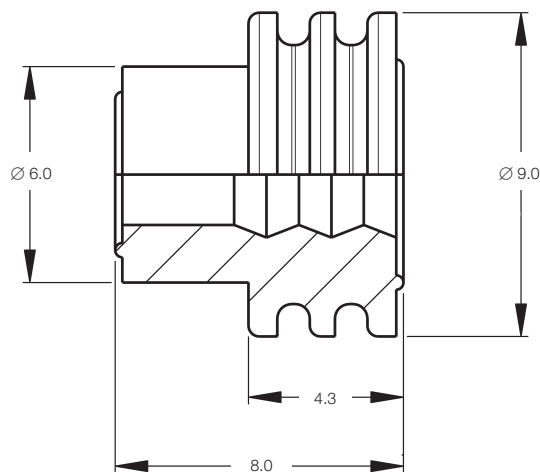


Insulation Diameter (mm)	Color	Diameter A (mm)	Part Number	Package Quantity
1.4–2.1	Blue	8.2	963243-1	2,500
2.2–3.0	White	8.2	963244-1	2,500
3.4–3.7	Yellow	8.2	963245-1	2,500
Sealing Plug	Black	8.1	100132-1	1,000



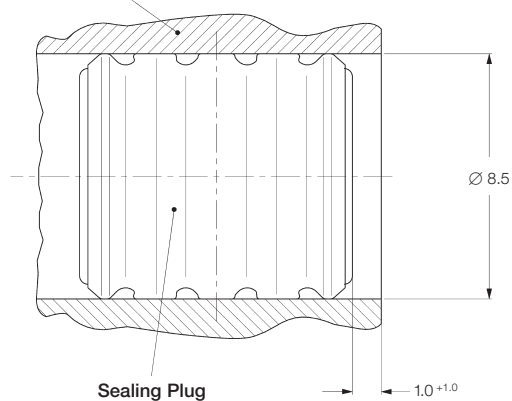
Single Wire Seals and Sealing Plugs

**Single Wire Seals
and Sealing Plugs
for AMP MCP 6.3/4.8K
Contact System
(Cavity Diameter 8.5 mm)**



Insulation Diameter (mm)	Color	Part Number	Package Quantity
2.0–2.7	White	1394511-1	10,000
3.4–3.7	Blue	1394512-1	10,000
4.0–4.5	Green	1719043-1	10,000
Sealing Plug	Transparent	967652-1	20,000

Contact Cavity of Housing
for Single Wire Seals and Sealing Plug



Engineering Notes



Lanceless Receptacle Contacts

Technical Features

Material:

Contact: CuNiSi
Tabs: CuSn4, CuFe2
Top Spring: Stainless Steel

Contact Finish:

Tin plated

Wire Size Range:

6.0–10.0 mm²

Current Carrying Capacity:

up to 80 Ampere
(at 20 °C ambient temperature)

Temperature Range:

–40 °C ... +130 °C (tin plated)

Mating Cycles:●

up to 10 cycles (tin plated)

Modular Dimensions (Centerline):

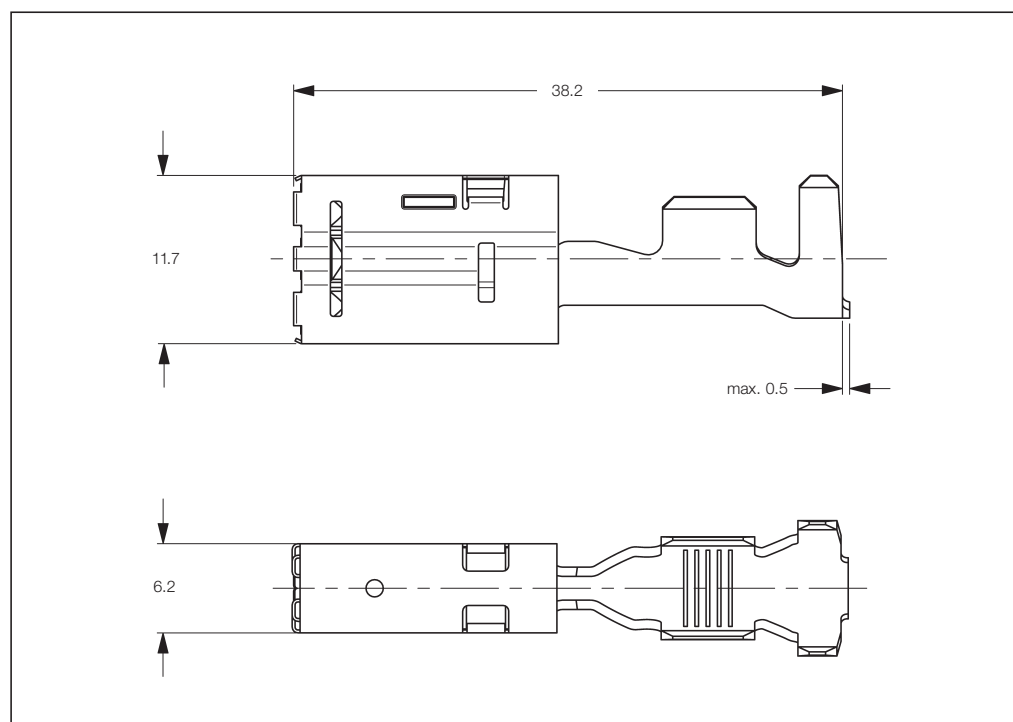
6.0–10.0 mm² SRC:
– 12.7 x 9.5 mm
– 12.7 x 8.5 mm (Staggered)

Contact Resistance:

New State ≤4 mΩ

Extraction Tool:

Extraction possible without tool



Mating Force:

Max. 35 N

Unmating Force:

Max. 15 N

Product Specification:

108-18630

Application Specification:

114-18269

●) Mating Cycles are depending on various technical influences and must be clarified in each individual case.

Lanceless Receptacle Contacts

Wire Size Range (mm²)	Insulation Diameter (mm)		Material and Finish *	Part Numbers					
	FLK	FLR		Strip Form	Package Quantity	Loose- Piece	Package Quantity	Applicator	Hand Tool 539783-1 with Die Set
6.0–10.0	4.6–6.6	–	1-xxx-1	1355849	600	–	–	On request	539783-5 for 6 mm 539783-6 for 10 mm

*) Material and Finish:

1-xxx-1 = CuNiSi, pre-tin plated

Receptacle Contacts

Technical Features

Material:

Contact: CuNiSi
Tabs: CuSn4, CuFe2
Top Spring: Stainless Steel

Contact Finish:

Tin plated,
selective silver plated

Wire Size Range:

6.0–10.0 mm², >10.0–16.0 mm²

Current Carrying Capacity:

up to 100 Ampere
(at 20 °C ambient temperature)

Temperature Range:

–40 °C ... +130 °C (tin plated)
–40 °C ... +140 °C (silver plated)

Mating Cycles:●

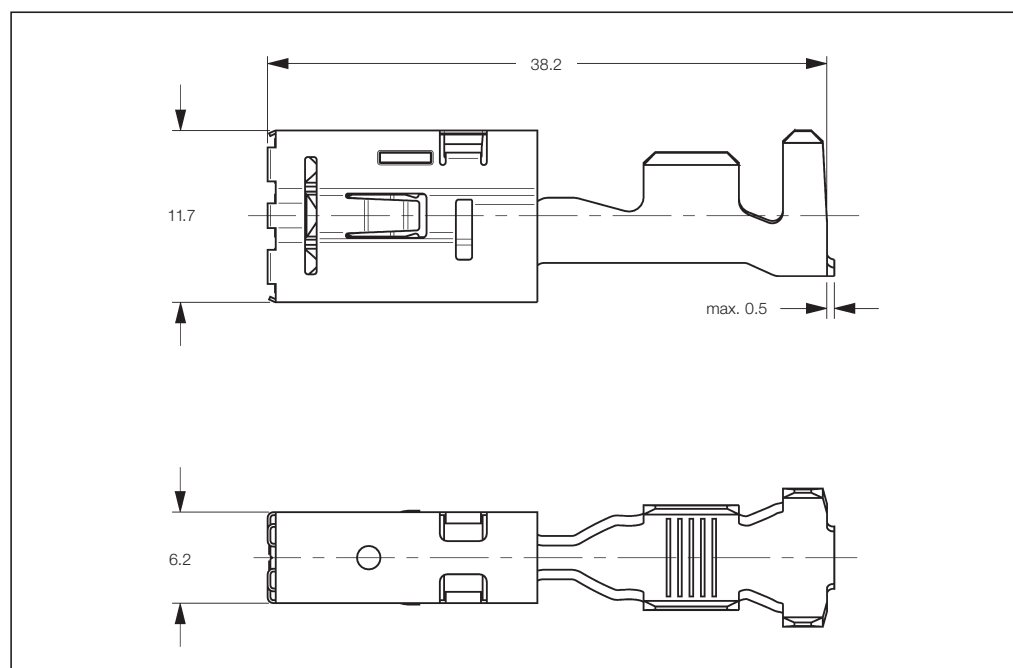
up to 10 cycles (tin plated)
up to 50 cycles (silver plated)

Modular Dimensions (Centerline):

6.0–10.0 mm² SRC:
– 12.7 x 9.5 mm
– 12.7 x 8.5 mm (Staggered)

10.0–16.0 mm² SRC:
– 12.7 x 10.5 mm
– 12.7 x 9.0 mm (Staggered)

6.0–10.0 mm² SWS:
– 16.0 x 16.0 mm
– 16.0 x 14.0 mm (Staggered)



Contact Resistance:
New State ≤ 4 mΩ

Mating Force:
Max. 35 N

Unmating Force:
Max. 15 N

Extraction Tool:
Part No. **539971-1**

Product Group Drawing:
1355037 for tab 9.5 x 1.2
(ISO 8092 standard)
1241994 for tab 9.5 x 0.8

Product Specification:
108-18630

Application Specification:
114-18269

●) Mating Cycles are depending on various technical influences and must be clarified in each individual case.

Standard Receptacle Contacts (SRC)

Wire Size Range (mm ²)	Insulation Diameter (mm)		Material and Finish *	Part Numbers				Applicator	Hand Tool 539783-1 with Die Set
	FLK	FLR		Strip Form	Package Quantity	Loose-Piece	Package Quantity		
3.0–6.0	4.0–5.2	–	1-xxx-1	1718386**	600	1719385	500	–	–
6.0–10.0	4.6–6.6	–	1-xxx-1	967588	600	929150	500	On request	539783-5 for 6 mm 539783-6 for 10 mm
			1-xxx-1	1241930**	500	1241938	500	On request	539783-5 for 6 mm 539783-6 for 10 mm
>10.0–16.0	7.1–8.1	–	1-xxx-1 / 1-xxx-2	967589	500	929151	500	On request	539783-7

Receptacle Contacts Single Wire Sealing System (SWS)

Wire Size Range (mm ²)	Insulation Diameter (mm)		Material and Finish	Part Numbers				Applicator	Hand Tool 539783-1 with Die Set
	FLK	FLR		Strip Form	Package Quantity	Loose-Piece	Package Quantity		
6.0–10.0	4.6–6.6	–	CuNiSi, pre-tin plated	1-967590-1	500	1-929152-1	500	On request	539783-8 for 6 mm 539783-9 for 10 mm
>10.0–16.0	7.1–8.1	–	CuNiSi, pre-tin plated	1-967591-1	500	1-929153-1	500	On request	1-539783-0

*) Material and Finish:

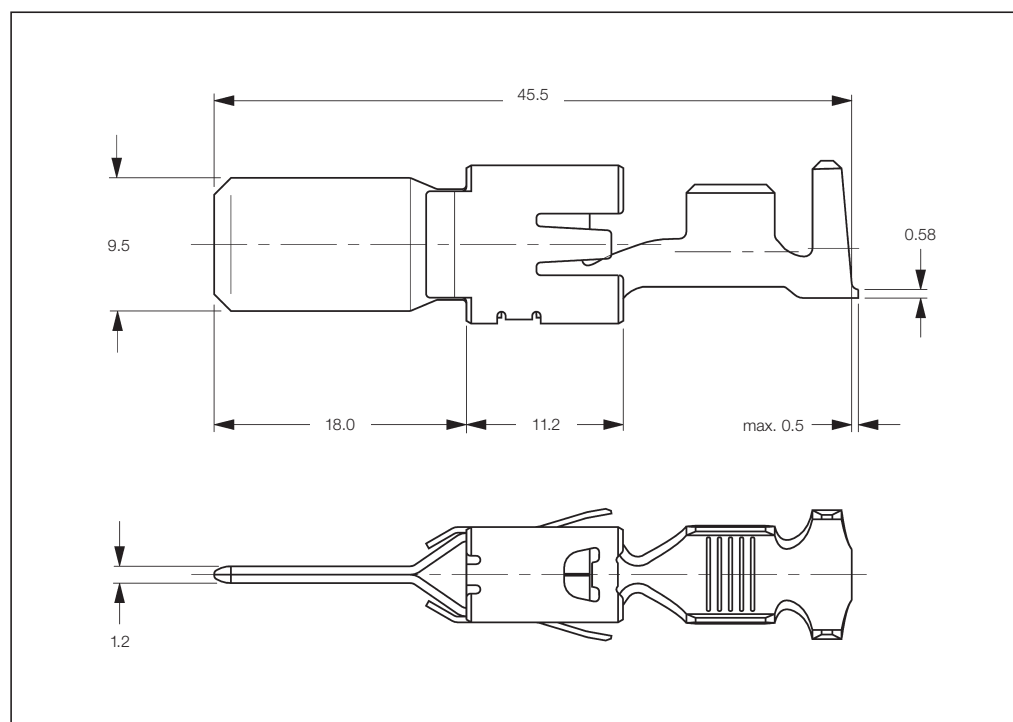
1-xxx-1 = CuNiSi, pre-tin plated
1-xxx-2 = CuNiSi, selective silver plated

**) For Tab 9.5 x 0.8 mm

Tab Contacts

**Tabs 9.5 x 1.2 mm
with Steel Top Spring,
Mates with AMP MCP 9.5
Contact System**

Extraction Tool:
Part No. **1-1579007-7**



Standard Tab Contacts (STC)

Wire Size Range (mm ²)	Insulation Diameter (mm)		Material and Finish *	Part Numbers				Applicator	Hand Tool
	FLK	FLR		Strip Form	Package Quantity	Loose-Piece	Package Quantity		
2.5–4.0	3.3–4.7	–	-1 / -2	963764	700	963765	500	On request	734532-1
4.0–6.0	4.0–5.2	–	-1 / -2	963766	700	963767	500	On request	734533-1
6.0–10.0	4.7–6.6	–	-1 / -2 / -3	963768	700	963769	500	On request	734533-1

Tab Contacts Single Wire Sealing System (SWS)

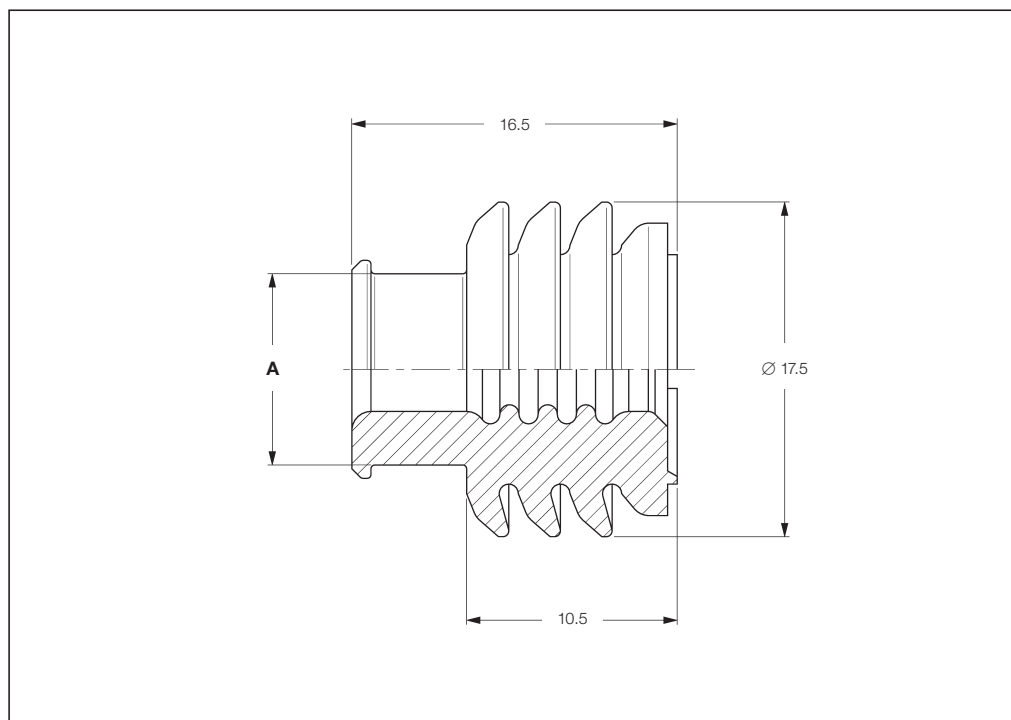
Wire Size Range (mm ²)	Insulation Diameter (mm)		Material and Finish *	Part Numbers				Applicator	Hand Tool
	FLK	FLR		Strip Form	Package Quantity	Loose-Piece	Package Quantity		
2.5–4.0	4.0–4.5	–	-1 / -2	963770	550	963771	500	On request	–
4.0–6.0	4.7–5.3	–	-1 / -2	963772	550	963773	500	On request	–
6.0–10.0	6.2–6.6	–	-1 / -2	963774	550	963775	500	On request	–

***) Material and Finish:**

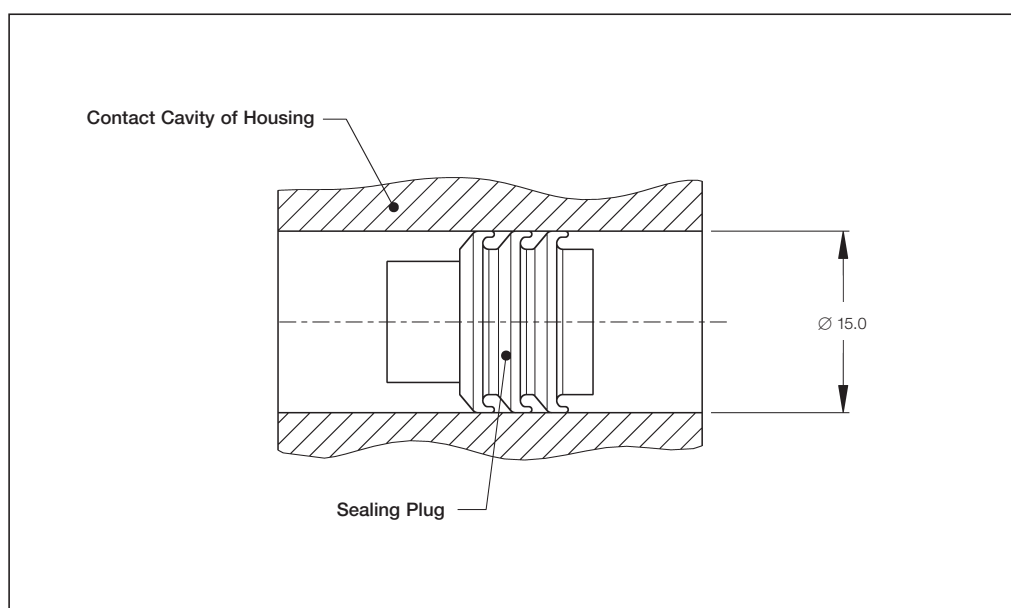
- 1 = CuSn, pre-tin plated
- 2 = CuFe, pre-tin plated
- 3 = CuSn0.15, pre-tin plated

Single Wire Seals and Sealing Plugs

Single Wire Seals and Sealing Plugs for AMP MCP 9.5 Contact System



Wire Size Range (mm ²)	Insulation Diameter (mm)	Color	Part Number	Package Quantity	Dimension A (mm)
6.0	4.6–5.2	Violet	1355437-1	4,000	10.0
10.0	5.8–6.6	Blue	1355437-2	4,000	10.0
16.0	7.1–8.1	Red	1355437-3	4,000	10.8
–	Sealing Plug	–	–	–	–



Introduction



The AMP MCP Connector System offers receptacle and tab housings with capability for waterproofing and resistance to conditions of extreme vibration.

The system is designed for electronic and electrical applications in motor vehicles, where vibrations and mechanical stress, in the long term, can affect the quality on the contact system.

AMP MCP Connectors

- High reliability status supported for long term use
- High vibration level supported
- Perfect design to avoid quality problems, reduce manufacturing and service cost
- Integrated secondary locking device delivered in pre-locked position
- Wire-to-wire sealed and unsealed connectors (SWS)
- Wire-to-board sealed and unsealed connectors (SWS)
- Polarisation, several keyings
- Locking mechanism for smaller connectors/mating aid for higher numbers of ways

Unsealed AMP MCP 1.5K Receptacle Housings

Technical Features

No. of Positions:

32 (22+10) Positions

Housing Material:

22 Position: PBT/ASA-GF20

10 Position: PBT-GF10

Wire Size Range:

AMP MCP 1.5K: 0.2–1.5 mm²

AMP MCP 2.8K: 0.2–2.5 mm²

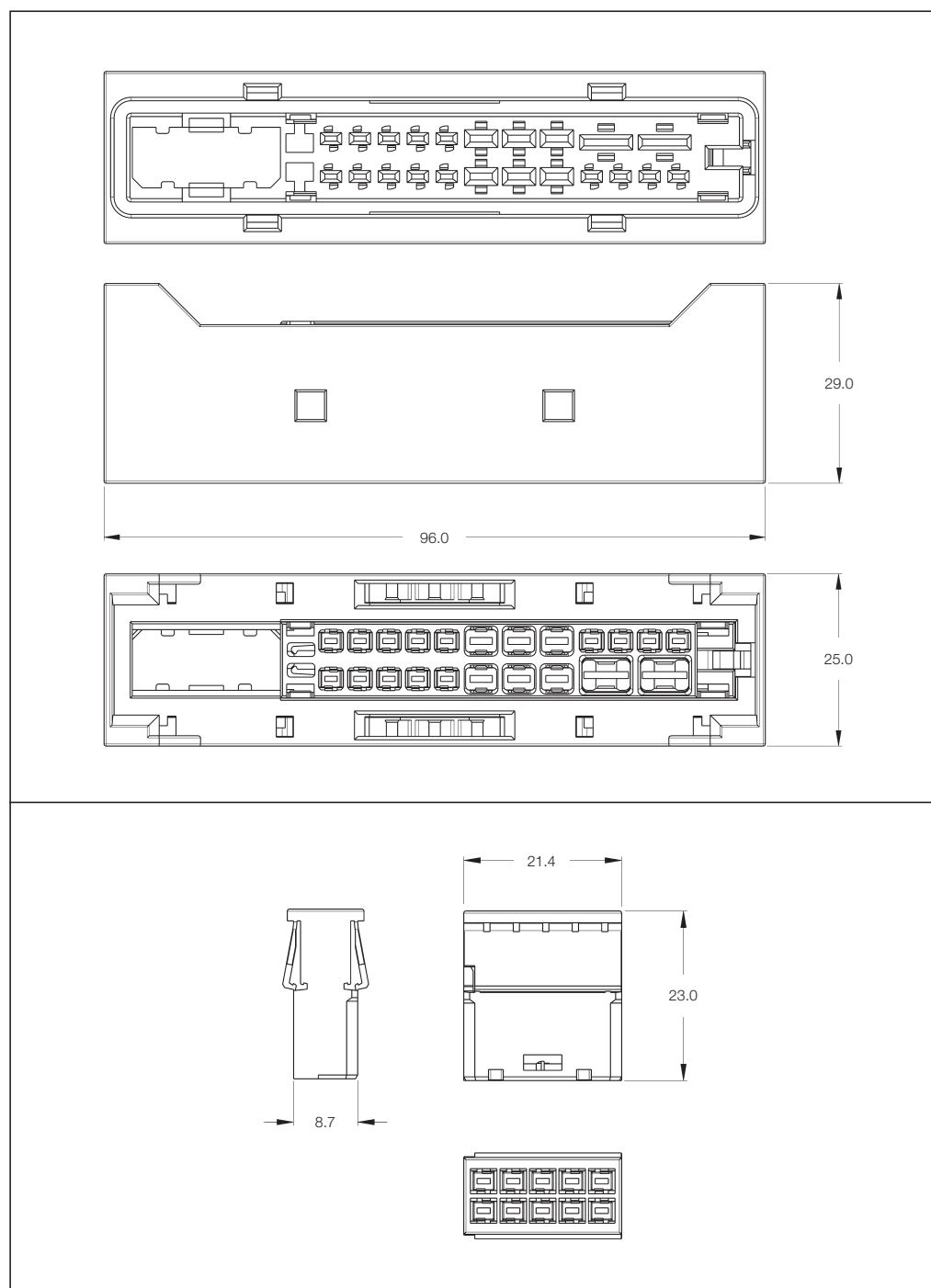
AMP MCP 4.8K: 0.2–4.0 mm²

Product Specification:

108-18950

Application Specification:

114-18619-001



Receptacle Housings with 22 Pos. and 10 Pos. AMP MCP

No. of Positions	Keying Options	Housing Color	Part Numbers			
			Receptacle Housing, 22 Positions	Receptacle Housing, 10 Positions	Cover and Lever	Mating PCB Header Right-Angle
22+10	–	Black / Slider Right	1534180-1	1534181-1	1534184-1	1534046-1
		Black / Slider Left	1534180-2	1534181-1	1534184-2	1534046-1

Unsealed AMP MCP 1.5K Receptacle Housings

Technical Features

No. of Positions:

32 (22+10) Positions

Housing Material:

22 Position: PBT/ASA-GF20

10 Position: PBT-GF10

Wire Size Range:

AMP MCP 1.5K: 0.2–1.5 mm²

AMP MCP 2.8K: 0.2–2.5 mm²

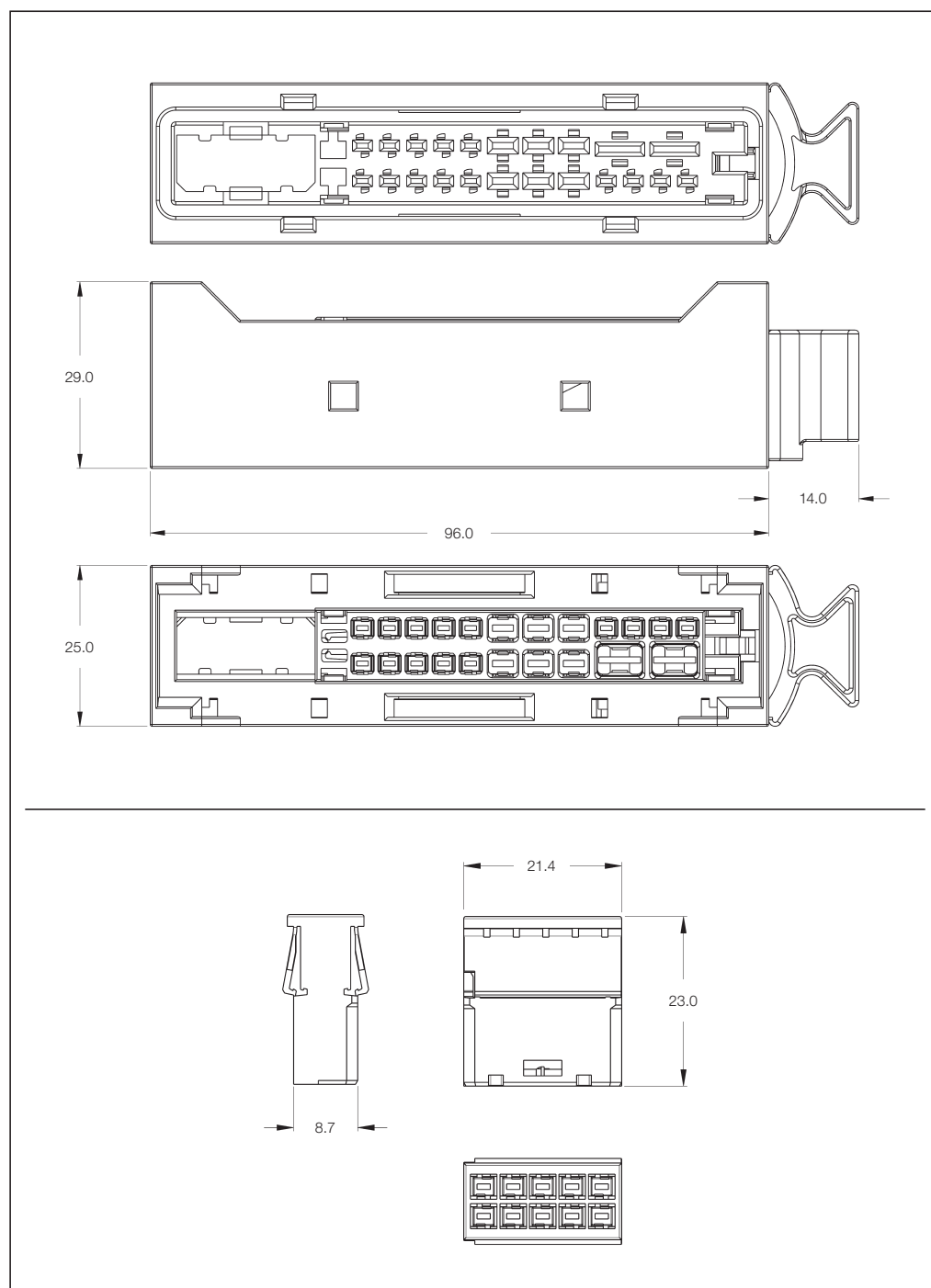
AMP MCP 4.8K: 0.2–4.0 mm²

Product Specification:

108-18950

Application Specification:

114-18619-001



Receptacle Housings with 22 Pos. and 10 Pos. AMP MCP

No. of Positions	Keying Options	Housing Color	Part Numbers			
			Receptacle Housing, 22 Positions	Receptacle Housing, 10 Positions	Cover and Lever	Mating PCB Header Right-Angle
22+10	–	Black	1534399-1	1534181-1	–	1534046-1

Unsealed AMP MCP 1.5K Receptacle Housings

Technical Features

No. of Positions:

38 (22+16) Positions

Housing Material:

22 Position: PBT/ASA-GF20

10 Position: PBT-GF10

Wire Size Range:

AMP MCP 1.5K: 0.2–1.5 mm²

AMP MCP 2.8K: 0.2–2.5 mm²

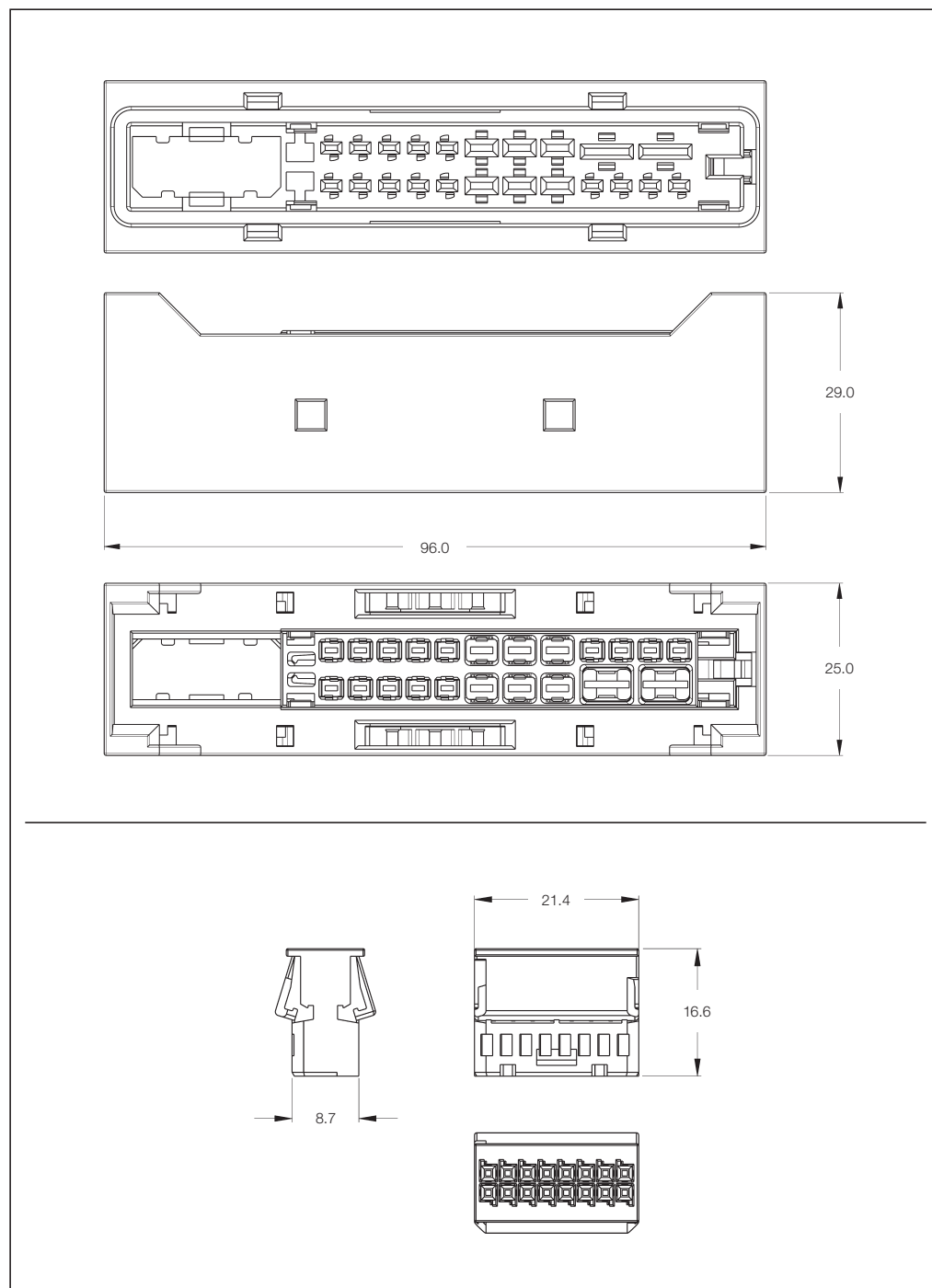
AMP MCP 4.8K: 0.2–4.0 mm²

Product Specification:

108-18950

Application Specification:

114-18619-001



Receptacle Housings with 22 Pos. AMP MCP + 16 Pos. MQS (Micro Quadlok)

No. of Positions	Keying Options	Housing Color	Part Numbers			
			Receptacle Housing, 22 Positions	Receptacle Housing, 16 Positions	Cover and Lever	Mating PCB Header Right-Angle
22+16	–	Black / Slider Right	1534180-1	1534579-1	1534184-1	1534531-1
		Black / Slider Left	1534180-2	1534579-1	1534184-2	1534531-1

Unsealed AMP MCP 1.5K Receptacle Housings

Technical Features

No. of Positions:

38 (22+16) Positions

Housing Material:

22 Position: PBT/ASA-GF20

10 Position: PBT-GF10

Wire Size Range:

AMP MCP 1.5K: 0.2–1.5 mm²

AMP MCP 2.8K: 0.2–2.5 mm²

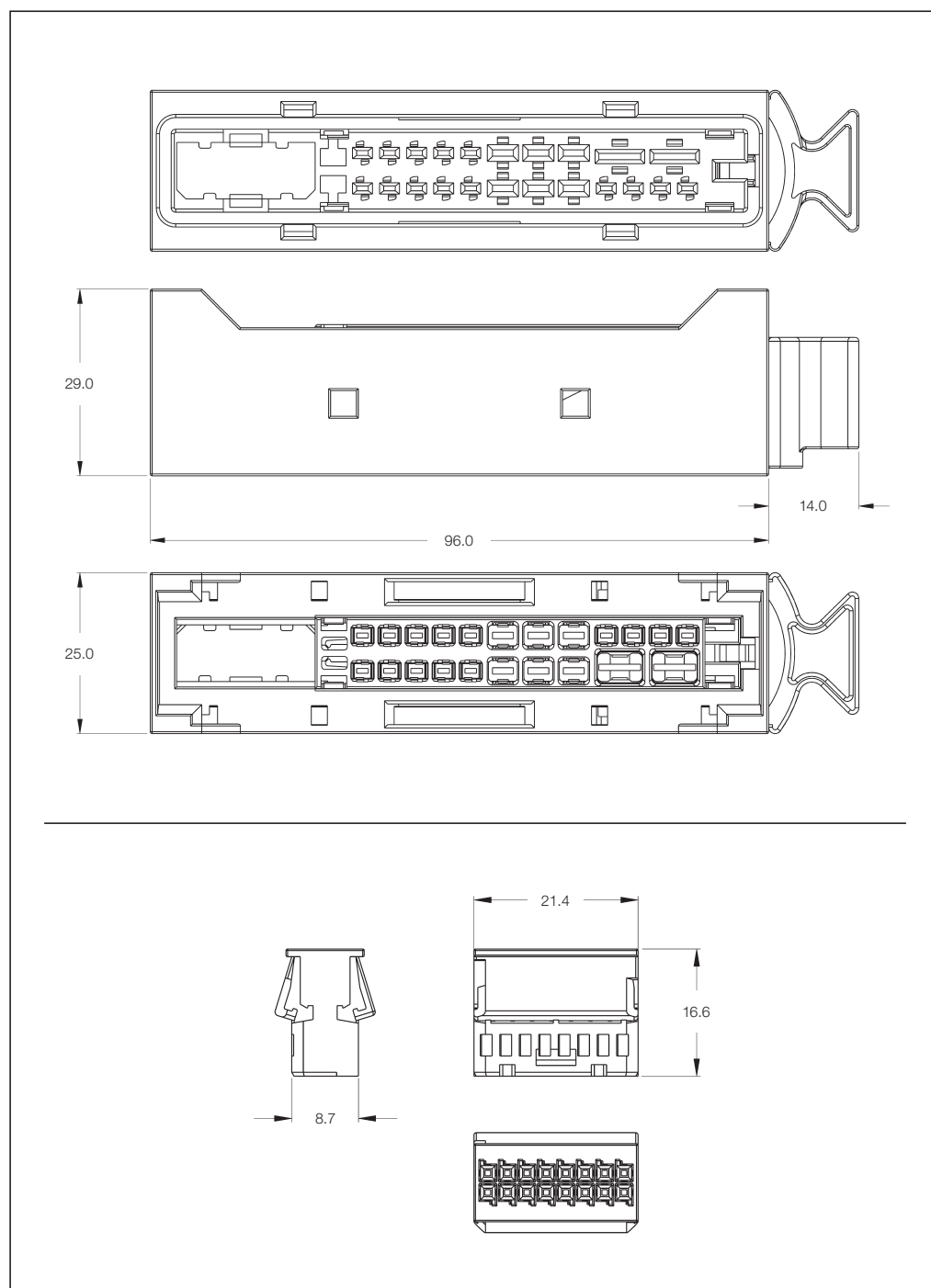
AMP MCP 4.8K: 0.2–4.0 mm²

Product Specification:

108-18950

Application Specification:

114-18619-001



Receptacle Housings with 22 Pos. AMP MCP + 16 Pos. MQS (Micro Quadlok)

No. of Positions	Keying Options	Housing Color	Part Numbers			
			Receptacle Housing, 22 Positions	Receptacle Housing, 10 Positions	Cover and Lever	Mating PCB Header Right-Angle
22+16	–	Black	1534399-1	1534579-1	–	1534531-1

Unsealed AMP MCP 1.5K/2.8 Receptacle Housings

Technical Features

No. of Positions:

12 Positions Assembly

Housing Material:

PA 66 GF

Wire Size Range:

4x 2.5 mm² FLR Max.

8x 1.5 mm² FLR Max.

Extraction Tools:

Part No. **1579007-1**

Part No. **1-1579007-1**

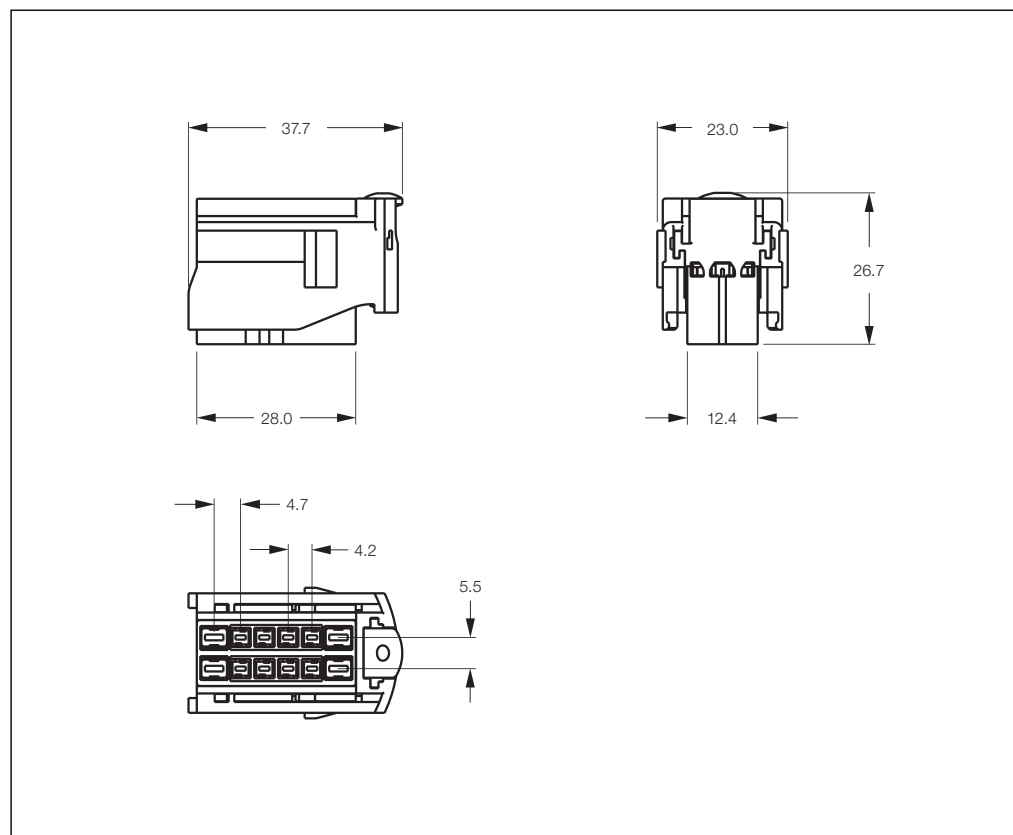
dependent on the contact

Product Specification:

108-20243

Application Specification:

411-20071



Unsealed Mixed Receptacle Housings

No. of Positions	Keying Options	Housing Color	Part Numbers			
			Receptacle Housing	Package Quantity	Mating Tab Housing	Mating PCB Header
12	A with CPA*	Black	284853-1	1,000	284858-1	—
	A without CPA	Black	284853-2	1,000	284858-3	—
	B with CPA*	Gray	284853-3	1,000	284858-2	—
	B without CPA	Gray	284853-4	1,000	284858-4	—

*) CPA = Connector Position Assurance.

Unsealed AMP MCP 1.5K/2.8 Receptacle Housings

Technical Features

No. of Positions:

20 Positions Assembly

Housing Material:

PA 66 GF

Wire Size Range:

4x 2.5 mm² FLR Max.

16x 1.5 mm² FLR Max.

Extraction Tools:

Part No. **1579007-1**

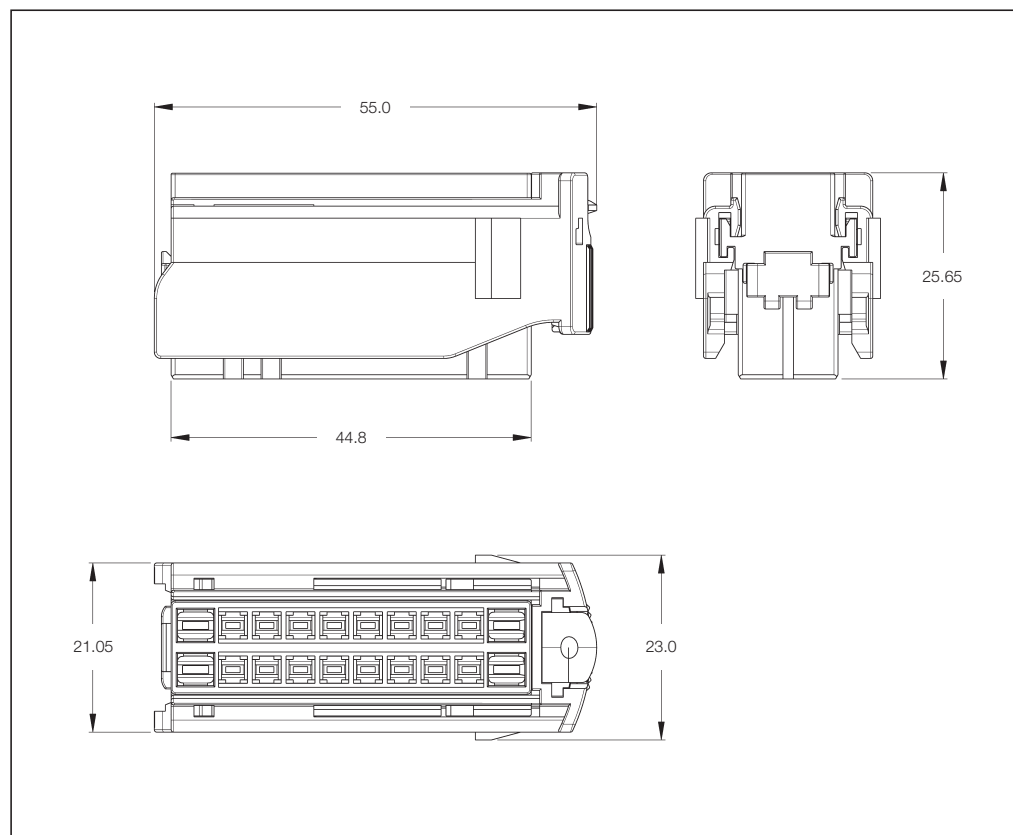
Part No. **1-1579007-1**
dependent on the contact

Product Specification:

108-20243

Application Specification:

411-20071



Unsealed Mixed Receptacle Housings

No. of Positions	Keying Options	Housing Color	Part Numbers			
			Receptacle Housing	Package Quantity	Mating Tab Housing	Mating PCB Header
20	A with CPA*	Black	284875-1	600	284879-1	—
	A without CPA	Black	284875-2	600	284879-3	—
	B with CPA*	Gray	284875-3	600	284879-2	—
	B without CPA	Gray	284875-4	600	284879-4	—

*) CPA = Connector Position Assurance.

Unsealed AMP MCP 1.5K Receptacle Insert

Technical Features

No. of Positions:

9 Positions

Housing Material:

PBT-GF20

Wire Size Range:

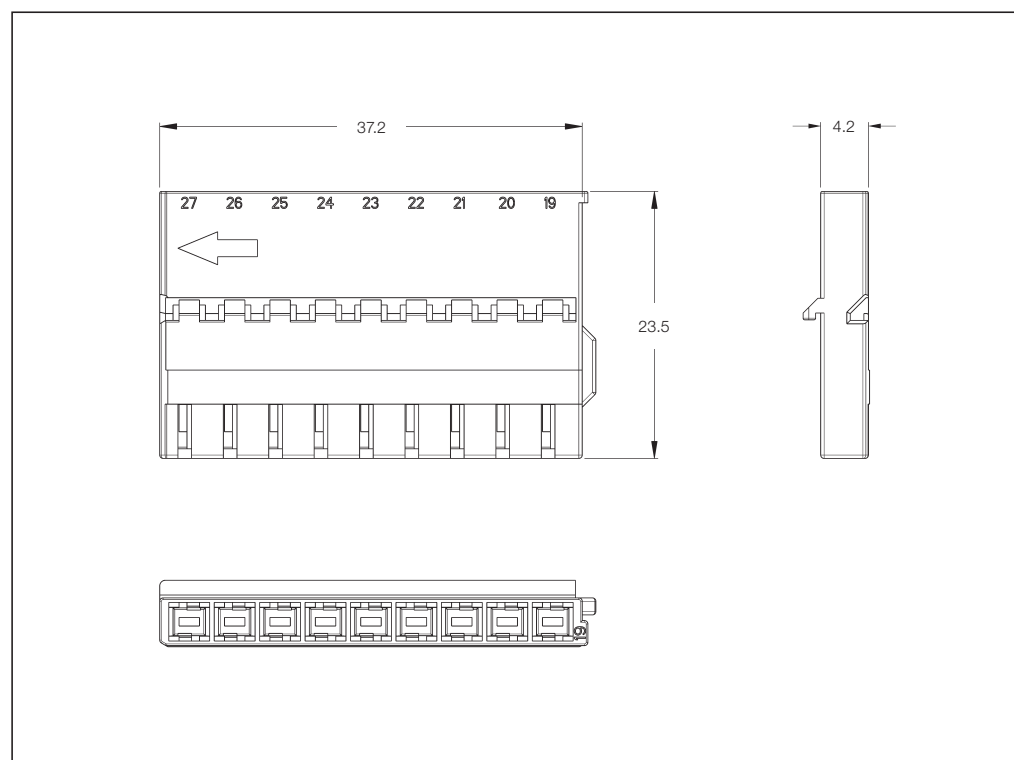
1.5 mm² FLR Max.

Product Specification:

108-18957

Application Specification:

114-18663



AMP MCP 1.5K Receptacle Insert

No. of Positions	Keying Options	Housing Color	Part Numbers	
			Receptacle Insert	Used with Carrier
9	A	Black	1718490-1	1-1718485-1
				1-1718485-2
	B	Natural	1718490-2	1-1718485-3
				1-1718485-4

Unsealed AMP MCP 1.5K Receptacle Insert

Technical Features

No. of Positions:

18 Positions

Housing Material:

PBT-GF20

Wire Size Range:

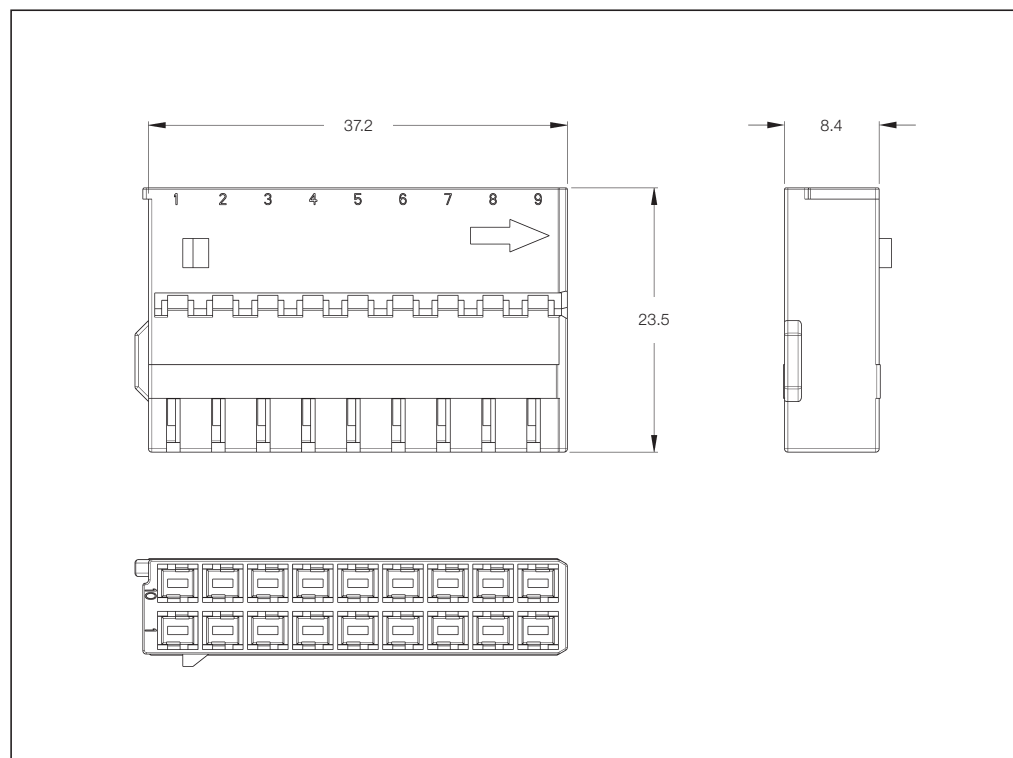
1.5 mm² FLR Max.

Product Specification:

108-18957

Application Specification:

114-18663



AMP MCP 1.5K Receptacle Insert

No. of Positions	Keying Options	Housing Color	Part Numbers	
			Receptacle Insert	Used with Carrier
18	—	Black	1718489-1	1-1718484-1
				1-1718484-2
				1-1718484-3
				1-1718484-4
				1-1718485-1
				1-1718485-2
				1-1718485-3
				1-1718485-4

Unsealed AMP MCP 2.8 Receptacle Insert

Technical Features

No. of Positions:

7 Positions

Housing Material:

PBT-GF20

Wire Size Range:

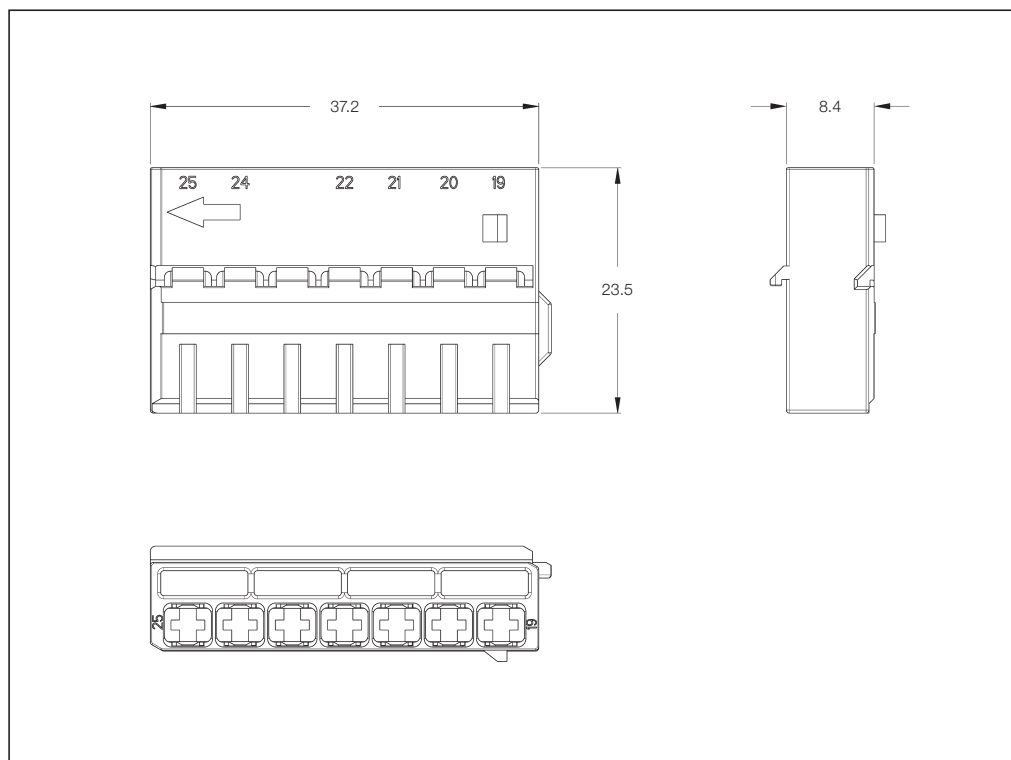
2.5 mm² FLR Max.

Product Specification:

108-18957

Application Specification:

114-18663



AMP MCP 2.8 Receptacle Insert

No. of Positions	Keying Options	Housing Color	Part Numbers	
			Receptacle Insert	Used with Carrier
7	–	Natural	1718488-1	1-1718484-1
				1-1718484-2
				1-1718484-3
				1-1718484-4

Unsealed (Carrier) Housings for AMP MCP 1.5K Receptacle Inserts

Technical Features

No. of Positions:

36 Positions

Housing Material:

PBT/ASA-GF30

Wire Size Range:

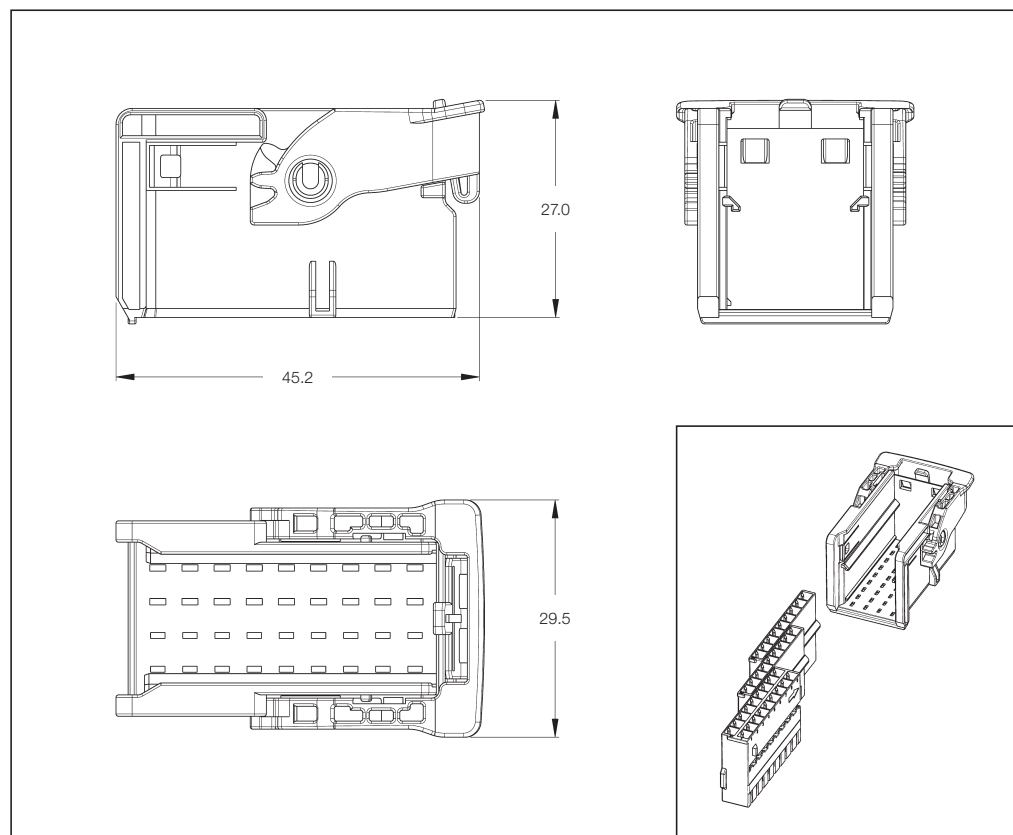
1.5 mm² FLR Max.
with receptacle insert
Part No. **1718489** and
Part No. **1718490**

Product Specification:

108-18957

Application Specification:

114-18663



Unsealed (Carrier) Housings for AMP MCP 1.5K Receptacle Inserts

No. of Positions	Keying Options	Housing Color	Part Numbers				
			Carrier with Lever	9 Pos. Insert Key A	9 Pos. Insert Key B	Mating Tab Housing	Mating Tab Header
36	A	Brown	1-1718485-1	1718490-1	1718490-2	1-1718492-1	1-1670615-1
	B	Purple	1-1718485-2			1-1718492-2	*)
	C	Emerald Green	1-1718485-3			1-1718492-3	*)
	D	Water Blue	1-1718485-4			1-1718492-4	*)

*) On request.

Unsealed (Carrier) Housings for AMP MCP 1.5K and AMP MCP 2.8 Receptacle Inserts

Technical Features

No. of Positions:

25 Positions

Housing Material:

PBT/ASA-GF30

Wire Size Range

(with Receptacle Insert):

Part No. **1718488-1**

2.5 mm² FLR Max. (7x)

Part No. **1718489-1**

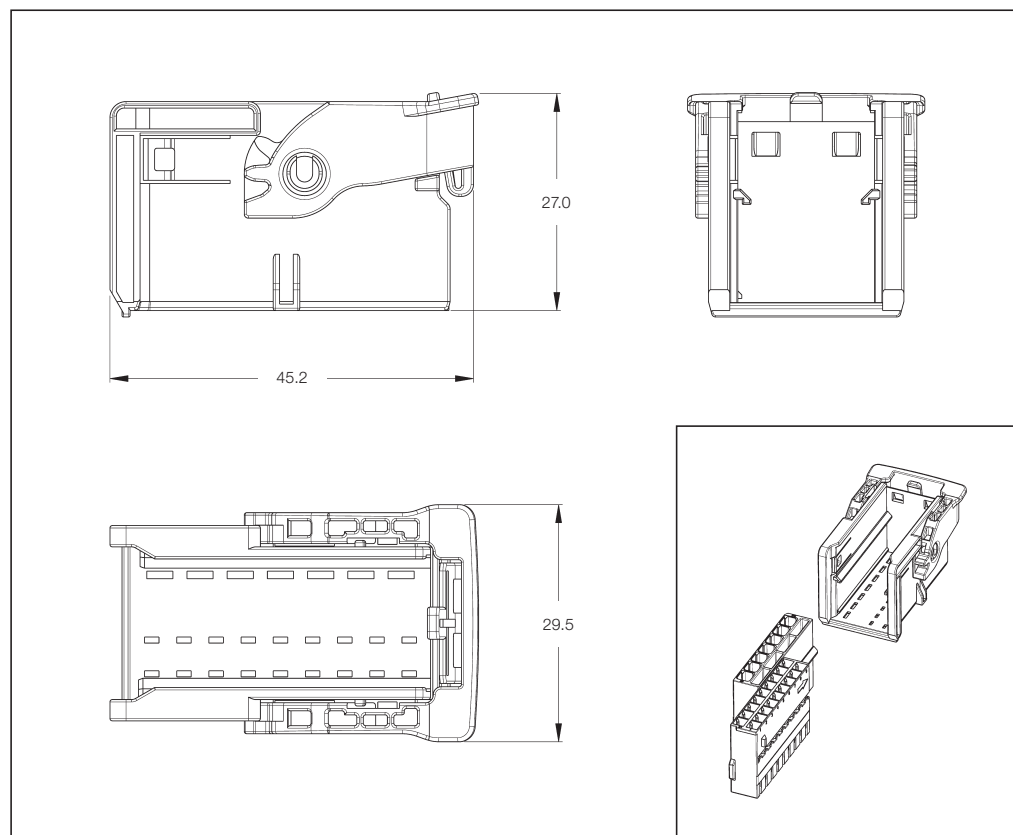
1.5 mm² FLR Max. (18x)

Product Specification:

108-18957

Application Specification:

114-18663



Unsealed (Carrier) Housings for AMP MCP 1.5K and AMP MCP 2.8 Receptacle Inserts

No. of Positions	Keying Options	Housing Color	Part Numbers				
			Carrier with Lever	7 Position Insert	18 Position Insert	Mating Tab Housing	Mating Tab Header
25	A	Brown	1-1718484-1	1718488-1	1718489-1	1-1718491-1	1-1670615-2
	B	Purple	1-1718484-2			1-1718491-2	*)
	C	Emerald Green	1-1718484-3			1-1718491-3	*)
	D	Water Blue	1-1718484-4			1-1718491-4	*)

*) On request.

Unsealed AMP MCP 2.8 Receptacle Housings with Secondary Locking

Technical Features

No. of Positions:

3–21 Positions

Housing Material:

PA 66 GF13

Material and Finish

Headers:

CuSn, tin plated

Wire Size Range:

2.5 mm² FLR Max.

4.0 mm² FLR Max. (3 pos. only)

Product Group Drawing:

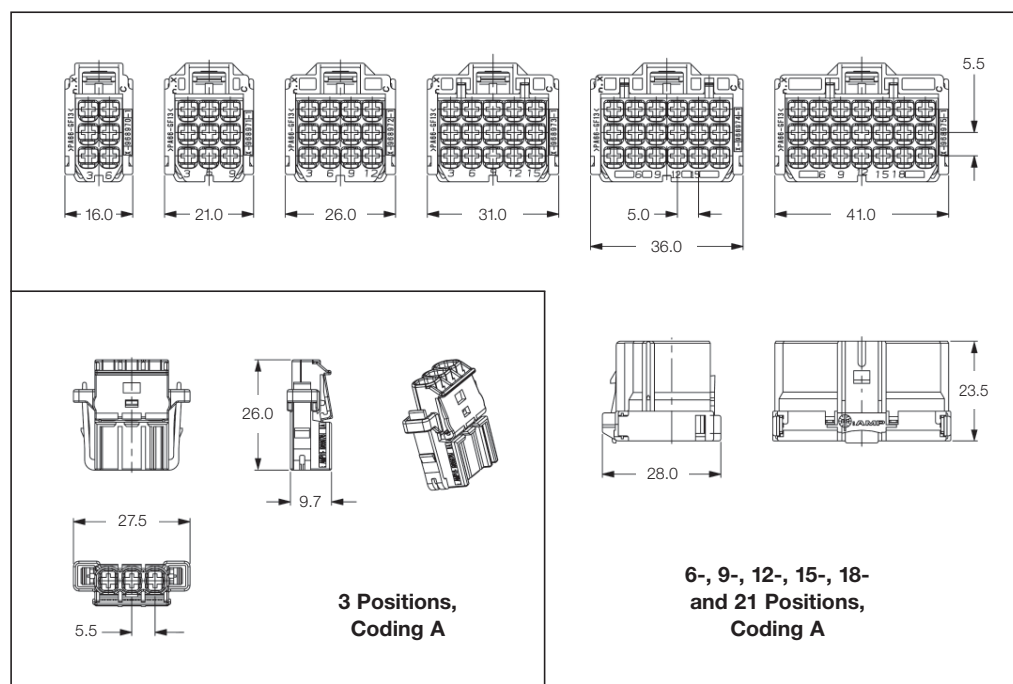
1355073 for 3–21 positions

Product Specification:

108-18619-3

Application Specification:

114-18221-3



AMP MCP 2.8 Receptacle Housings with Secondary Locking

No. of Positions	Keying Options	Housing Color	Part Numbers		
			Receptacle Housing	Package Quantity	Mating Tab Housing
3	A	Black	1-968976-9	–	1-968977-9
6		Blue**	8-968970-1	–	1-965641-1*
9		Yellow**	8-968971-1	–	1-967626-1*
12		Green**	8-968972-1	–	1-967627-1*
15		Violet**	8-968973-1	–	1-967628-1*
18		Gray	8-968974-1	–	1-967629-1*
21		Brown**	8-968975-1	–	1-967630-1*
3	B	Gray	2-968976-9	–	2-968977-9
6		Natural	7-968970-1	–	2-965641-1
9		Natural	7-968971-1	–	2-967626-1
12		Natural	7-968972-1	–	2-967627-1
15		Natural	7-968973-1	–	2-967628-1
18		Natural	7-968974-1	–	–
21		Natural	7-968975-1	–	2-967630-1
3	C	Blue	3-968976-9	–	3-968977-9
6		Blue	6-968970-1	–	3-965641-1
9		Blue	6-968971-1	–	3-967626-1
12		Blue	6-968972-1	–	3-967627-1
15		Blue	6-968973-1	–	3-967628-1
18		Blue	6-968974-1	–	–
21		Blue	6-968975-1	–	3-967630-1
6	D	Violet	5-968970-1	–	4-965641-1
9		Violet	5-968971-1	–	4-967626-1
12		Violet	5-968972-1	–	4-967627-1
15		Violet	5-968973-1	–	4-967628-1
18		Violet	5-968974-1	–	–

6 Pos. 966140-5, Black
9 Pos. 966140-4, Black
12 Pos. 966140-3, Black
15 Pos. 966140-2, Black
18 Pos. 966140-1, Black
21 Pos. 966140-6, Black

*) Other colors available. See Product Group Drawing 1355072.

**) Other colors available. See Product Group Drawing 1355073.

Receptacle Housings for AMP MCP 2.8 Contacts

Technical Features

No. of Positions:

4, 6, 10 and 14 Positions

Housing Material:

PBT-GF10

Wire Size Range:

4.0 mm² FLR Max.

Extraction Tool:

Part No. **929039-1**

Interface Drawing:

114-18792 – 4 Positions

114-18793 – 6 Positions

114-18795 – 10 Positions

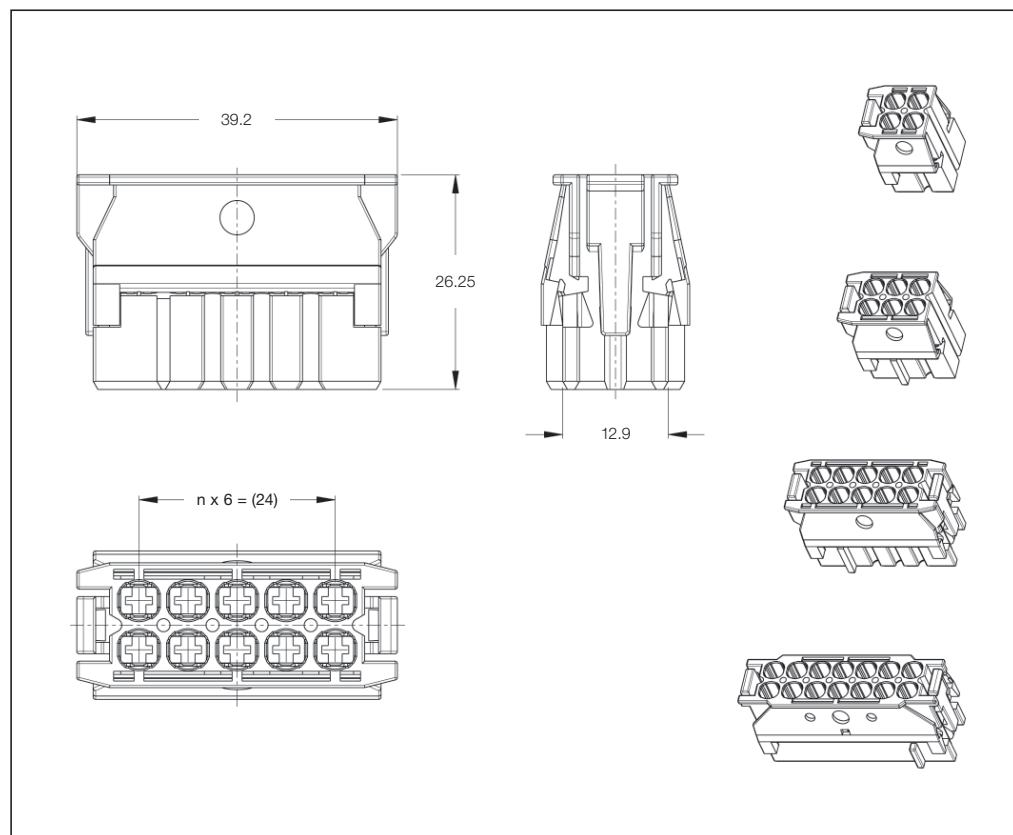
114-18754 – 14 Positions

Product Specification:

108-94219

Application Specification:

—



Receptacle Housings

No. of Positions	Keying Options*	Housing Color*	Part Numbers			
			Receptacle Housing	Package Quantity	Mating Tab Housing	Mating PCB Header
4	A	Black	1-1670876-1	—		
6	A	Black	1-1670877-1	—		
10	B	Natural	2-1670879-1	—		
14	C	Blue	3-1719844-1	—		
	G	Orange	7-1719844-1	—		
	H	Pink	8-1719844-1	—		

*) Other Colors and Codings on request.

Unsealed AMP MCP 2.8 Receptacle Housings with Secondary Locking

Technical Features

Applications:

Connection to switch

No. of Positions:

10 Positions

Housing Material:

PA 66 GF13

Material and Finish

Headers:

CuSn, tin plated

Wire Size Range:

2.5 mm² FLR Max.

Product Group Drawing:

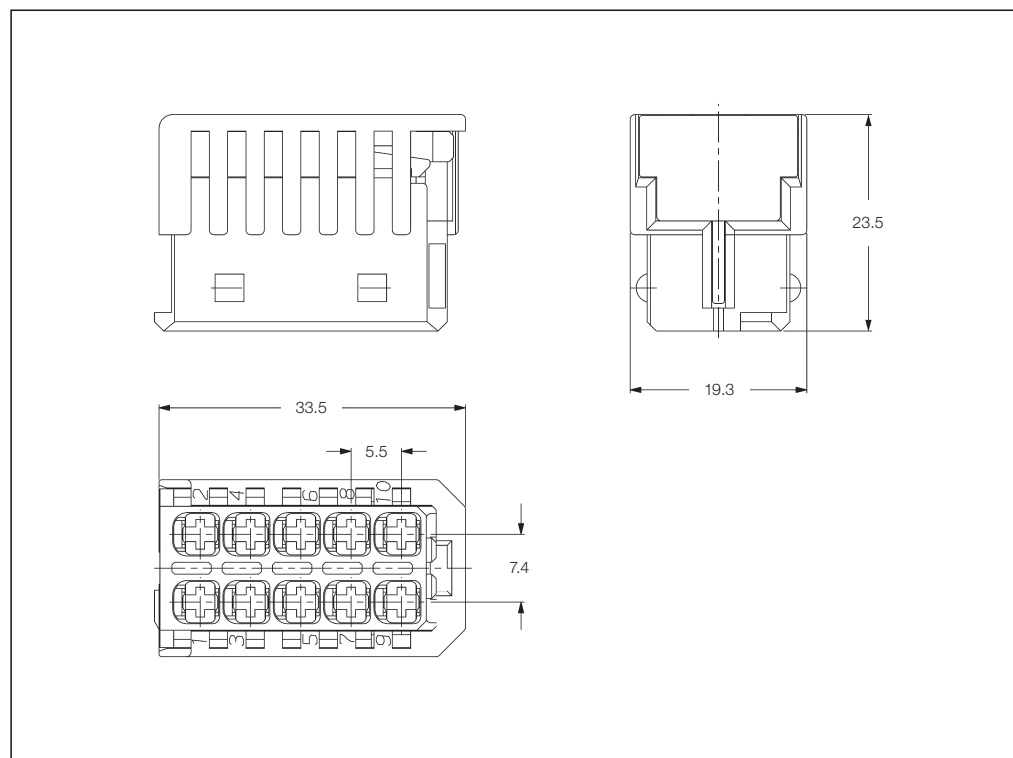
1355073 for 3–21 positions

Product Specification:

108-18619-3

Application Specification:

114-18221-3



AMP MCP 2.8 Receptacle Housings with Secondary Locking

No. of Positions	Keying Options	Housing Color	Part Numbers			
			Receptacle Housing	Package Quantity	Mating Tab Housing	Mating PCB Header Right-Angle
10	A	Black	1418994-1	–	–	–

Unsealed AMP MCP 2.8 Receptacle Housings

Technical Features

Application:

Connection to tachograph

No. of Positions:

16 Positions (2 × 8)

Housing Material:

PA 66 GF13

Wire Size Range:

2.5 mm² FLR Max.

Extraction Tool:

Part No. **1579007-1**

Product Group Drawing:

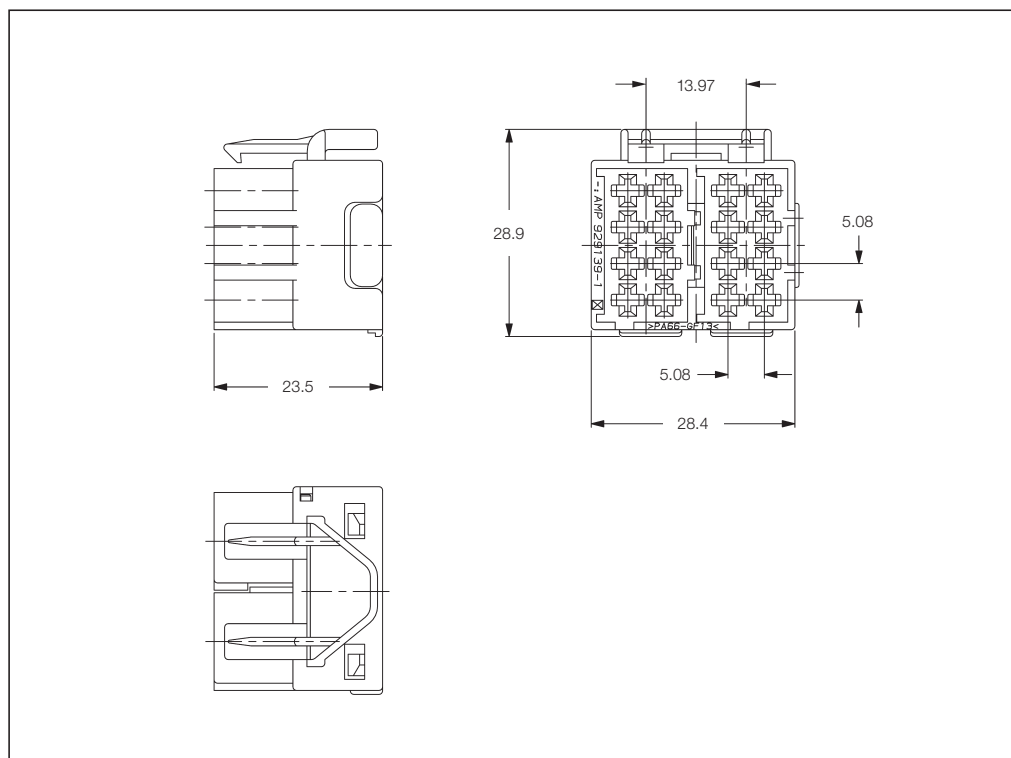
929092

Product Specification:

108-18619-3

Application Specification:

114-18221-3



AMP MCP 2.8 Receptacle Housings

No. of Positions	Keying Options	Housing Color	Part Numbers			
			Receptacle Housing	Package Quantity	Mating Tab Housing	Mating PCB Header
2 × 8	–	Black	929092-1	–	–	–

Unsealed AMP MCP 6.3 Receptacle Housings with Secondary Locking

Technical Features

No. of Positions:

4 Positions

Housing Material:

PBT-GF10

Wire Size Range:

6.0 mm² FLR Max.

Extraction Tool:

Part No. **1-1579007-3**

Product Group Drawing:

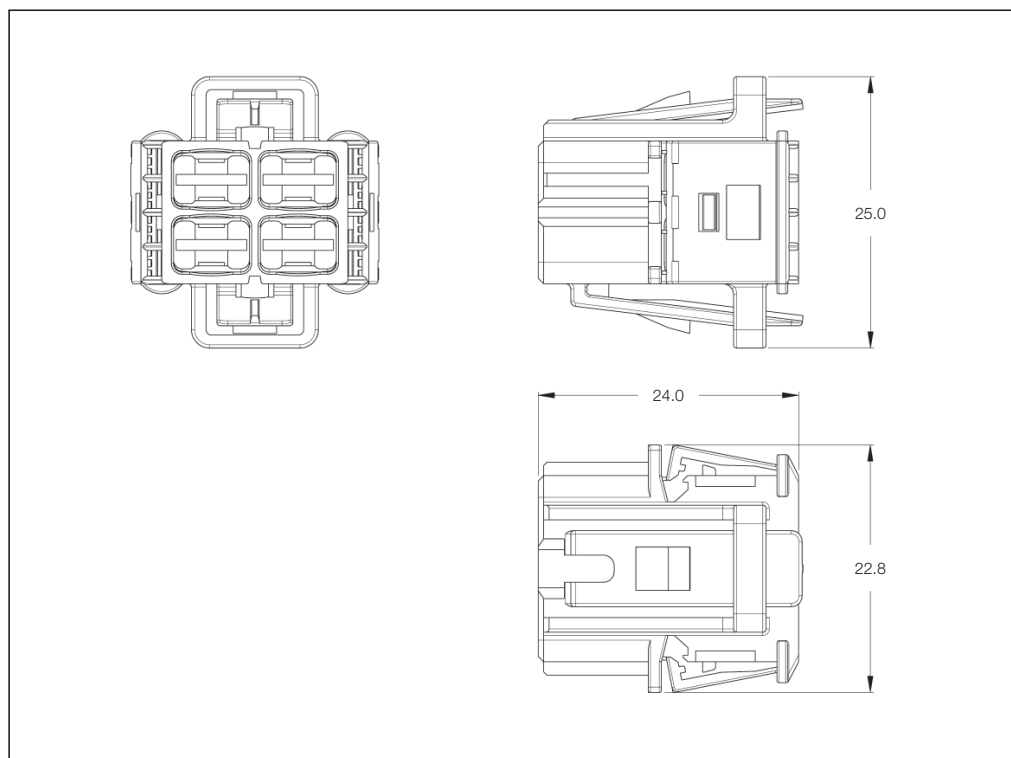
1241438

Product Specification:

—

Application Specification:

—



AMP MCP 6.3 Receptacle Housings with Secondary Locking

No. of Positions	Keying Options	Housing Color	Part Numbers			
			Receptacle Housing	Package Quantity	Mating Tab Housing	Mating PCB Header
4	A	Black	1534404-1	—	—	—
	B	Gray	1534404-2	—	—	—

Unsealed AMP MCP 9.5 Receptacle Housings with Secondary Locking

Technical Features

No. of Positions:

2 Positions

Housing Material:

PA 66 GF13

Wire Size Range:

10.0 mm² FLK Max.

Extraction Tool:

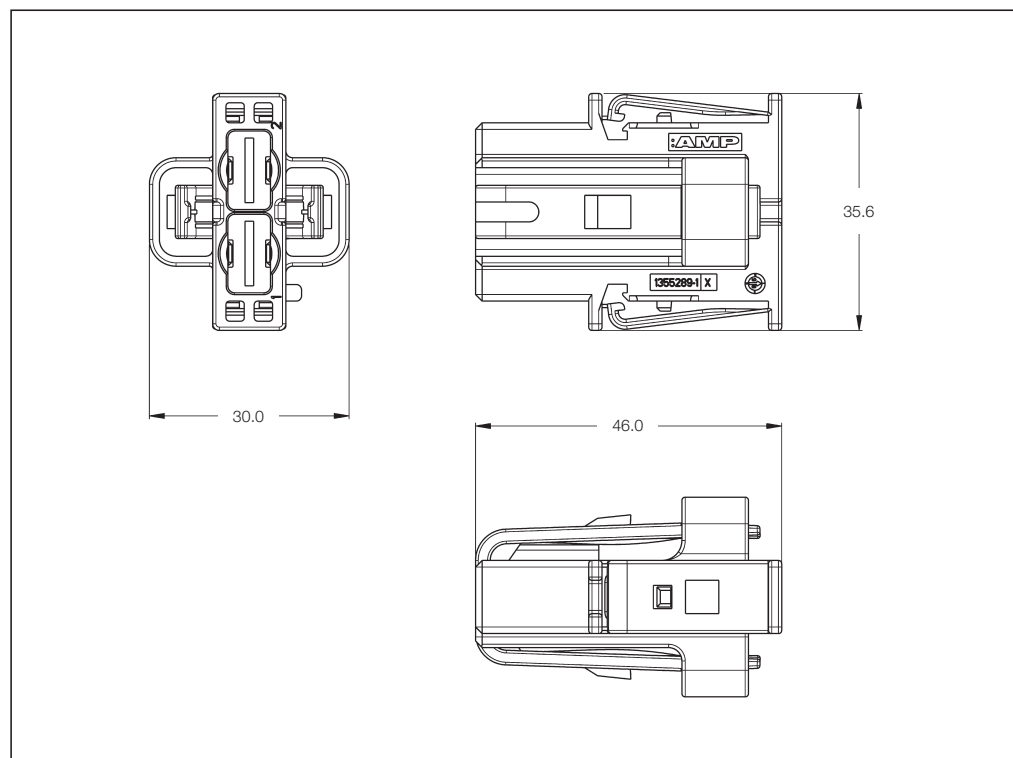
Part No. **539971-1**

Product Specification:

—

Application Specification:

—



AMP MCP 9.5 Receptacle Housings with Secondary Locking

No. of Positions	Keying Options	Housing Color	Part Numbers			
			Receptacle Housing	Package Quantity	Mating Tab Housing	Mating PCB Header
2	A	Black	1355289-1	—	1355290-1	—
	B	Gray	1355289-2	—	—	—
	C	Blue	1355289-3	—	—	—
	D	Yellow/Green	1355289-4	—	—	—

Unsealed 1.5 mm/2.8 mm Tab Housings

Technical Features

No. of Positions:

12 Positions Assembly

Housing Material:

PA 66 GF

Wire Size Range:

4x 2.5 mm² FLR Max.

8x 1.5 mm² FLR Max.

Extraction Tools:

Part No. **539960-1**

Part No. **1-1579007-6**

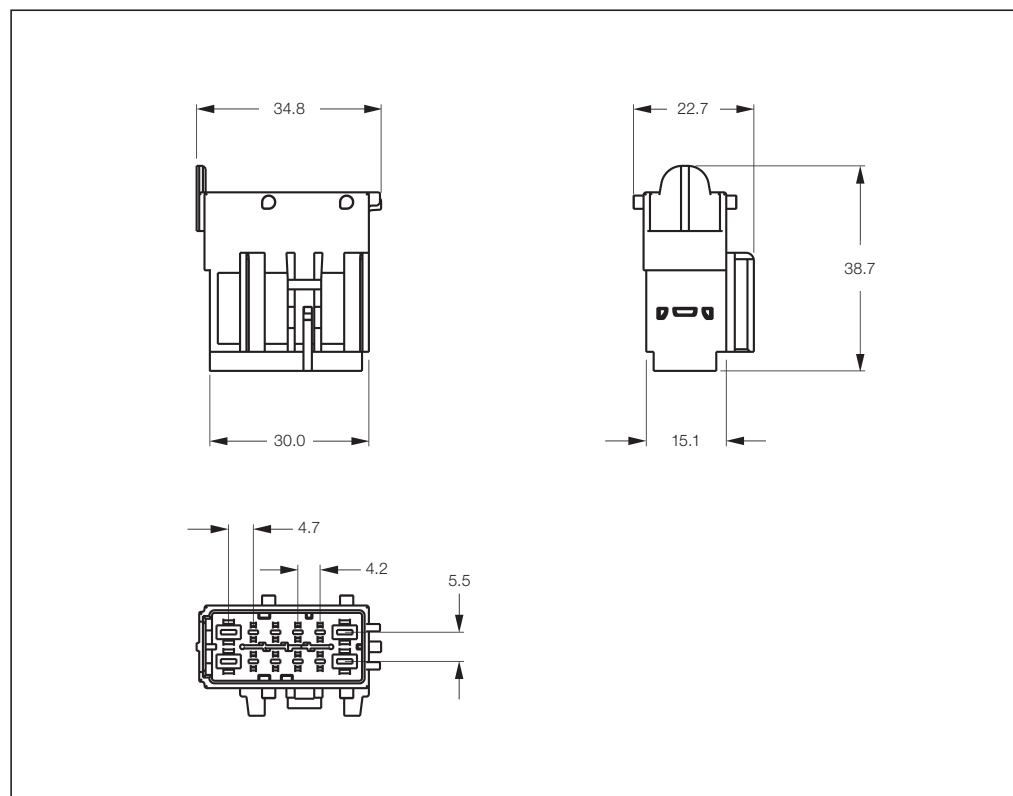
dependent on the contact

Product Specification:

108-20243

Application Specification:

411-20071



Unsealed Tab Housings

No. of Positions	Keying Options	Housing Color	Part Numbers			
			Tab Housing	Package Quantity	Mating Receptacle Housing	Mating PCB Header
12	A Panel Hook on Left Side	Black	284858-1	900	284853-1	—
	A Panel Hook on Right Side	Black	284858-3	900	284853-2	
	B Panel Hook on Left Side	Gray	284858-2	900	284853-3	—
	B Panel Hook on Right Side	Gray	284858-4	900	284853-4	

Unsealed 1.5 mm/2.8 mm Tab Housings

Technical Features

No. of Positions:

20 Positions Assembly

Housing Material:

PA 66 GF

Wire Size Range:

4x 2.5 mm² FLR Max.

16x 1.5 mm² FLR Max.

Extraction Tools:

Part No. **539960-1**

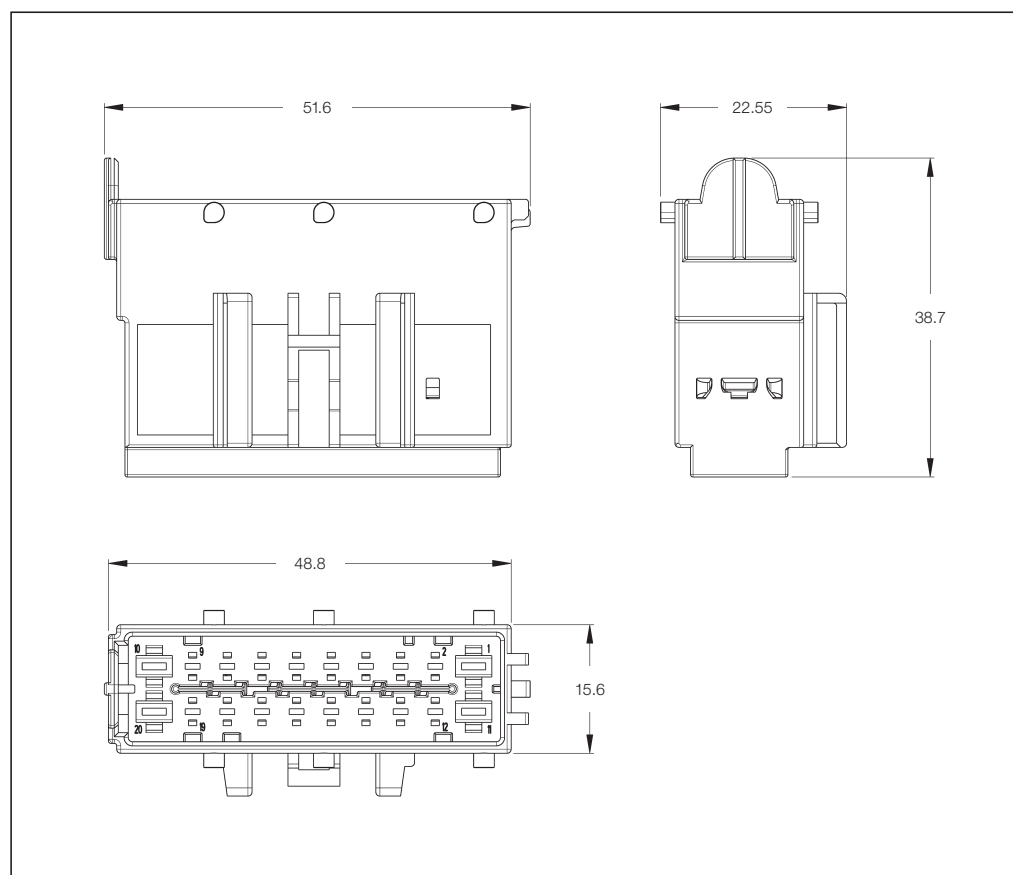
Part No. **1-1579007-6**
dependent on the contact

Product Specification:

108-20243

Application Specification:

411-20071



Unsealed Tab Housings

No. of Positions	Keying Options	Housing Color	Part Numbers			
			Tab Housing	Package Quantity	Mating Receptacle Housing	Mating PCB Header
20	A Panel Hook on Left Side	Black	284879-1	450	284875-1	—
	A Panel Hook on Right Side	Black	284879-3	450	284875-2	
	B Panel Hook on Left Side	Gray	284879-2	450	284875-3	—
	B Panel Hook on Right Side	Gray	284879-4	450	284875-4	

Unsealed 1.5 mm and 2.8 mm Tab Housings

Technical Features

No. of Positions:

25 Positions

Housing Material:

PBT-GF10

Wire Size Range:

7x 2.5 mm² FLR Max.

18x 1.5 mm² FLR Max.

Extraction Tools:

Part No. **1-1579007-1**

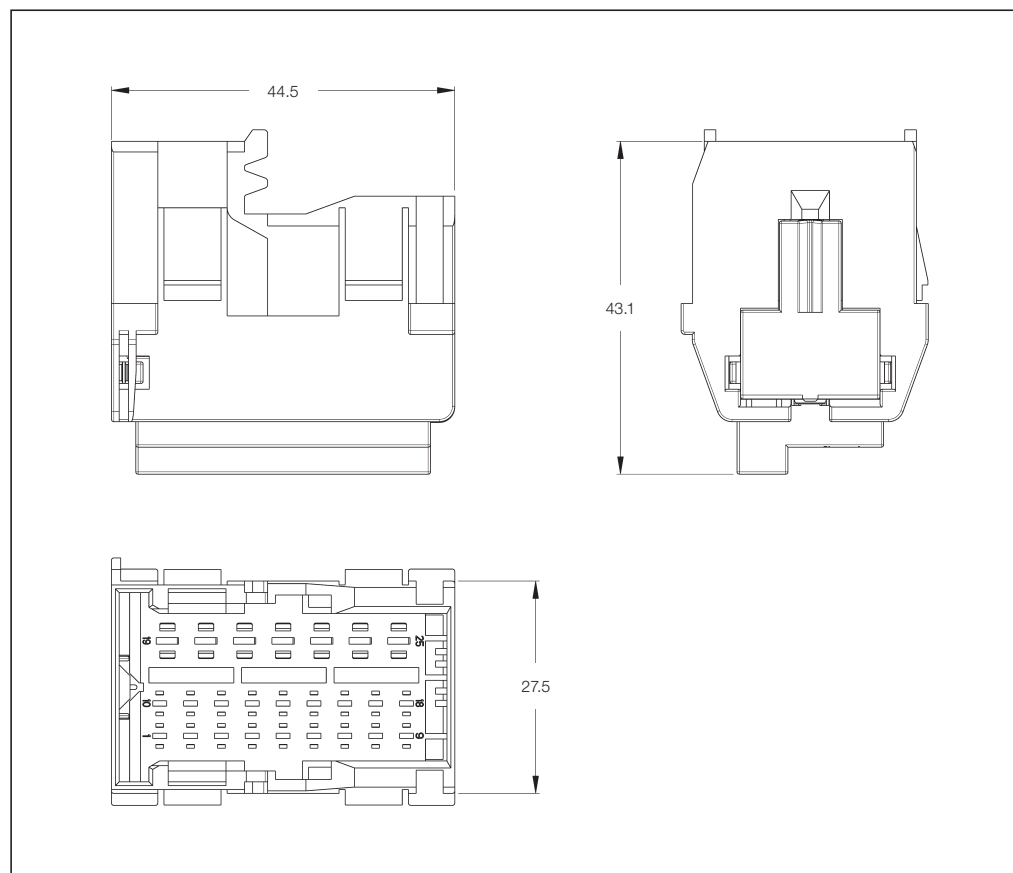
Part No. **1-1579007-2**
dependent on the contact

Product Specification:

108-18957

Application Specification:

114-18663



Unsealed Tab Housings

No. of Positions	Keying Options	Housing Color	Part Numbers			
			Tab Housing	Mating		
				Carrier with Lever	7 Position Insert	18 Position Insert
25	A	Black	1-1718491-1	1-1718484-1	1718488-1	1718489-1
	B	Gray	1-1718491-2	1-1718484-2		
	C	Light Blue	1-1718491-3	1-1718484-3		
	D	Yellow Green	1-1718491-4	1-1718484-4		

Unsealed 1.5 mm and 2.8 mm Tab Housings

Technical Features

No. of Positions:

36 Positions

Housing Material:

PBT-GF10

Wire Size Range:

1.5 mm² FLR Max.

Extraction Tools:

Part No. **1-1579007-1**

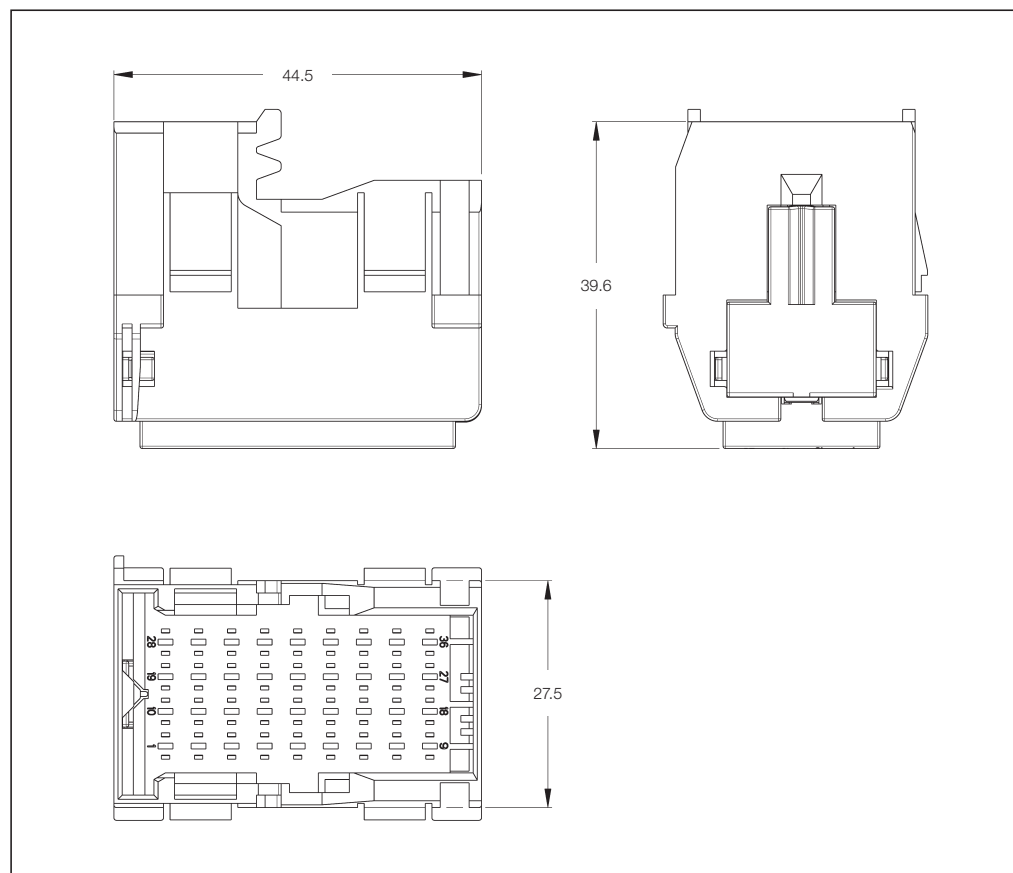
Part No. **1-1579007-2**
dependent on the contact

Product Specification:

108-18957

Application Specification:

114-18663



Unsealed Tab Housings

No. of Positions	Keying Options	Housing Color	Part Numbers				
			Tab Housing	Mating			
				Carrier with Lever	9 Pos. Insert Key A	9 Pos. Insert Key B	18 Position Insert
36	A	Brown	1-1718492-1	1-1718484-1	1718490-1	1718490-2	1718489-1
	B	Purple	1-1718492-2	1-1718484-2			
	C	Emerald Green	1-1718492-3	1-1718484-3			
	D	Water Blue	1-1718492-4	1-1718484-4			

Unsealed 2.8 mm Tab Housings with Optional Secondary Locking

Technical Features

No. of Positions:

3–21 Positions

Housing Material:

PA 66 GF13

Locking Device:

PBT ASA-GF30

Wire Size Range:

2.5 mm² FLR Max.

Product Group Drawing:

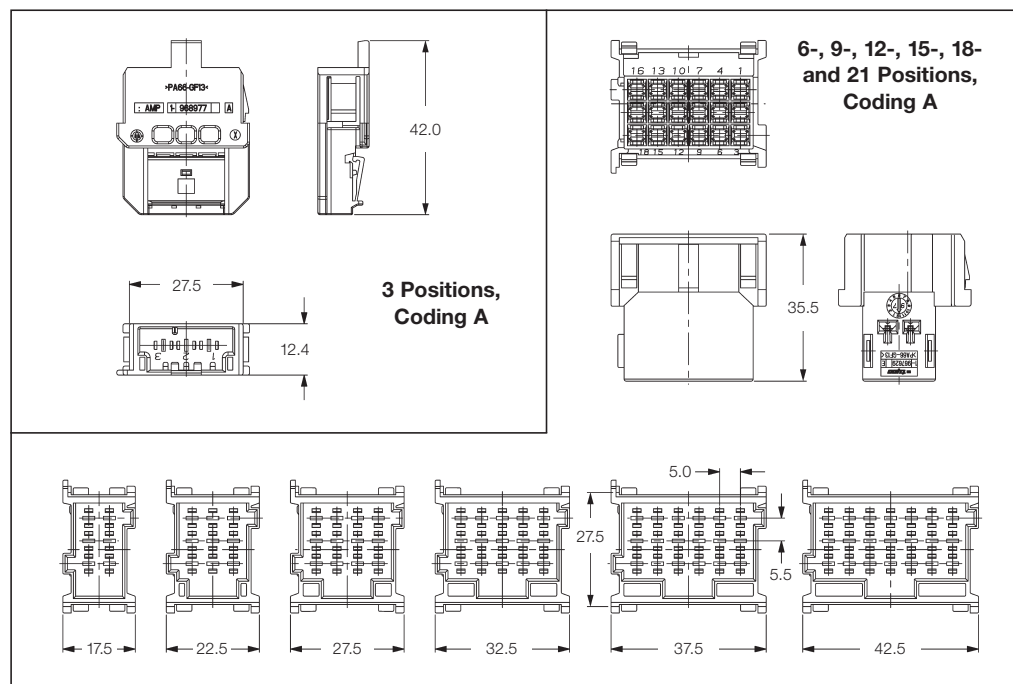
1355072 for 6–21 positions

Product Specification:

108-18619-3

Application Specification:

114-18051



Unsealed 2.8 mm Tab Housings with Optional Secondary Locking

No. of Positions	Keying Options	Housing Color	Part Numbers				
			Tab Housing	Package Quantity	Secondary Locking Device	Package Quantity	Mating Receptacle Housing
3	A	Black	1-968977-9	–	6 Position Blue: 968271-1	–	1-968976-9
6		Blue	1-965641-1 *	–			8-968970-1
9		Yellow	1-967626-1 *	–			8-968971-1
12		Green	1-967627-1 *	–			8-968972-1
15		Violet	1-967628-1 *	–			8-968973-1
18		Gray	1-967629-1 *	–			8-968974-1
21		Brown	1-967630-1 *	–			8-968975-1
3	B	Gray	2-968977-9	–	9 Position Yellow: 967631-1	–	2-968976-9
6		Natural	2-965641-1	–			7-968970-1
9		Natural	2-967626-1	–			7-968971-1
12		Natural	2-967627-1	–			7-968972-1
15		Natural	2-967628-1	–			7-968973-1
18		Natural	–	–			7-968974-1
21		Natural	2-967630-1	–			7-968975-1
3	C	Blue	3-968977-9	–	15 Position Violet: 967633-1	–	3-968976-9
6		Blue	3-965641-1	–			6-968970-1
9		Blue	3-967626-1	–			6-968971-1
12		Blue	3-967627-1	–			6-968972-1
15		Blue	3-967628-1	–			6-968973-1
18		Blue	–	–			6-968974-1
21		Blue	3-967630-1	–			6-968975-1
6	D	Violet	4-965641-1	–	21 Position Brown: 967635-1	–	5-968970-1
9		Violet	4-967626-1	–			5-968971-1
12		Violet	4-967627-1	–			5-968972-1
15		Violet	4-967628-1	–			5-968973-1
18		Violet	–	–			5-968974-1

*) Other colors available. See Product Group Drawing 1355072.

Unsealed 2.8 mm Tab Housings for Potential Distribution for Wall or Panel Mounting

Technical Features

No. of Positions:

21 Pos. on One Electrical Level
2 x 9 Pos. on Two Electrical Level

Housing Material:

PBT-GF10

Material and Finish:

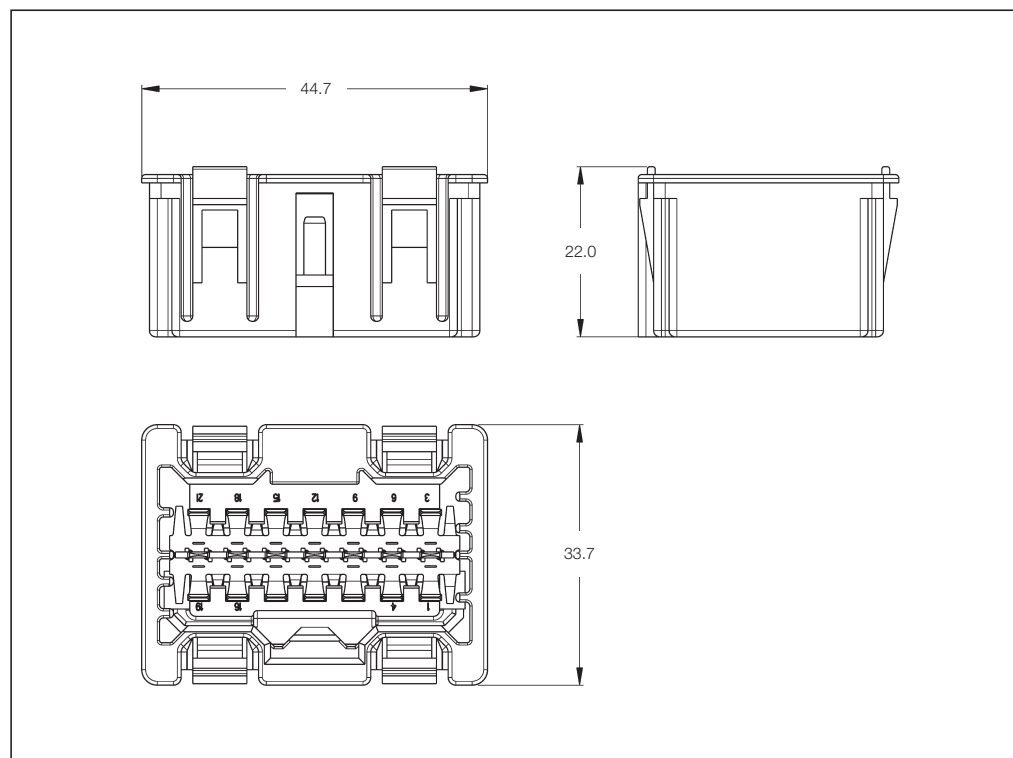
CuSn4, tin plated

Product Specification:

108-18879

Application Specification:

—



Unsealed 2.8 mm Tab Housings for Potential Distribution for Wall or Panel Mounting

No. of Positions	Keying Options	Housing Color	Part Numbers			
			Tab Housing	Package Quantity	Mating Receptacle Housing	Mating PCB Header
21	A	Brown	1-1394765-1	—	8-968975-1	—
	B	Natural	2-1394765-1	—	7-968975-1	—
2 x 9	B	Natural	2-1394766-1	—	7-968975-1	—
	C	Blue	3-1394766-1	—	6-968975-1	—
2 x 9 120 Ω	C	Blue	3-1394766-2	—	6-968975-1	—

Unsealed 2.8 mm Tab Housings for Potential Distribution for Wall or Panel Mounting

Technical Features

No. of Positions:

21 Pos. on One Electrical Level

Housing Material:

PBT-GF10

Material and Finish:

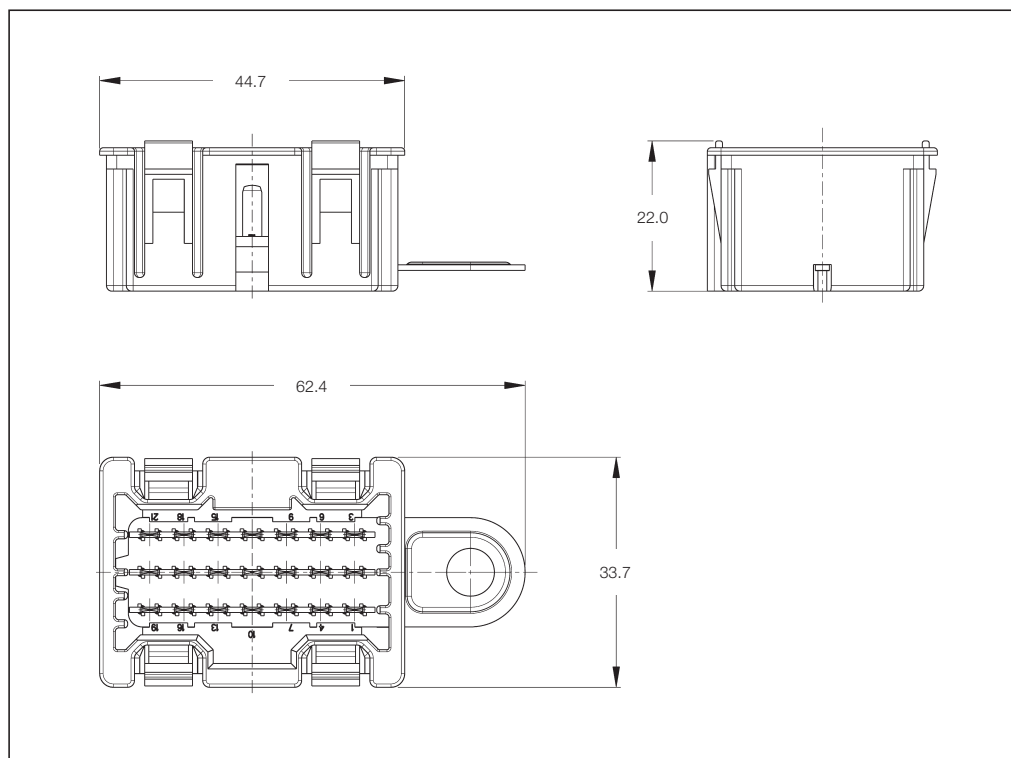
CuSn4, tin plated

Product Specification:

108-18879

Application Specification:

—



Unsealed 2.8 mm Tab Housings for Potential Distribution for Wall or Panel Mounting

No. of Positions	Keying Options	Housing Color	Part Numbers			
			Tab Housing	Package Quantity	Mating Receptacle Housing	Mating PCB Header
21	A	Brown	1534188-1	—	8-968975-1	—

Unsealed 9.5 mm Tab Housings with Secondary Locking

Technical Features

No. of Positions:

2 Positions

Housing Material:

PA 66 GF13

Wire Size Range:

10.0 mm² FLK Max.

Extraction Tool:

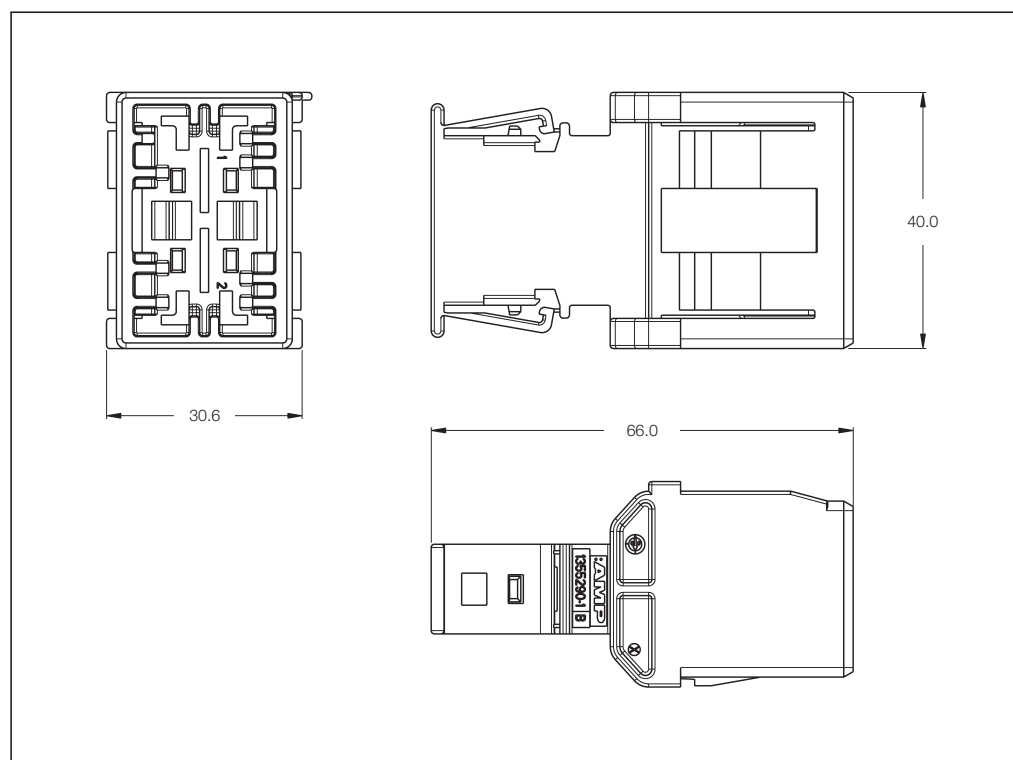
Part No. **1-1579007-7**

Product Specification:

—

Application Specification:

—



Unsealed 9.5 mm Tab Housings with Secondary Locking

No. of Positions	Keying Options	Housing Color	Part Numbers			
			Tab Housing	Package Quantity	Mating Receptacle Housing	Mating PCB Header
2	A	Black	1355290-1	—	1355289-1	—
	B	Gray	*)	—	1355289-2	—
	C	Blue	*)	—	1355289-3	—
	D	Yellow/Green	*)	—	1355289-4	—

*) On request.

Unsealed 1.5 mm Housings – Printed Circuit Board Headers

Technical Features

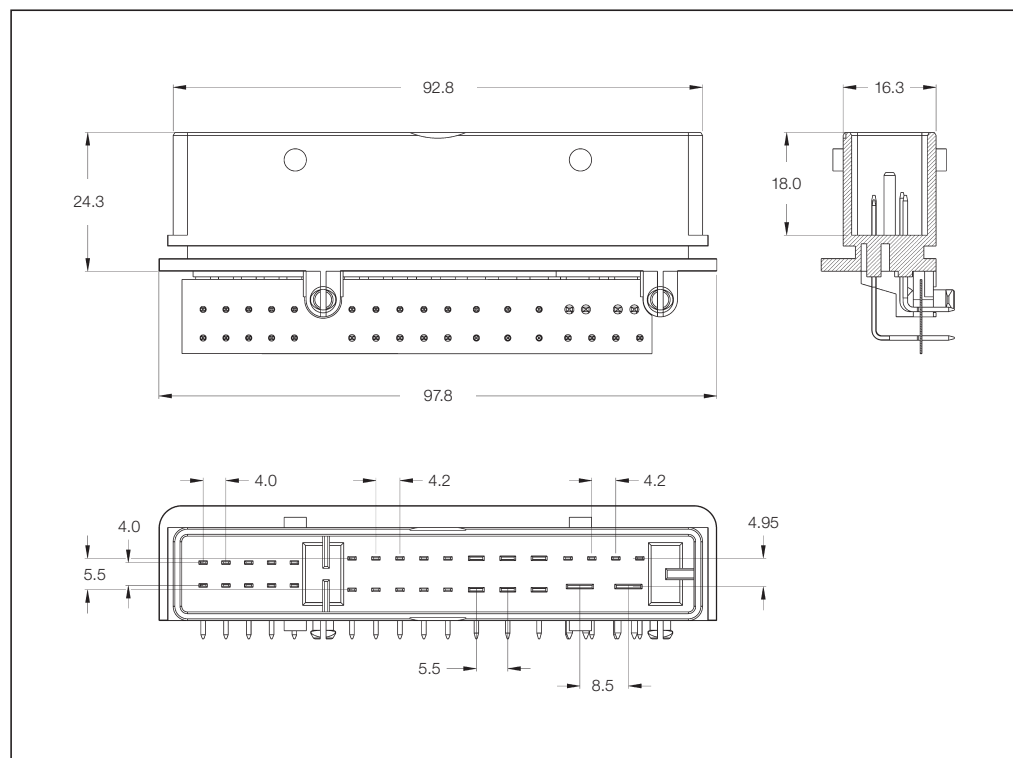
No. of Positions:
 32 Positions

Housing Material:
 PBT-GF20

Material and Finish:
 CuSn4, tin plated

Product Specification:
 108-18950

Application Specification:
 114-18619-001



32 Positions Printed Circuit Board Headers

No. of Positions	Keying Options	Housing Color	Part Numbers	
			PCB Header Right-Angle	Mating Receptacle Housing
32	A	Black	1534046-1	1534180
				1534181
				1534399

Unsealed 1.5 mm Housings – Printed Circuit Board Headers

Technical Features

No. of Positions:

36 Positions

Housing Material:

PBT-GF20

Material and Finish:

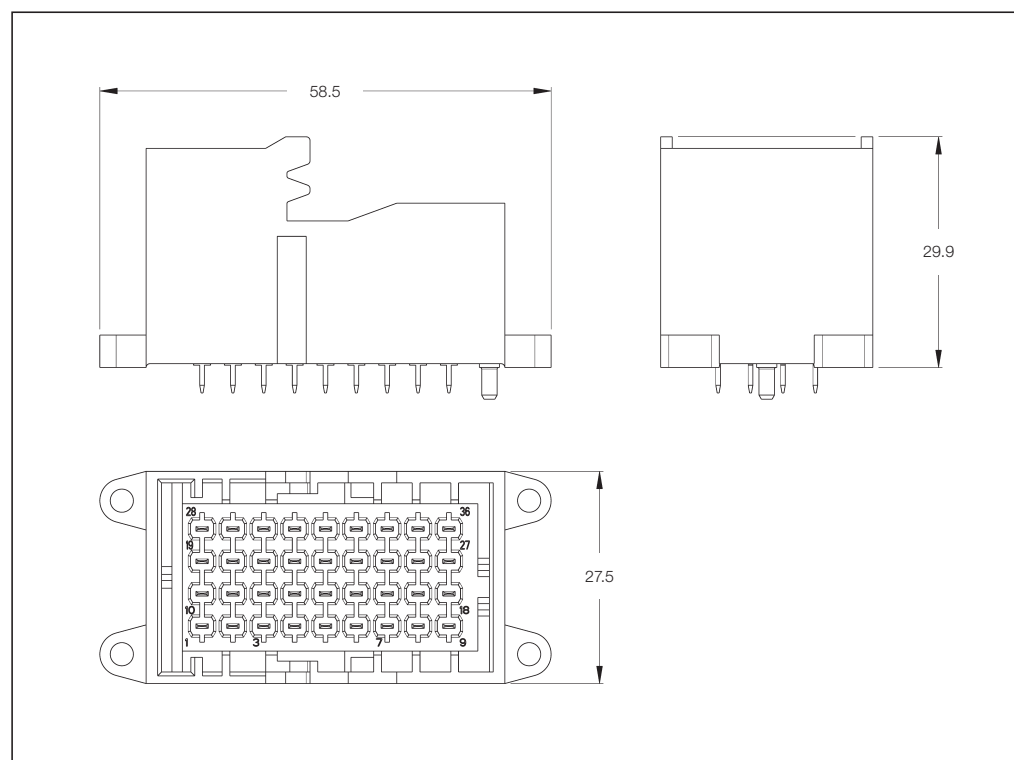
CuSn, tin plated

Product Specification:

108-18957

Application Specification:

—



Unsealed 1.5 mm Housings – Printed Circuit Board Headers

No. of Positions	Housing Color	Part Numbers		
		Vertical PCB Header	Package Quantity	Mating Receptacle Housing
36	Brown	1-1670615-1	—	1-1718485-1
				+ 1718489-1
				+ 1718490-1
				+ 1718490-2

Unsealed 1.5 mm Housings – Printed Circuit Board Headers

Technical Features

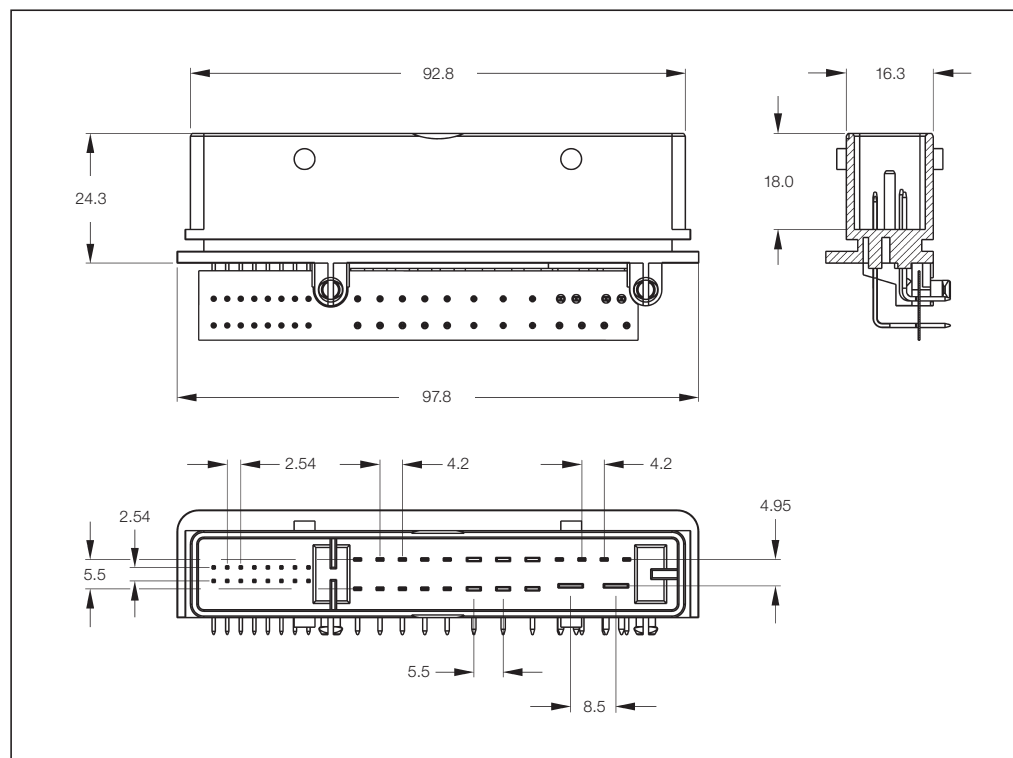
No. of Positions:
 38 Positions

Housing Material:
 PBT-GF20

Material and Finish:
 CuSn4, tin plated
 CuFe4, tin plated

Product Specification:
 —

Application Specification:
 —



38 Positions Printed Circuit Board Headers

No. of Positions	Keying Options	Housing Color	Part Numbers	
			PCB Header Right-Angle	Mating Receptacle Housing
38	A	Black	1534531-1	1534180
				1534579
				1534399

Unsealed Mixed 1.5 mm/2.8 mm Housings – Printed Circuit Board Headers

Technical Features

No. of Positions:

25 Positions

Housing Material:

PBT-GF20

Material and Finish:

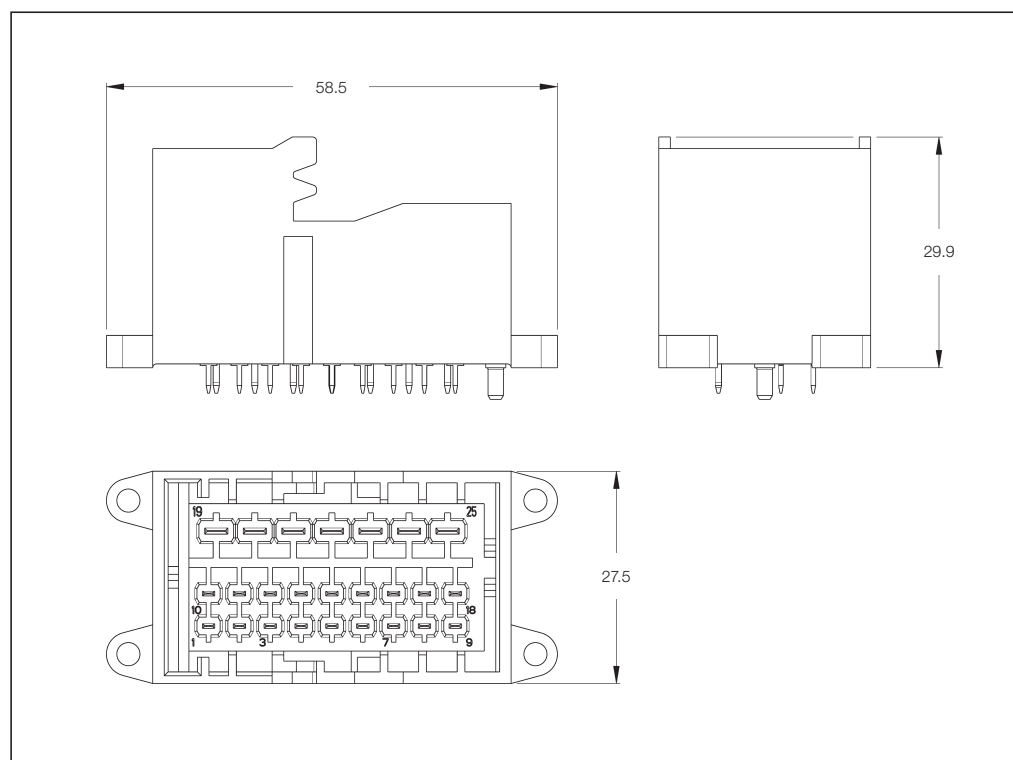
CuSn, tin plated

Product Specification:

108-18957

Application Specification:

—



Unsealed Mixed Housings – Printed Circuit Board Headers

No. of Positions	Housing Color	Part Numbers		
		Vertical PCB Header	Package Quantity	Mating Receptacle Housing
25	Black	1-1670615-2	—	1-1718485-1
				+ 1718488-1
				+ 1718489-1

Unsealed 2.8 mm Housings – Vertical PC Board Headers

Technical Features

No. of Positions:

6–21 Positions

Housing Material:

PA 66 GF13

Material and Finish

Headers:

CuSn4, tin plated
(silver plated on request)

Wire Size Range:

2.5 mm² FLR Max.

Product Group Drawing:

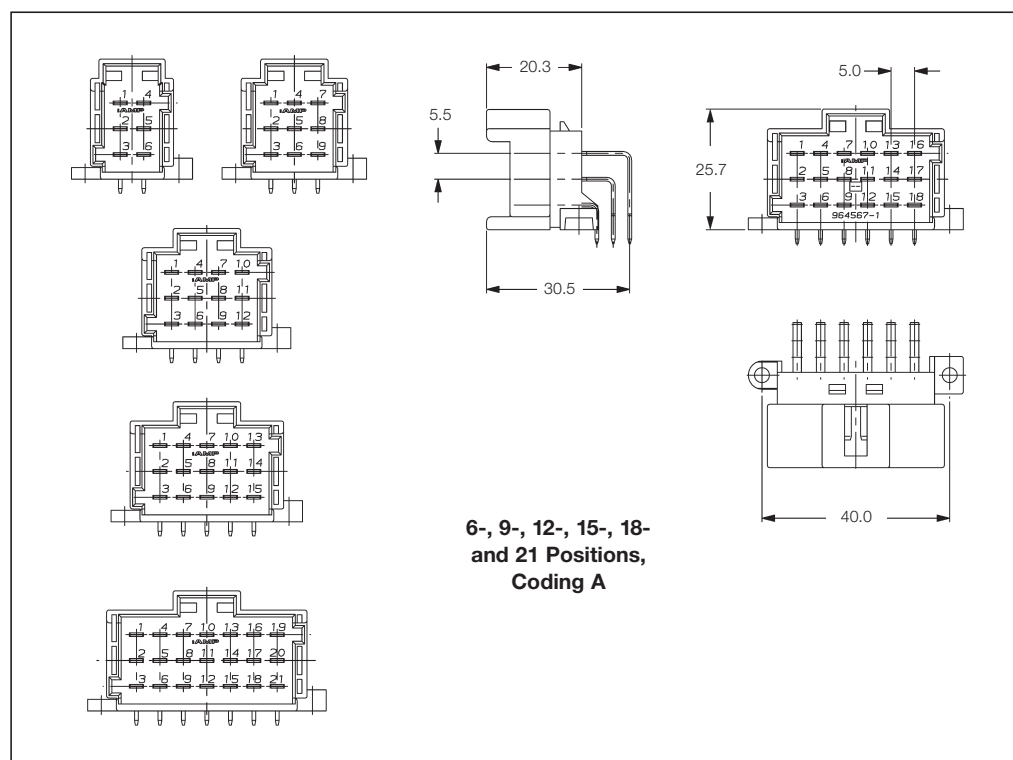
966140

Product Specification:

108-18619-3

Application Specification:

114-18051



Unsealed 2.8 mm Housings – PC Board Headers

No. of Positions	Housing Color*	Part Numbers		
		Mating Right-Angle PCB Header	Package Quantity	Mating Receptacle Housing
6 9 12 15 18 21	Black	966140-5 966140-4 966140-3** 966140-2 966140-1 966140-6**	–	8-968970-1
				8-968971-1
				8-968972-1
				8-968973-1
				8-968974-1
				8-968975-1
				7-968970-1
				7-968971-1
				7-968972-1
				7-968973-1
6 9 12 15 18 21	Black	9-966140-5 9-966140-4 9-966140-3** 9-966140-2 9-966140-1 9-966140-6**	–	7-968974-1
				7-968975-1
				6-968970-1
				6-968971-1
				6-968972-1
				6-968973-1
				6-968974-1
				6-968975-1
				5-968970-1
				5-968971-1

*) Silver plated on request.

**) Other codings available. See Product Group Drawing 966140.

Unsealed 2.8 mm Housings – Printed Circuit Board Headers

Technical Features

No. of Positions:

18 Positions

Housing Material:

PA 66 GF13

Material and Finish:

Part No. **967116-1**

CuSn, tin plated

Part No. **967116-2**

Mating Area: Silver plated

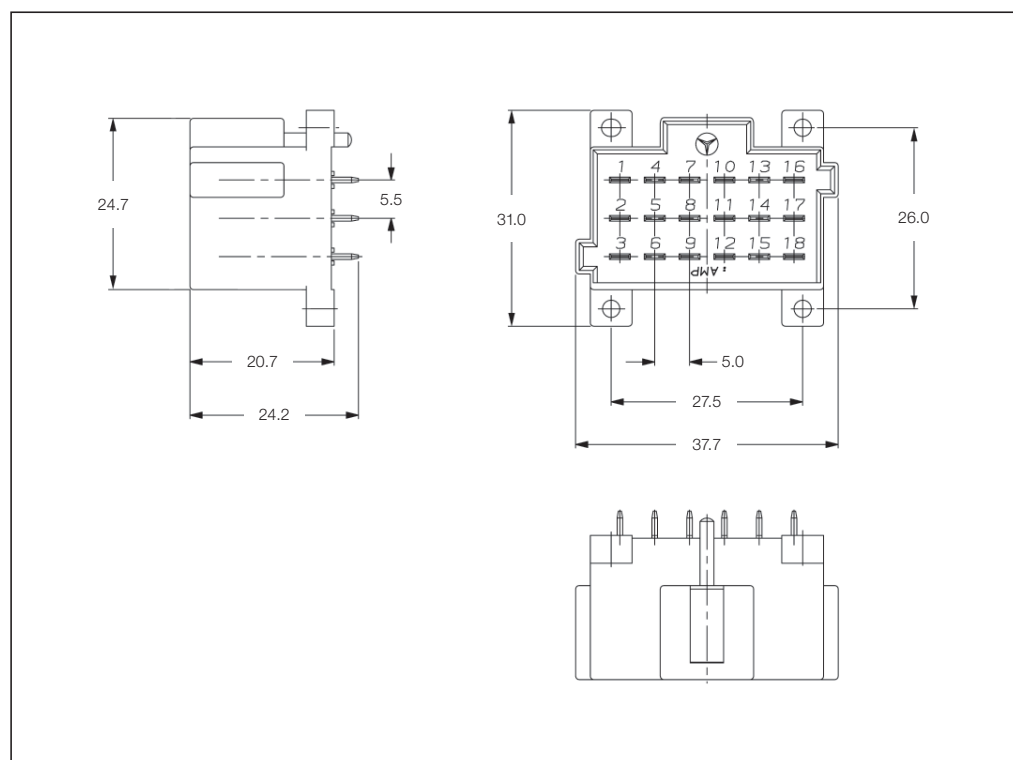
Solder Area: Tin plated

Product Specification:

108-18619-3

Application Specification:

—



Unsealed 2.8 mm Housings – Printed Circuit Board Headers

No. of Positions	Housing Color	Part Numbers		
		Vertical PCB Header	Package Quantity	Mating Receptacle Housing
18	Black	967116-1	—	—
		967116-2		

Sealed AMP MCP 2.8 Receptacle Housings

Technical Features

No. of Positions:

2 Positions

Housing Material:

PA 66 GF13

Wire Size Range:

2.5 mm² FLR Max.

Extraction Tool:

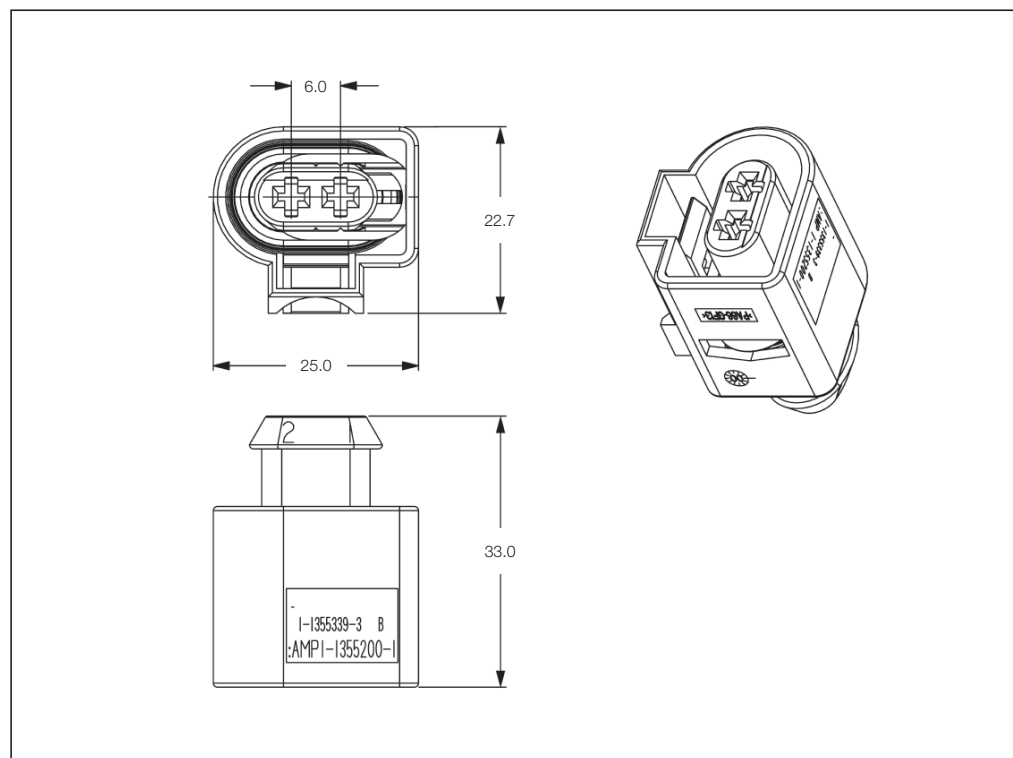
Part No. **1579007-1**
dependent on the contact

Product Specification:

108-18699-1 (Rec. Housing)

Application Specification:

114-18148-1 (Rec. Housing)



Sealed Receptacle Housings

No. of Positions	Keying Options	Housing Color	Part Numbers			
			Receptacle Housing	Package Quantity	Mating Tab Housing	Mating PCB Header
2	A	Black	1-1355200-1	–	1-966867-1	–
	B	Natural	2-1355200-1	–	1-966867-2	–
		Black	2-1355200-2	–	1-966867-2	–

Sealed Receptacle Housings for AMP MCP 2.8 mm and Sensor Flat Contacts

Technical Features

No. of Positions:

2 Positions

Housing Material:

PA 66 GF13

Wire Size Range:

2.5 mm² FLR Max.

Extraction Tool:

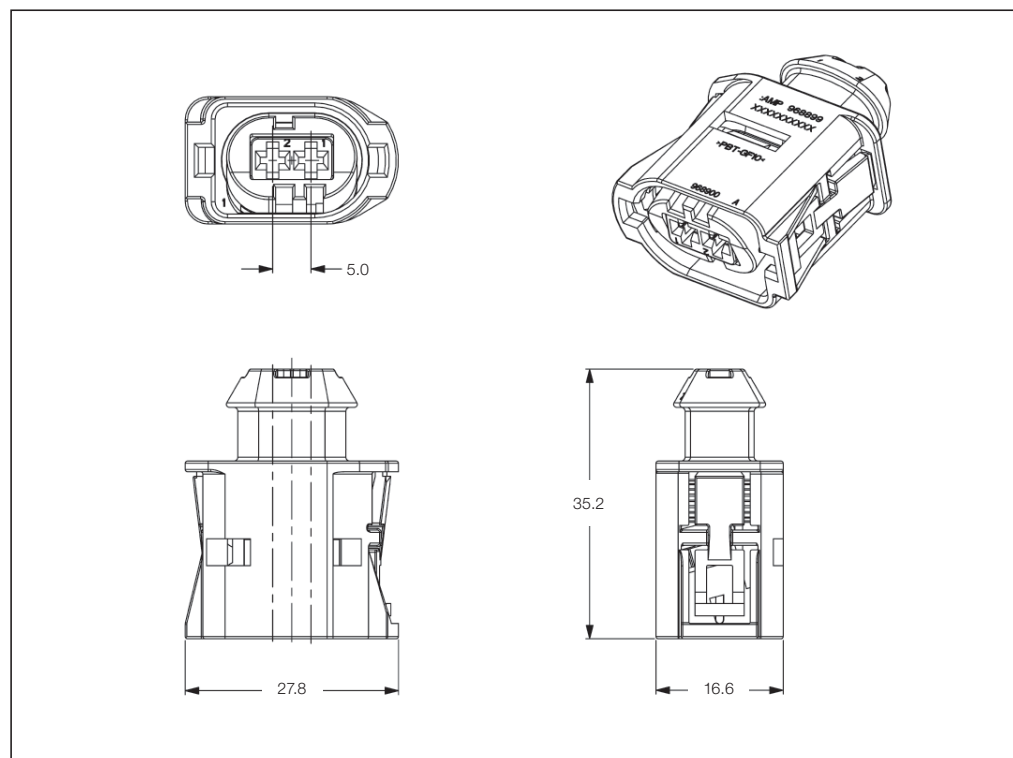
Part No. **1-1579007-2**

Product Specification:

108-18519

Application Specification:

—



Sealed Receptacle Housings for AMP MCP 2.8 and Sensor Flat Contacts

No. of Positions	Keying Options	Housing Color	Part Numbers			
			Receptacle Housing	Package Quantity	Mating Tab Housing	Mating PCB Header
2	A	Black	968899-1	—	—	—
	B	Gray	968899-2	—	—	—
	C	Natural	968899-3	—	—	—
	Z	Blue	968899-4	—	—	—

Sealed Receptacle Housings for AMP MCP 2.8 Contacts

Technical Features

No. of Positions:

2, 3, 4 and 5 Positions

Housing Material:

PA 66 GF30

Wire Size Range:

2.5 mm² FLR Max.

Extraction Tool:

Part No. **929039-1**

Interface Drawing:

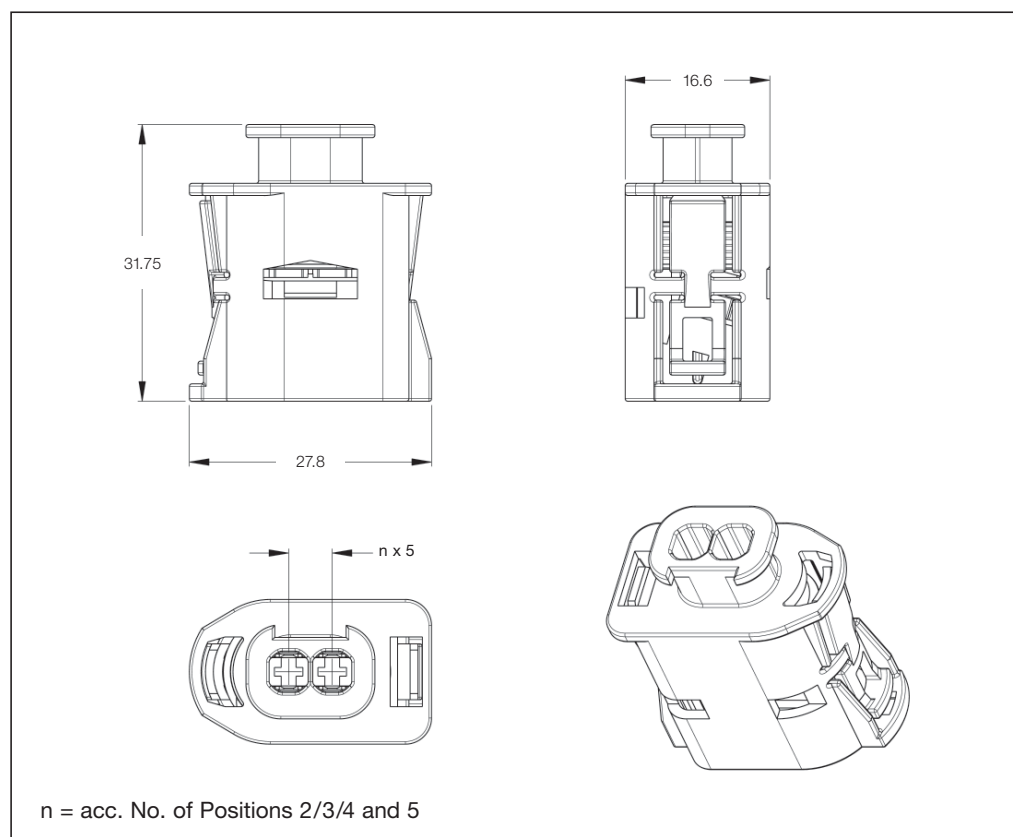
114-18251-011

Product Specification:

108-18981

Application Specification:

—



Sealed Receptacle Housings

No. of Positions	Keying Options*	Housing Color*	Part Numbers			
			Receptacle Housing	Package Quantity	Mating Tab Housing	Mating PCB Header
2	A	Black	1-1718626-1	—		
3	A	Black	1-1718627-1	—		
4	A	Black	1-1718628-1	—	—	—
5	A	Black	1-1718629-1	—		

*) Other Colors and Codings on request.

Sealed AMP MCP 9.5 Receptacle Housings

Technical Features

No. of Positions:

2 Positions

Housing Material:

PA 66 GF13

Wire Size Range:

16.0 mm² FLK Max.

Extraction Tool:

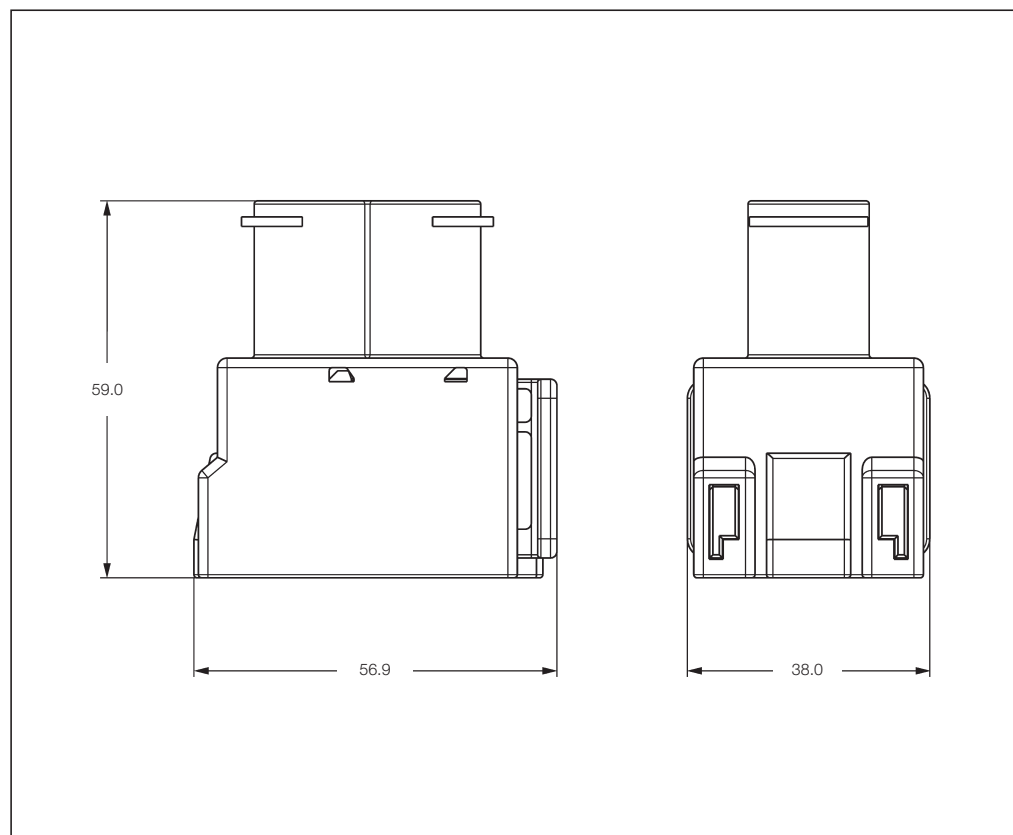
Part No. **539971-1**

Product Specification:

108-18809

Application Specification:

114-18501



Sealed Receptacle Housings

No. of Positions	Keying Options	Housing Color	Part Numbers			
			Receptacle Housing	Package Quantity	Mating Tab Housing	Mating PCB Header
2	—	Black	1355328-1	—	1394026-2	—
					1394026-1 (with Sealing for Wall Mounting)	

Sealed Receptacle Housings for AMP MCP 2.8 and Sensor Flat Contacts

Technical Features

No. of Positions:

3 Positions

Housing Material:

PA 66 GF13

Wire Size Range:

2.5 mm² FLR Max.

Extraction Tool:

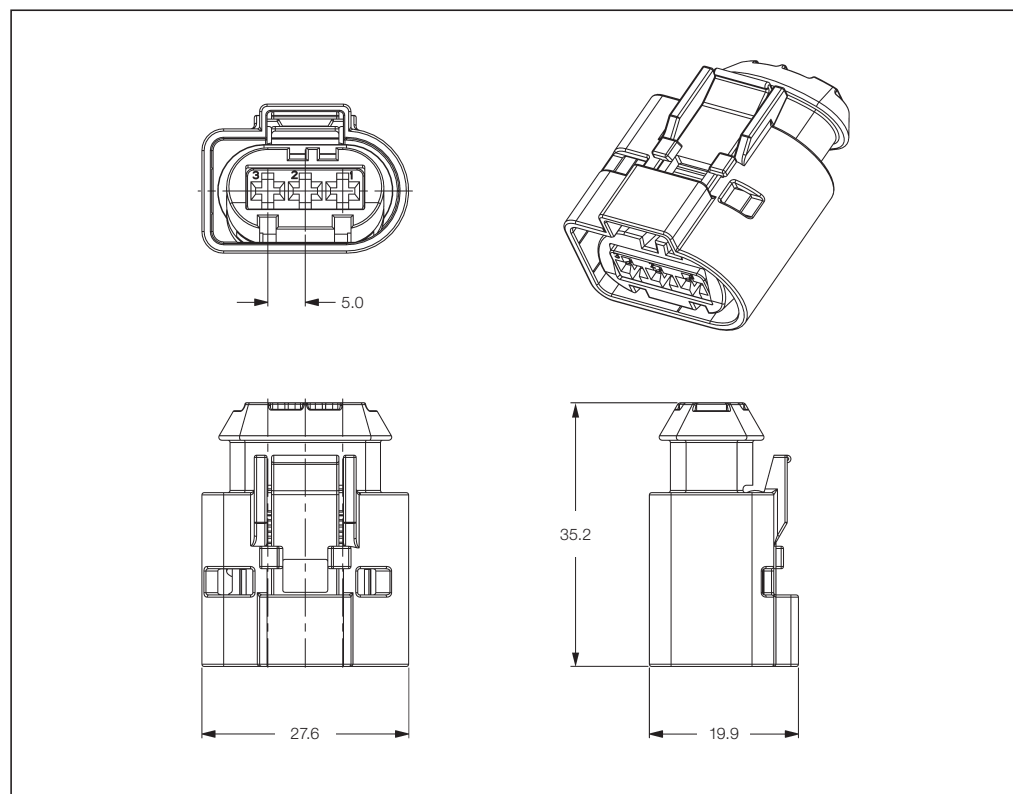
Part No. **1-1579007-2**

Product Specification:

108-18519

Application Specification:

—



Sealed Receptacle Housings for AMP MCP 2.8 and Sensor Flat Contacts

No. of Positions	Keying Options	Housing Color	Part Numbers			
			Receptacle Housing	Package Quantity	Mating Tab Housing	Mating PCB Header
3	A	Black	968925-1	—	—	—
	B	Gray	968925-2	—	—	—
	C	Natural	968925-3	—	—	—
	Z	Blue	968925-4	—	—	—

Sealed AMP MCP 2.8 Receptacle Housings

Technical Features

No. of Positions:

4–6 Positions

Housing Material:

PBT-GF

Wire Size Range:

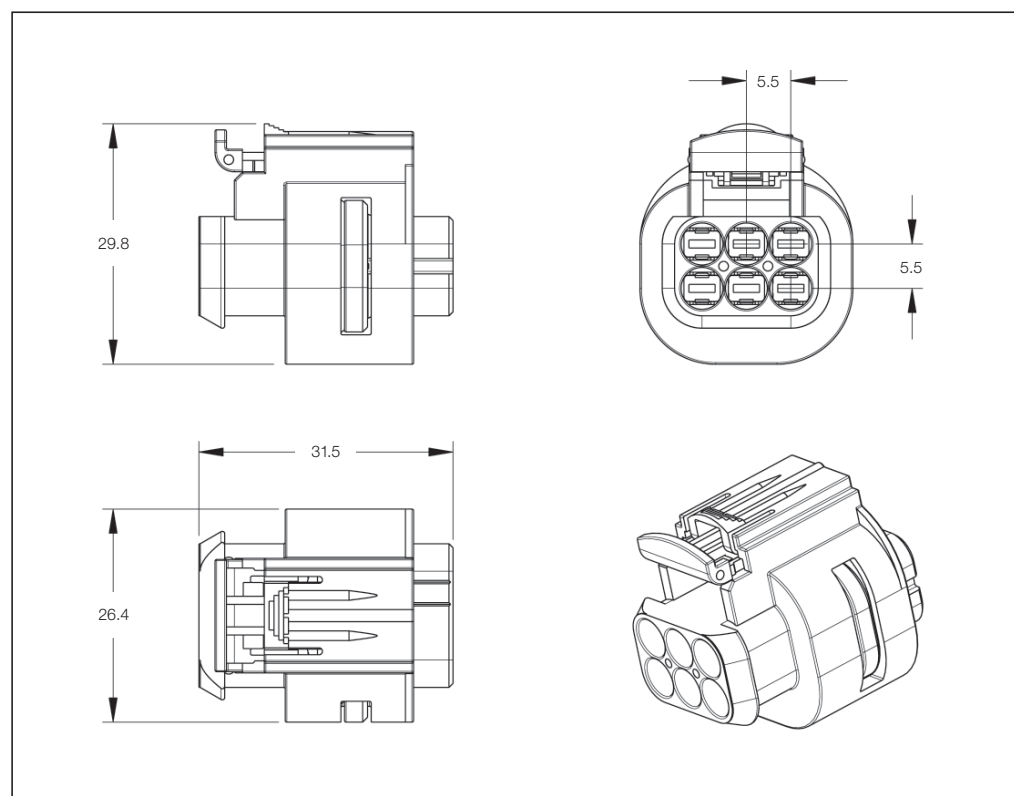
2.5 mm² FLR Max.

Product Specification:

108-20274

Application Specification:

—



Sealed Receptacle Housings

No. of Positions	Keying Options	Housing Color	Part Numbers				
			Receptacle Housing	Package Quantity	Cover	Mating Tab Housing	Mating PCB Header
6	A	Gray	1745078-1	400	—	—	—
4	A	Black	1745078-2	400	—	—	—

Sealed AMP MCP 2.8 Receptacle Housings

Technical Features

No. of Positions:

9 Positions

Housing Material:

PBT-GF

Wire Size Range:

2.5 mm² FLR Max.

Product Specification:

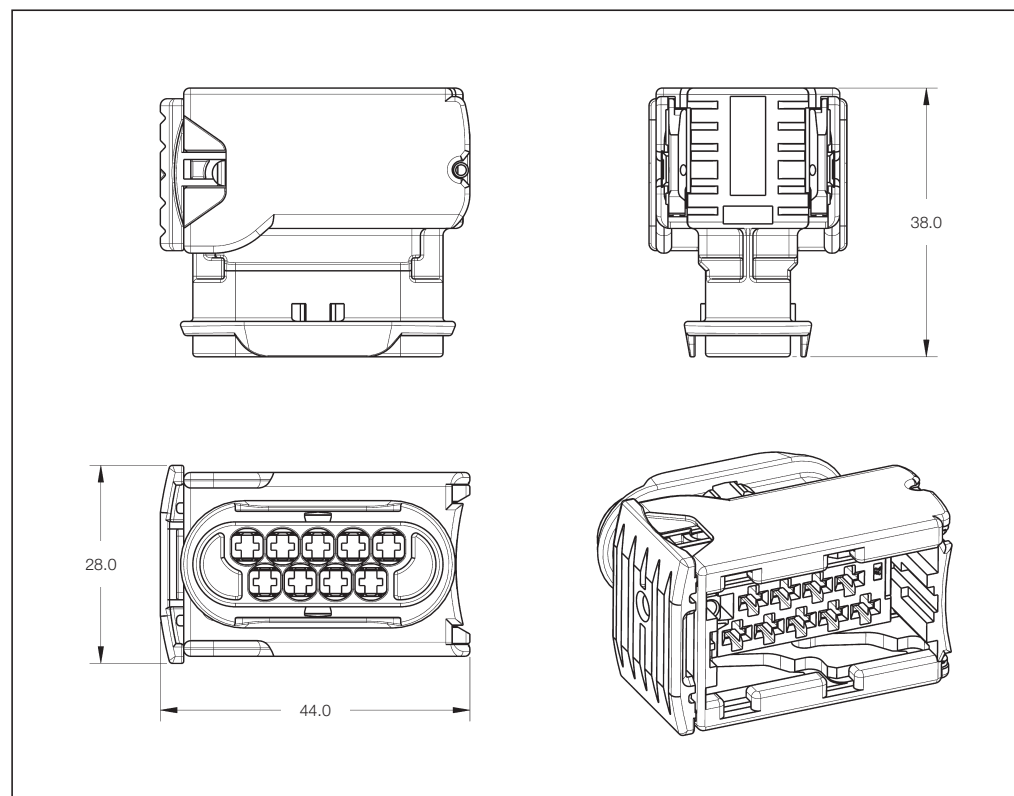
108-15403

Application Specification:

411-15726

Interface Specification:

1801318



Sealed Receptacle Housings

No. of Positions	Keying Options	Housing Color	Part Numbers				
			Receptacle Housing	Package Quantity	Cover	Mating Tab Housing	Mating PCB Header
9	–	Black	1801286-1	–	953717-1	1534238-1	–
		Gray	1801286-3	–			
		Purple	1801286-6	–			

Sealed AMP MCP 2.8 Receptacle Housings

Technical Features

No. of Positions:

15 Positions

Housing Material:

PBT-GF

Wire Size Range:

2.5 mm² FLR Max.

Product Specification:

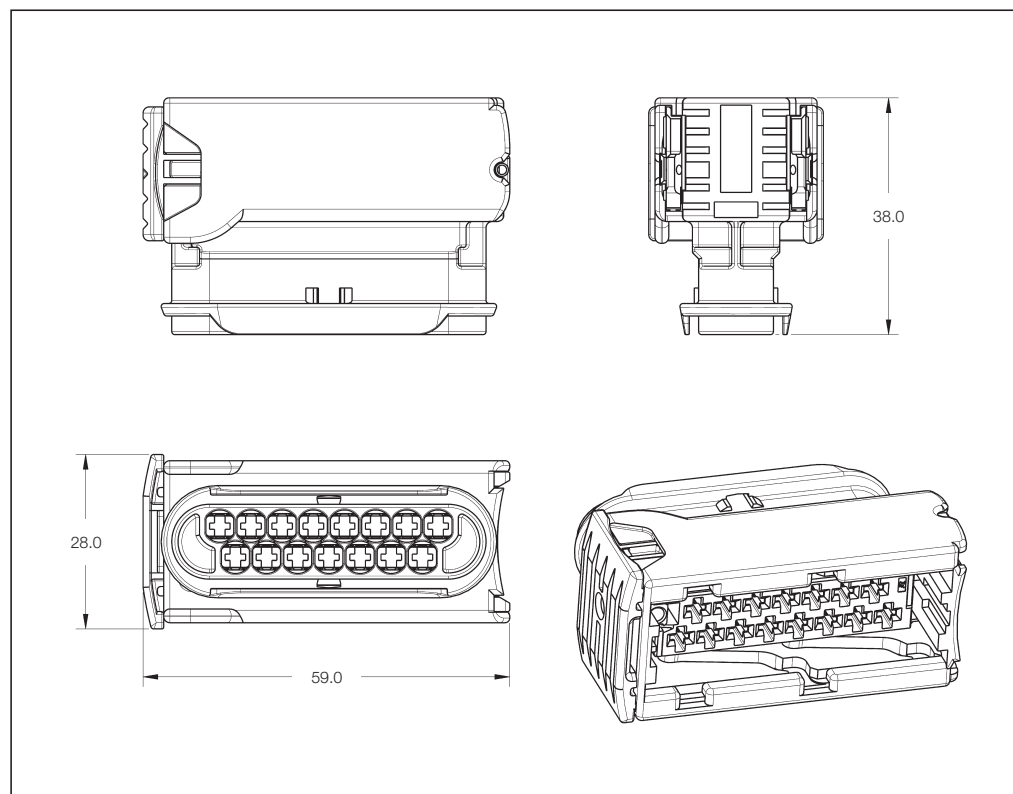
108-15403

Application Specification:

411-15726

Interface Specification:

1801287



Sealed Receptacle Housings

No. of Positions	Keying Options	Housing Color	Part Numbers				
			Receptacle Housing	Package Quantity	Cover	Mating Tab Housing	Mating PCB Header
15	–	Black	1801326-1	–	–	–	–
		Gray	1801326-3	–			
		Green	1801326-4	–			
		Brown	1801326-5	–			
		Purple	1801326-6	–			

Sealed AMP MCP 1.5K/2.8 Receptacle Housings

Technical Features

No. of Positions:

12 Positions

Housing Material:

PA 66 GF

Wire Size Range:

4x 2.5 mm² FLR Max.

8x 1.0 mm² FLR Max.

Extraction Tools:

Part No. **1579007-1**

Part No. **1-1579007-1**

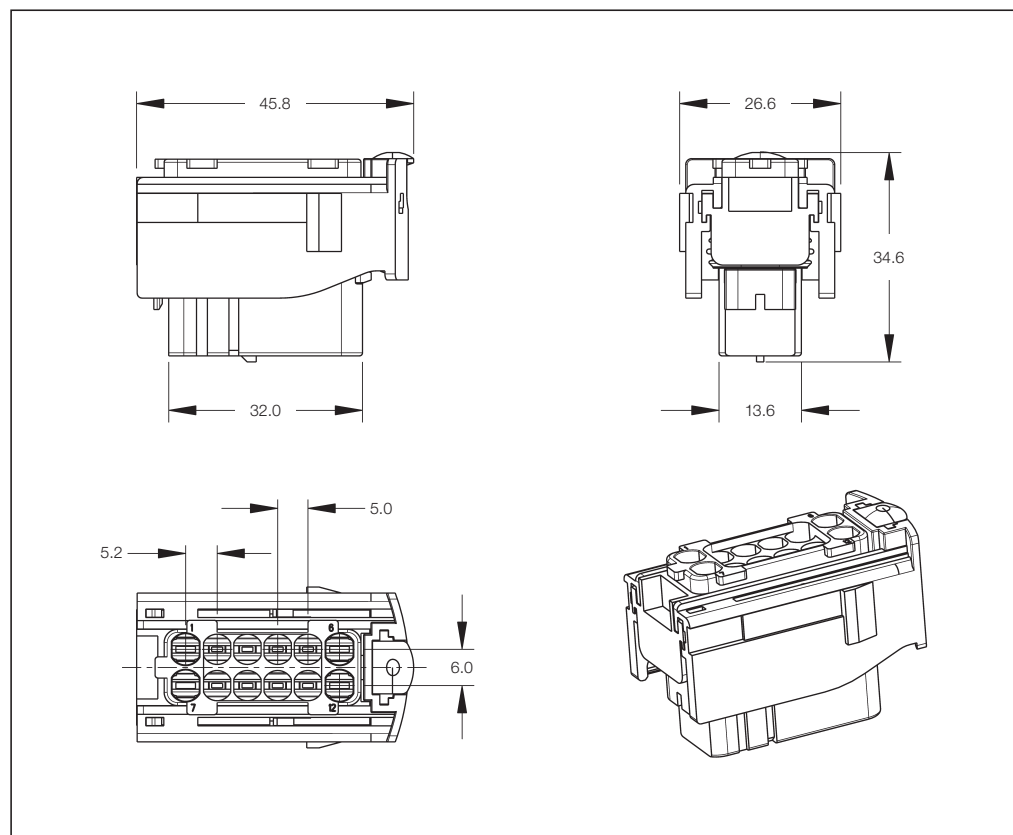
dependent on the contact

Product Specification:

108-20242

Application Specification:

411-20073



Sealed Mixed Receptacle Housings

No. of Positions	Keying Options	Housing Color	Part Numbers			
			Receptacle Housing	Package Quantity	Mating Tab Housing	Mating PCB Header
12	A with CPA*	Black	284848-1	500	284844-1 & 284844-3 1745045-1	–
	A without CPA	Black	284848-3	500	284844-1 & 284844-3	–
	B with CPA*	Gray	284848-2	500	284844-2	–
	B without CPA	Gray	284848-4	500	284844-4	–

*) CPA = Connector Position Assurance.

Sealed AMP MCP 2.8 Receptacle Housings

Technical Features

No. of Positions:

10 Positions

Housing Material:

PBT-GF

Wire Size Range:

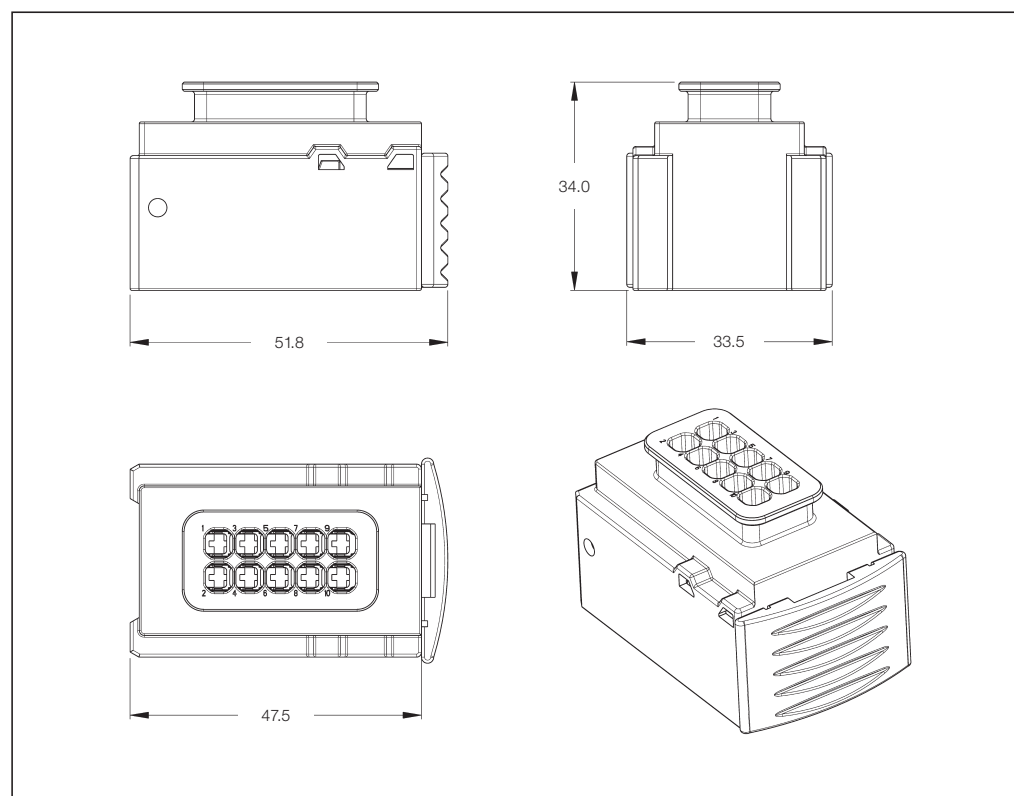
2.5 mm² FLR Max.

Product Specification:

108-18923

Application Specification:

114-18631



Sealed Receptacle Housings

No. of Positions	Keying Options	Housing Color	Part Numbers				
			Receptacle Housing	Package Quantity	Cover	Mating Tab Housing	Mating PCB Header
10	A	Black	1718156-1	–	1718495-1	–	–
	B	Gray	1718156-2	–			

Sealed AMP MCP 2.8 Receptacle Housings

Technical Features

No. of Positions:

16 Positions

Housing Material:

PBT-GF

Wire Size Range:

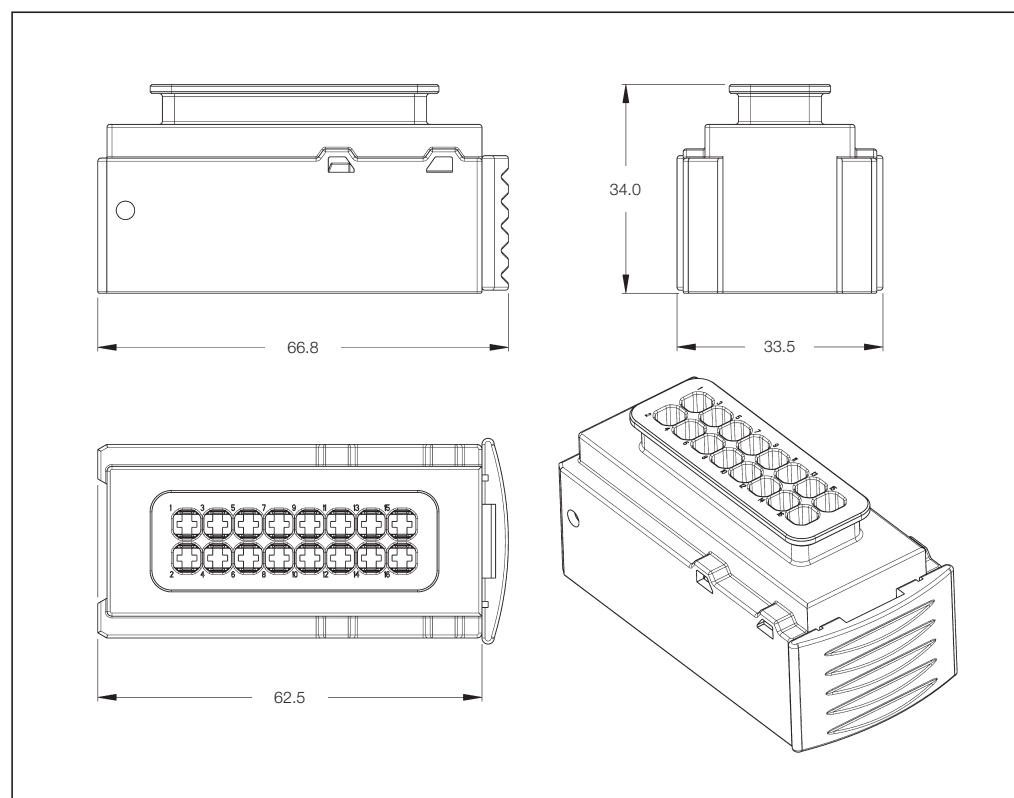
2.5 mm² FLR Max.

Product Specification:

108-18923

Application Specification:

114-18631



Sealed Receptacle Housings

No. of Positions	Keying Options	Housing Color	Part Numbers				
			Receptacle Housing	Package Quantity	Cover	Mating Tab Housing	Mating PCB Header
16	A	Black	1718149-1	–	1718155-1	–	–
	B	Gray	1718149-2	–			

Sealed AMP MCP 1.5K/2.8 Receptacle Housings

Technical Features

No. of Positions:

20–24 Positions

Housing Material:

PA 66 GF

Wire Size Range:

8x 2.5 mm² FLR Max.

16x 1.0 mm² FLR Max.

Extraction Tools:

Part No. **1579007-1**

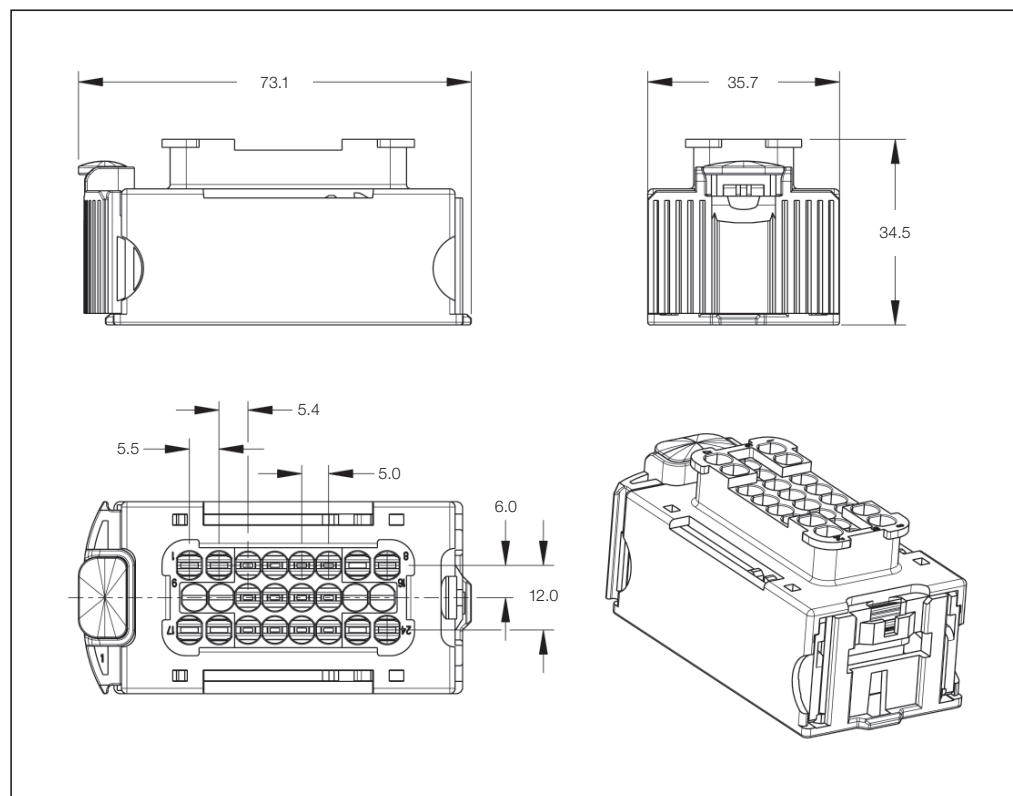
Part No. **1-1579007-1**
dependent on the contact

Product Specification:

108-20262

Application Specification:

411-20100



Sealed Mixed Receptacle Housings

No. of Positions	Keying Options	Housing Color	Part Numbers				
			Receptacle Housing	Package Quantity	Cover	Mating Tab Housing	Mating PCB Header
20	A (Slide Right)	Black	1745043-1	320	–	1745044-1	–
	A (Slide Left)	Black	1745043-2	320	–	–	–
24	A (Slide Right)	Gray	1745043-3	320	–	1745044-2	–
	A (Slide Left)	Gray	1745043-4	320	–	–	–

Sealed AMP MCP 2.8 Receptacle Housings

Technical Features

No. of Positions:
15 Positions

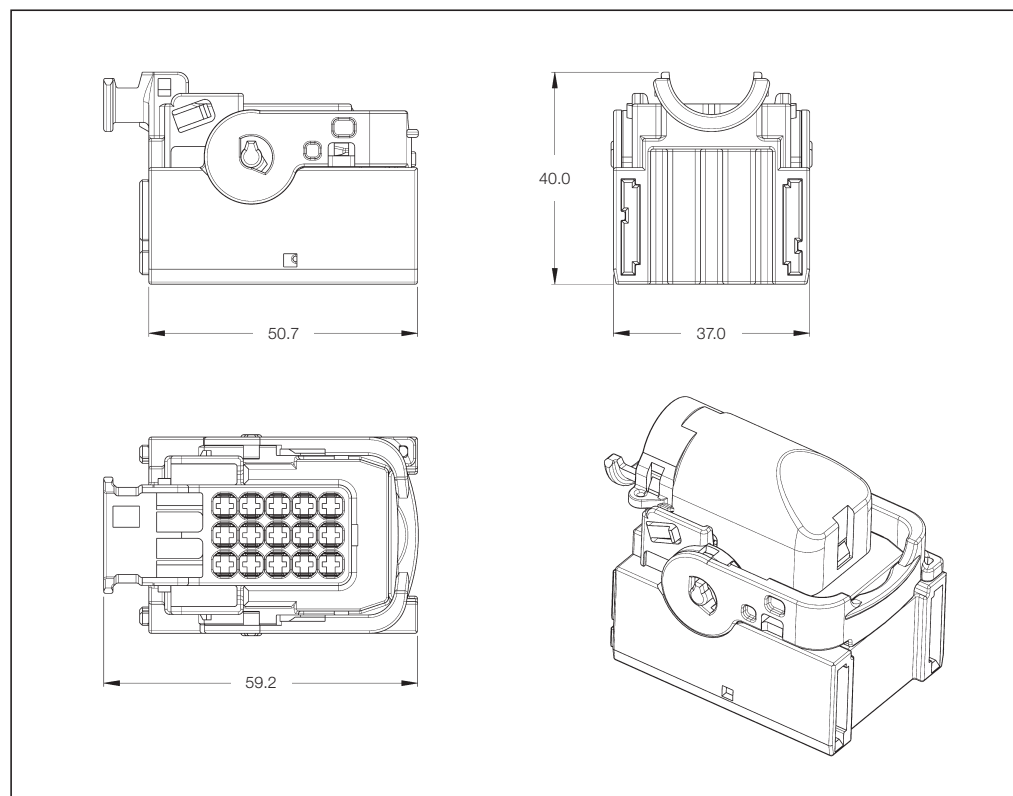
Housing Material:
PBT-GF20

Extraction Tool:
Part No. **1579007-1**

Wire Size Range:
2.5 mm² FLR Max.
AWG 12 TXL Max.

Product Specification:
108-18696

Application Specification:
114-18376



Sealed Receptacle Housings

No. of Positions	Keying Options	Housing Color	Part Numbers			
			Receptacle Housing	Package Quantity	Mating Tab Housing	Mating PCB Header
15	A	Black	1-1534126-1	—	9-1394049-1	1703799-1
	B	Natural	2-1534126-1	—		*)
	C	Blue	3-1534126-1	—		*)

*) On request.

Sealed AMP MCP 1.5K/2.8/6.3 Receptacle Housings

Technical Features

No. of Positions:

22 Positions

Housing Material:

PBT-GF30

Wire Size Range:

16x AMP MCP 1.5K

1.5 mm² FLR Max.

6x AMP MCP 2.8

2.5 mm² FLR Max.

AWG 12 TXL Max.

Extraction Tools:

Part No. **1579007-1**

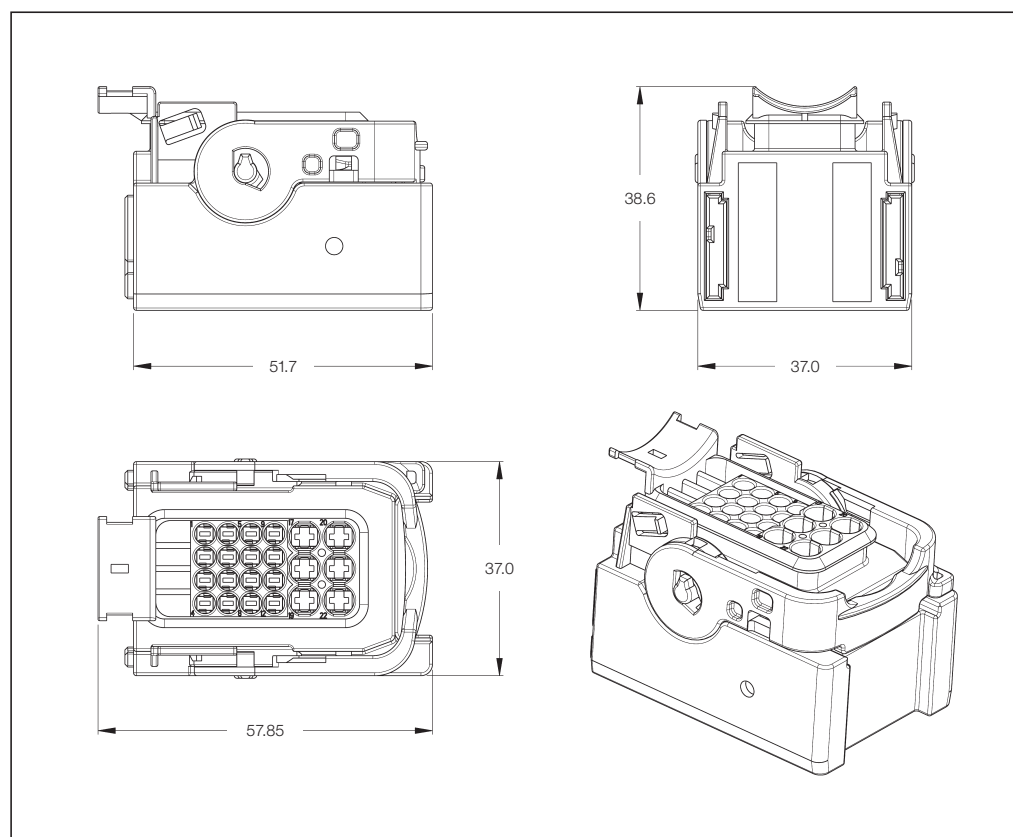
Part No. **1-1579007-1**
dependent on the contact

Product Specification:

108-94025

Application Specification:

114-18993



Sealed Mixed Receptacle Housings

No. of Positions	Keying Options	Housing Color	Part Numbers			
			Receptacle Housing	Package Quantity	Cover	Mating Tab Housing
18	A	Black	1-1823440-2	—	*)	1-1823449-2
	B	Gray	*)	—		*)
	C	Blue	*)	—		*)
	D	Green	*)	—		*)
22	A	Black	1-1823440-3	—	2112452-1	*)
	B	Gray	2-1823440-3	—		*)
	C	Blue	3-1823440-3	—		*)
	D	Green	4-1823440-3	—		*)

*) On request.

Sealed AMP MCP 2.8 Receptacle Housings

Technical Features

No. of Positions:
21 Positions

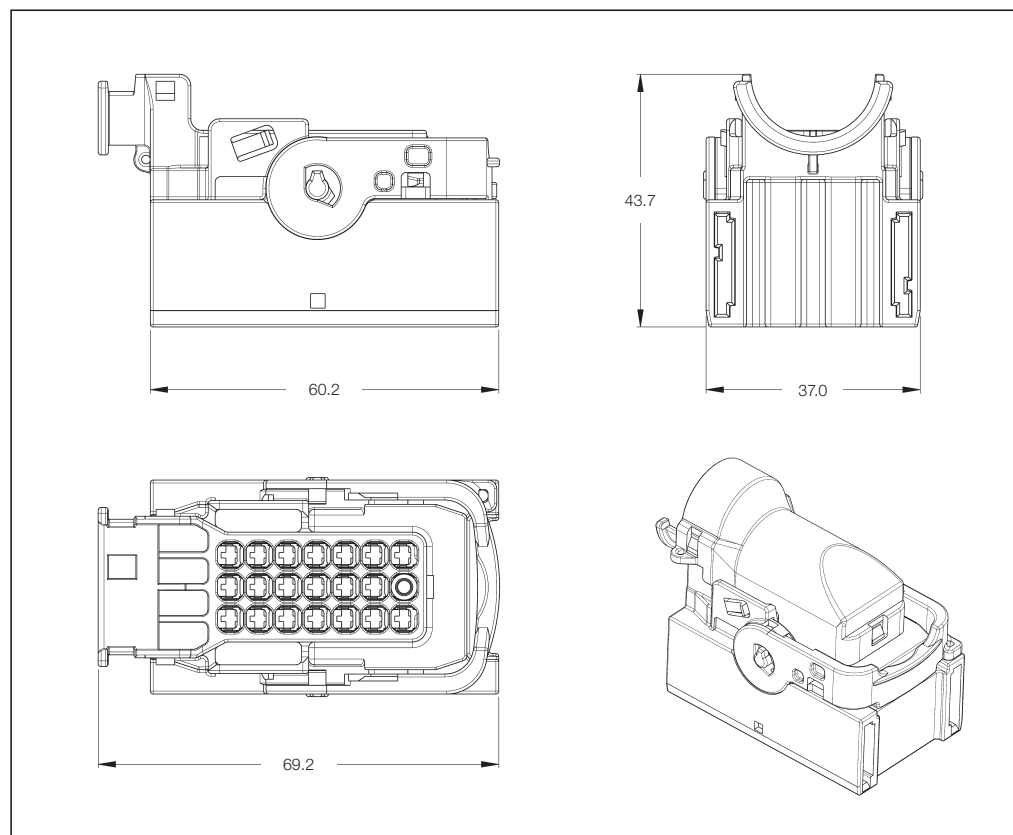
Housing Material:
PBT-GF20

Wire Size Range:
2.5 mm² FLR Max.
AWG 12 TXL Max.

Extraction Tool:
Part No. **1579007-1**

Product Specification:
108-18696

Application Specification:
114-18376



Sealed Receptacle Housings

No. of Positions	Keying Options	Housing Color	Part Numbers				
			Receptacle Housing	Package Quantity	Cover	Mating Tab Housing with Flange	Mating Vertical PCB Header
21	A	Black	1-1534127-1	–	9-1394050-1	1-2112162-1	1534238-1
	B	Natural	2-1534127-1	–		*)	*)
	C	Blue	3-1534127-1	–		*)	*)
	D	Violet	4-1534127-1	–		*)	*)

*) On request.

Sealed AMP MCP 1.5K/2.8/6.3 Receptacle Housings

Technical Features

No. of Positions:

29 Positions

Housing Material:

PBT-GF30

Wire Size Range:

26x AMP MCP 1.5K

1.5 mm² FLR Max.

2x AMP MCP 2.8

2.5 mm² FLR Max.

1x AMP MCP 4.8K/6.3

6.0 mm² FLR Max.

Extraction Tools:

Part No. **1579007-1**

Part No. **1-1579007-1**

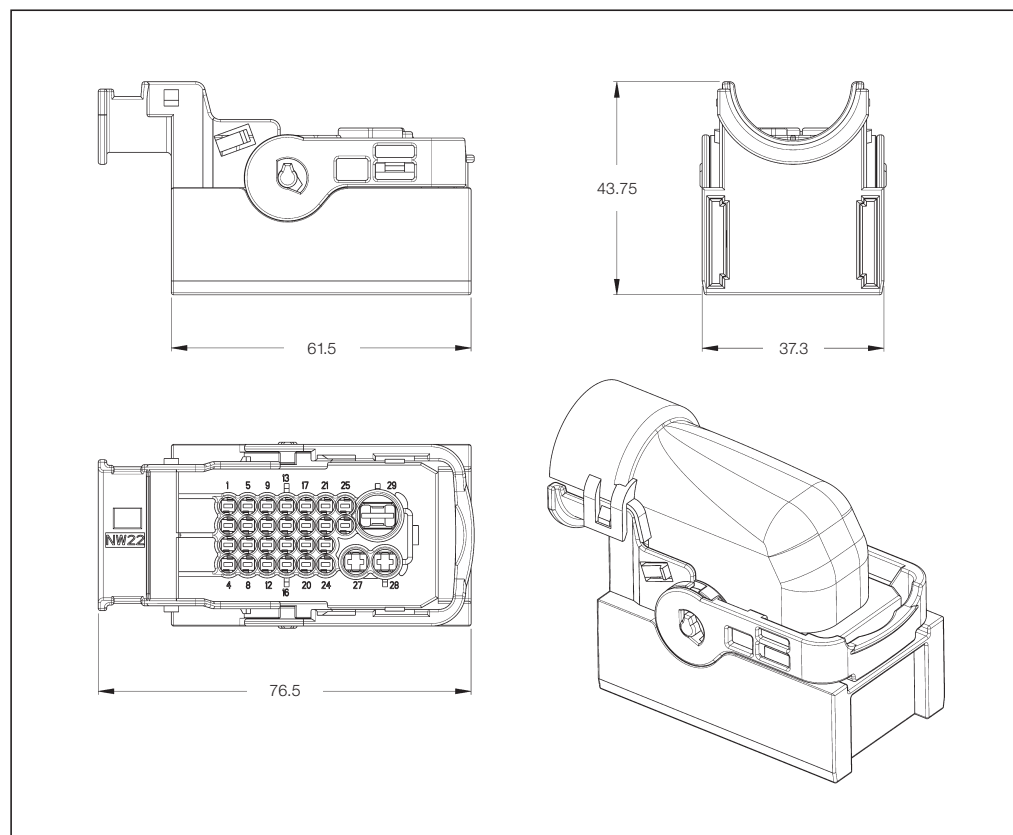
Part No. **1-1579007-3**
dependent on the contact

Product Specification:

108-94215

Application Specification:

114-94011



Sealed Mixed Receptacle Housings

No. of Positions	Keying Options	Housing Color	Part Numbers			
			Receptacle Housing	Package Quantity	Cover	Mating Tab Housing
29	A	Black	1-1823402-1	—	*)	*)
	B	Gray	2-1823402-1	—		
	C	Blue	3-1823402-1	—		
	D	Green	*)	—		

*) On request.

Sealed AMP MCP 1.5K/2.8/6.3 Receptacle Housings

Technical Features

No. of Positions:

26 Positions

Housing Material:

PBT-GF30

Wire Size Range:

12x AMP MCP 1.5K

1.5 mm² FLR Max.

12x AMP MCP 2.8

2.5 mm² FLR Max.

2x AMP MCP 4.8K/6.3

6.0 mm² FLR Max.

Extraction Tools:

Part No. **1579007-1**

Part No. **1-1579007-1**

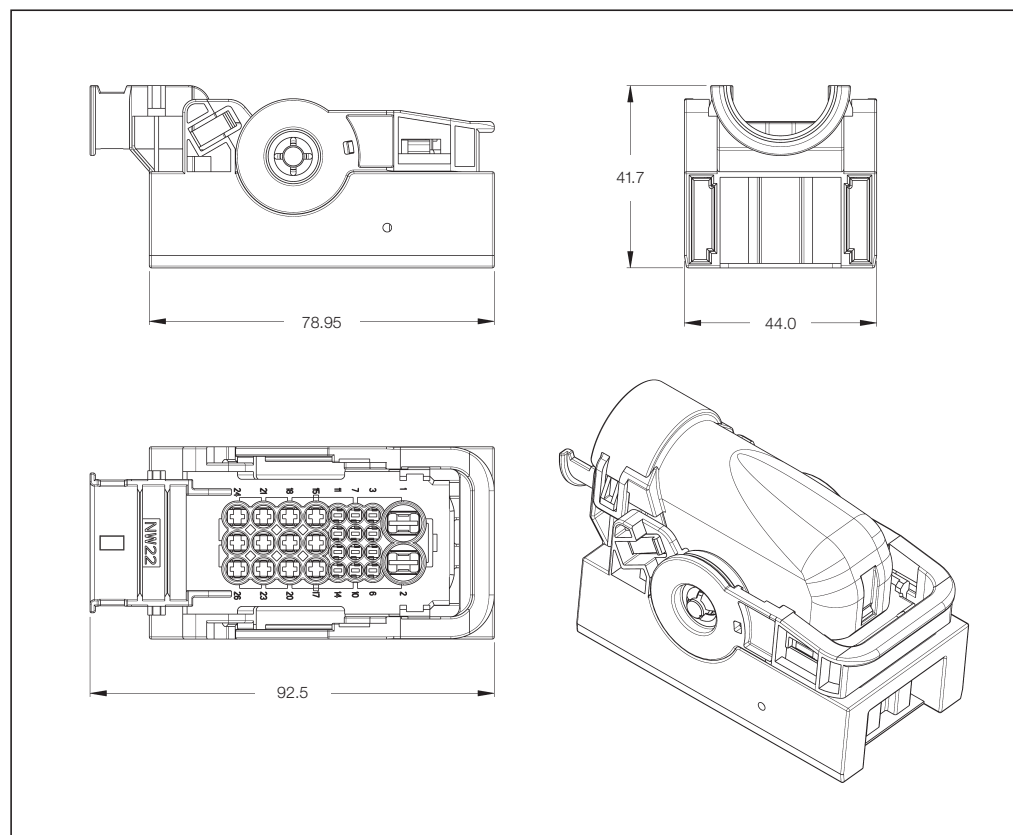
Part No. **1-1579007-3**
dependent on the contact

Product Specification:

108-94214

Application Specification:

114-94010



Sealed Mixed Receptacle Housings

No. of Positions	Keying Options	Housing Color	Part Numbers			
			Receptacle Housing	Package Quantity	Cover	Mating Tab Housing
26	A	Black	1-2112035-1	—	2112046-1	1-2112041-1 1-2112041-2

Sealed AMP MCP 1.5K Receptacle Housings

Technical Features

No. of Positions:

46 Positions

Housing Material:

PBT-GF20

Extraction Tool:

Part No. **1-1579007-1**

Wire Size Range:

1.5 mm² FLR Max.

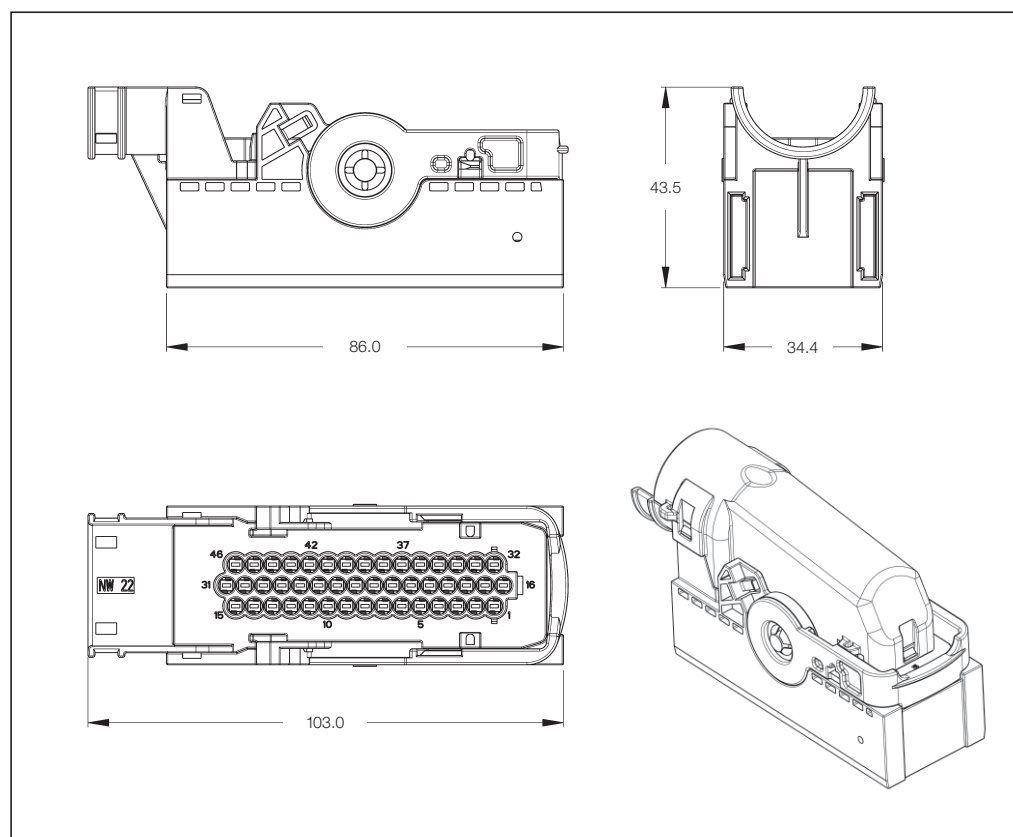
AWG 16 TXL Max.

Product Specification:

108-94216

Application Specification:

114-94012



Sealed Receptacle Housings

No. of Positions	Keying Options	Housing Color	Part Numbers			
			Receptacle Housing	Package Quantity	Cover	Mating Tab Header
46	A	Black	1-2112231-1	–	2112233-1	*)

*) On request.

Sealed AMP MCP 1.5K/2.8 Receptacle Housings

Technical Features

No. of Positions:

62 Positions

Housing Material:

PBT-GF20

Wire Size Range:

6x AMP MCP 1.5K

1.5 mm² FLR Max.

AWG 16 TXL Max.

56x AMP MCP 2.8

2.5 mm² FLR Max.

AWG 12 TXL Max.

Extraction Tools:

Part No. **1579007-1**

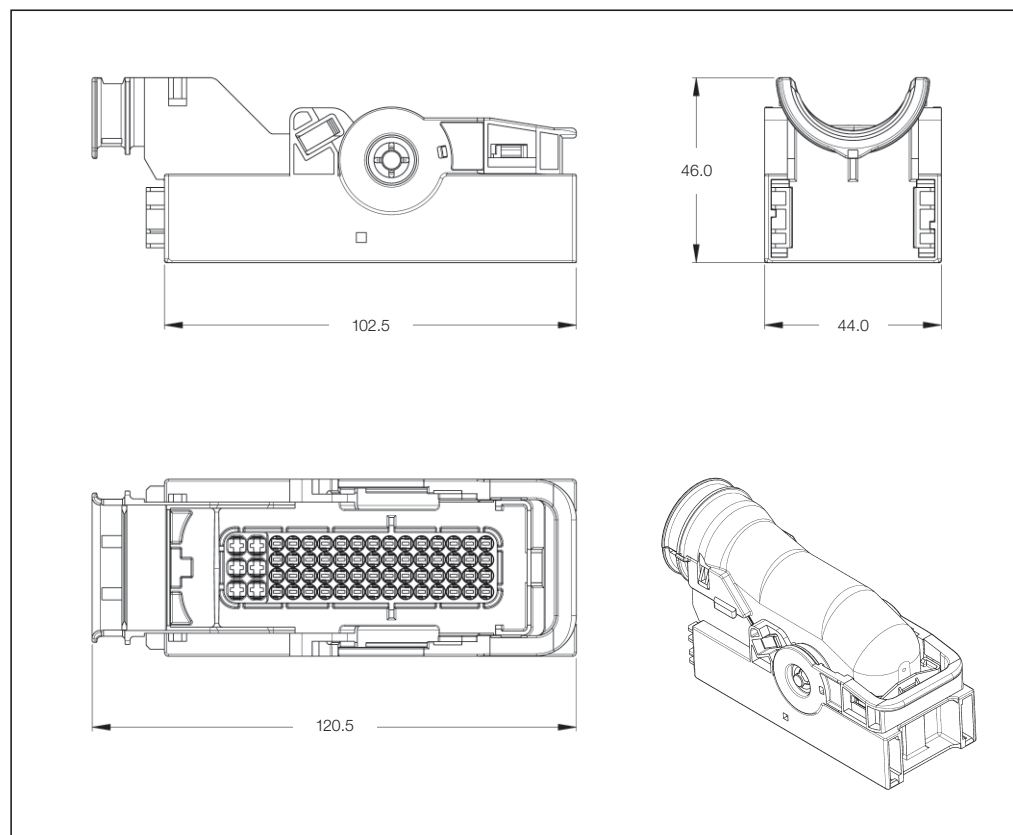
Part No. **1-1579007-1**
dependent on the contact

Product Specification:

108-18946

Application Specification:

114-18660



Sealed Mixed Receptacle Housings

No. of Positions	Keying Options	Housing Color	Part Numbers				
			Receptacle Housing	Cover	Mating Tab Housing	Mating PCB Header Straight	Mating PCB Header 90° Angled
62	A	Black	1-1418883-1	1418882-1	1-1718324-1	1-1418362-1	1-1418362-3
	B	Gray	2-1418883-1		2-1718324-1	2-1418362-1	2-1418362-3
	C	Blue	3-1418883-1		–	–	–
62*	A	Black	1-1823498-1	1823500-1	–	–	–
	B	Gray	2-1823498-1		–	–	–
	C	Blue	3-1823498-1		–	–	–
	D	Green	4-1823498-1		–	–	–

*) UL 94 V-0 rated.

Sealed AMP MCP 2.8 Receptacle Housings

Technical Features

No. of Positions:

39 Positions

Housing Material:

PBT-GF20

Wire Size Range:

AMP MCP 2.8
2.5 mm² FLR Max.
AWG 12 TXL Max.

Extraction Tool:

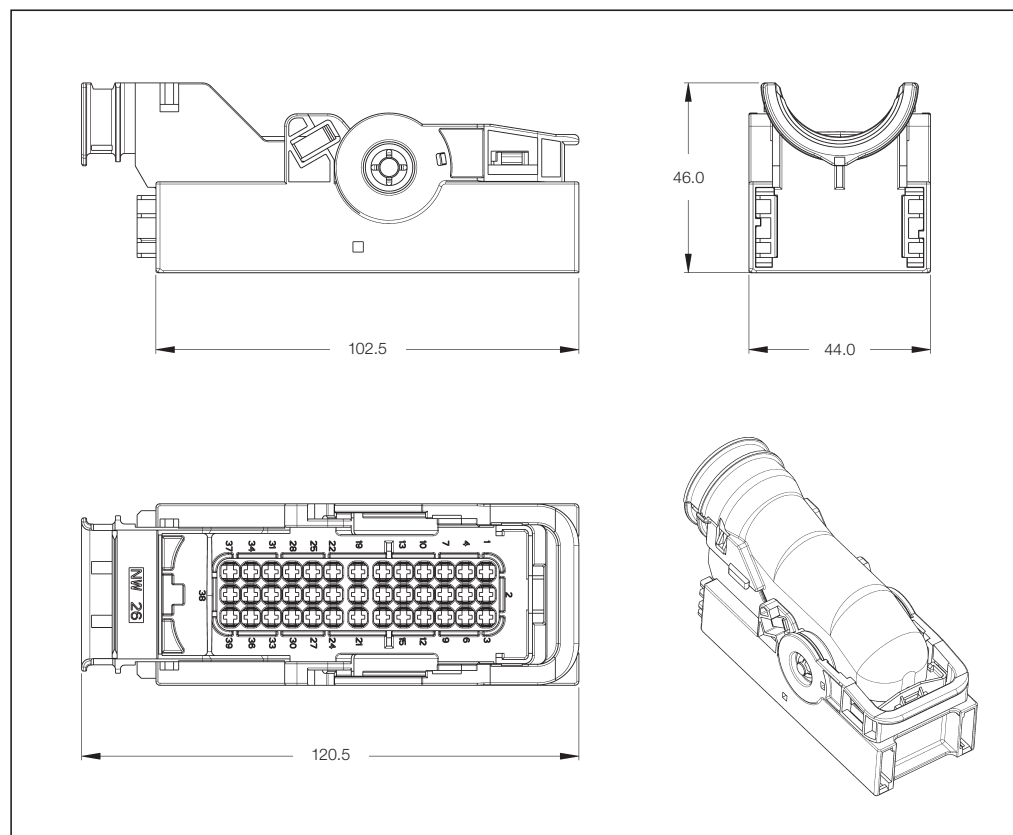
Part No. **1579007-1**

Product Specification:

108-18946

Application Specification:

114-18660



Sealed Receptacle Housings

No. of Positions	Keying Options	Housing Color	Part Numbers				
			Receptacle Housing	Cover	Mating Tab Housing	Mating PCB Header Straight	Mating PCB Header 90° Angled
39	E	Emerald Green	5-1718321-3	1418882-1	5-1718323-1	5-1418363-1	5-1418363-3

Sealed AMP MCP 2.8/6.3 Receptacle Housings

Technical Features

No. of Positions:

31 Positions

Housing Material:

PBT-GF20

Wire Size Range:

27x AMP MCP 2.8

2.5 mm² FLR Max./

AWG 12 TXL Max.

4x AMP MCP 4.8K/6.3

6.0 mm² FLR Max.

Extraction Tools:

Part No. **1579007-1**

Part No. **1-1579007-3**

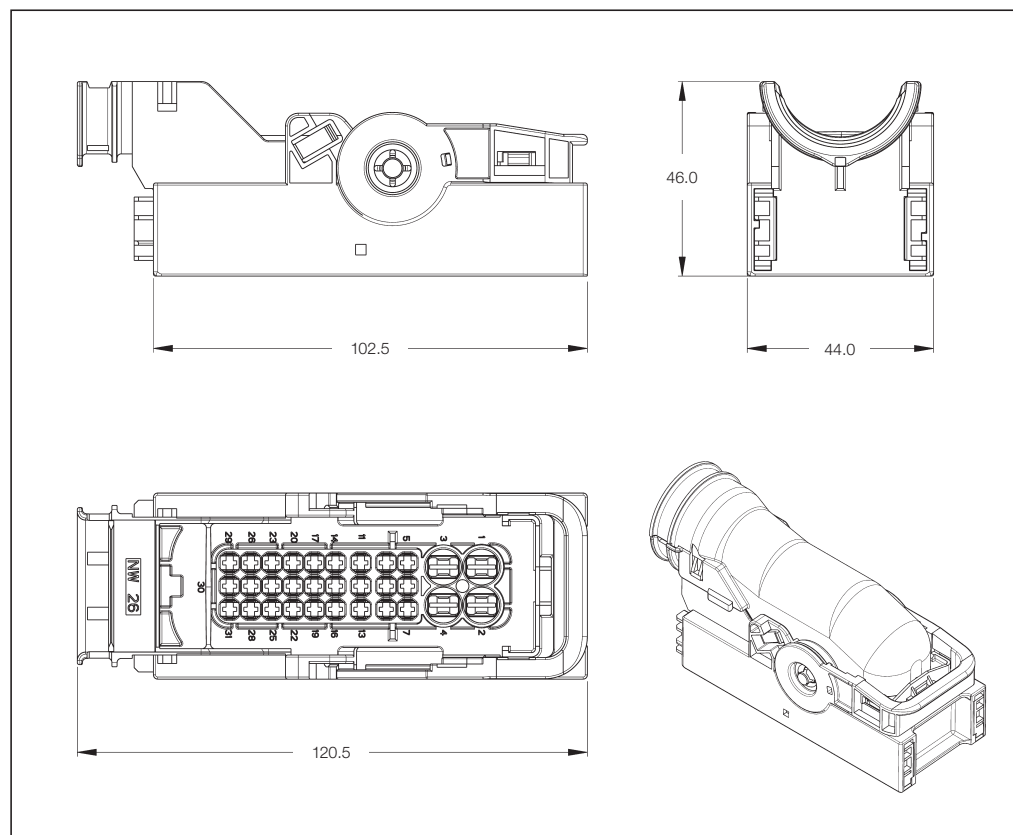
dependent on the contact

Product Specification:

108-18946

Application Specification:

114-18660



Sealed Receptacle Housings

No. of Positions	Keying Options	Housing Color	Part Numbers				
			Receptacle Housing	Cover	Mating Tab Housing	Mating PCB Header Straight	Mating PCB Header 90° Angled
31	A	Bordeaux	1-1564297-6	1418882-1	*)	*)	*)

*) On request.

Sealed AMP MCP 1.5K Receptacle Housings

Technical Features

No. of Positions:

92 Positions

Housing Material:

PBT-GF20

Extraction Tool:

Part No. **1-1579007-1**

Wire Size Range:

1.5 mm² FLR Max.

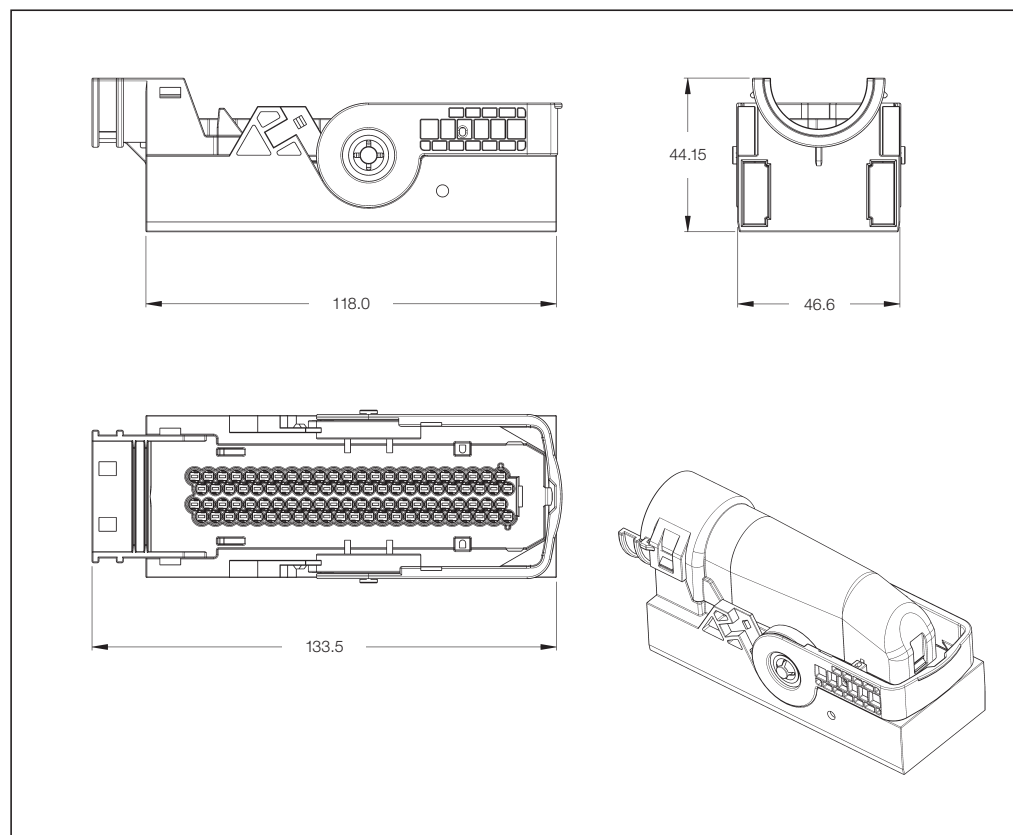
AWG 16 TXL Max.

Product Specification:

108-18893

Application Specification:

114-18598



Sealed Receptacle Housings

No. of Positions	Keying Options	Housing Color	Part Numbers			
			Receptacle Housing	Package Quantity	Cover	Mating Tab Header
92	A	Black	1703998-1	–	1703997-1	1-1452228-9

Sealed 2.8 mm Tab Housings

Technical Features

No. of Positions:

15 Positions

Housing Material:

PBT-GF20

Wire Size Range:

2.5 mm² FLR Max.
AWG 12 TXL Max.

Extraction Tool:

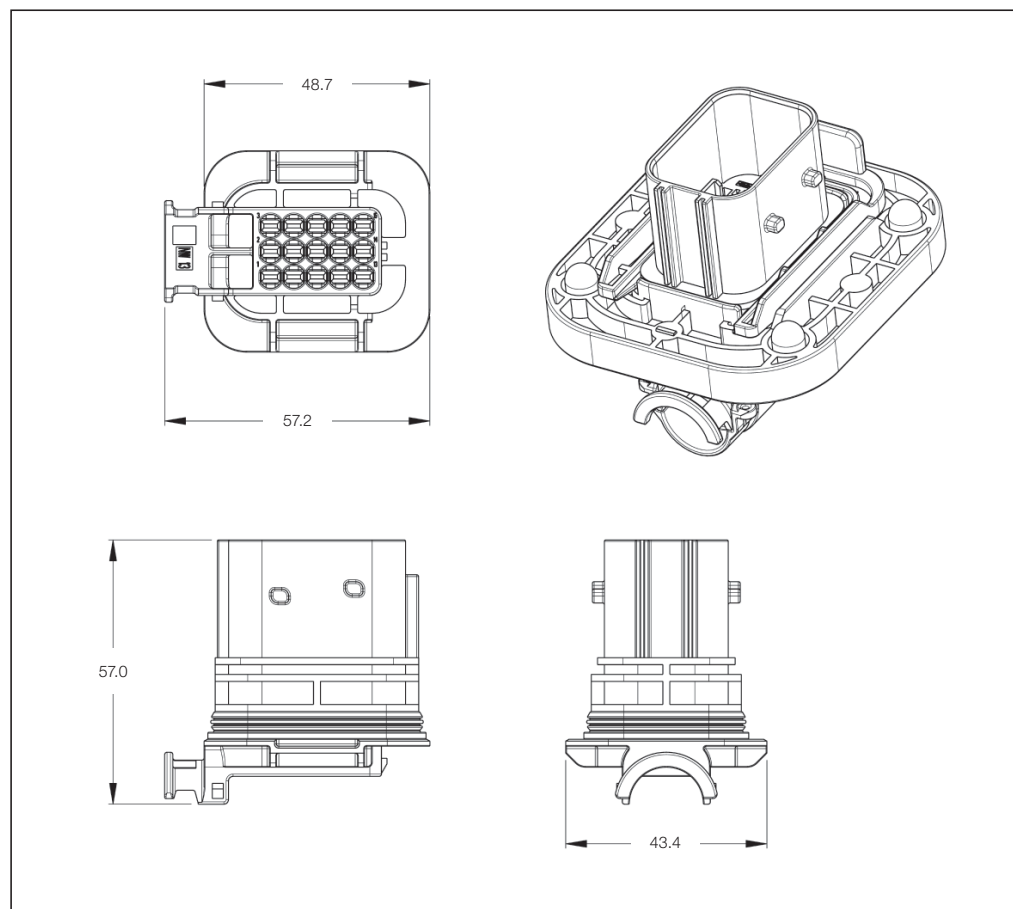
Part No. **1-1579007-6**

Product Specification:

108-18696

Application Specification:

114-18376



Sealed 2.8 mm Tab Housings

No. of Positions	Keying Options	Housing Color	Part Numbers				
			Tab Housing	Cover	Adapter	Locking Slide	Mating Receptacle Housing
15	A	Black	1703799-1	9-1394049-1	1703806-1	1703804-1	1-1534126-1
	B	Natural	*)				2-1534126-1
	C	Blue	*)				3-1534126-1

*) On request.

Sealed 1.5 mm/2.8 mm Tab Housings

Technical Features

No. of Positions:

22 Positions

Housing Material:

PBT-GF30

Wire Size Range:

1.5 mm² FLR Max.

2.5 mm² FLR Max.

AWG 12 TXL Max.

Extraction Tools:

Part No. **1-1579007-1**

Part No. **1-1579007-6**

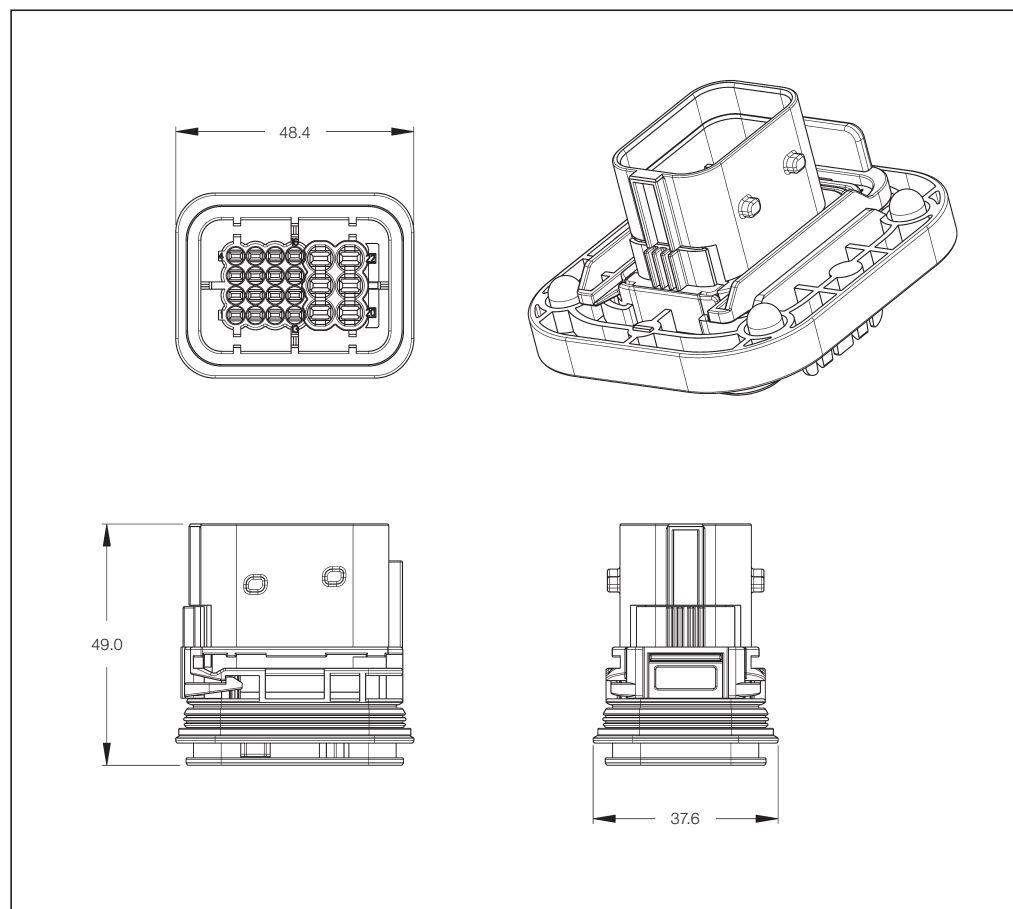
dependent on the contact

Product Specification:

108-94025

Application Specification:

114-18993



Sealed Mixed Tab Housings

No. of Positions	Keying Options	Housing Color	Part Numbers				
			Tab Housing	Cover	Adapter	Locking Slide	Mating Receptacle Housing
18	A	Black	1-1823449-2				1-1823440-2
	B	Gray	*)	*)	1703806-1	1703804-1	*)
	C	Blue	*)				*)

*) On request.

Sealed 2.8 mm Tab Housings

Technical Features

No. of Positions:

21 Positions

Housing Material:

PBT-GF30

Wire Size Range:

2.5 mm² FLR Max.
AWG 12 TXL Max.

Extraction Tool:

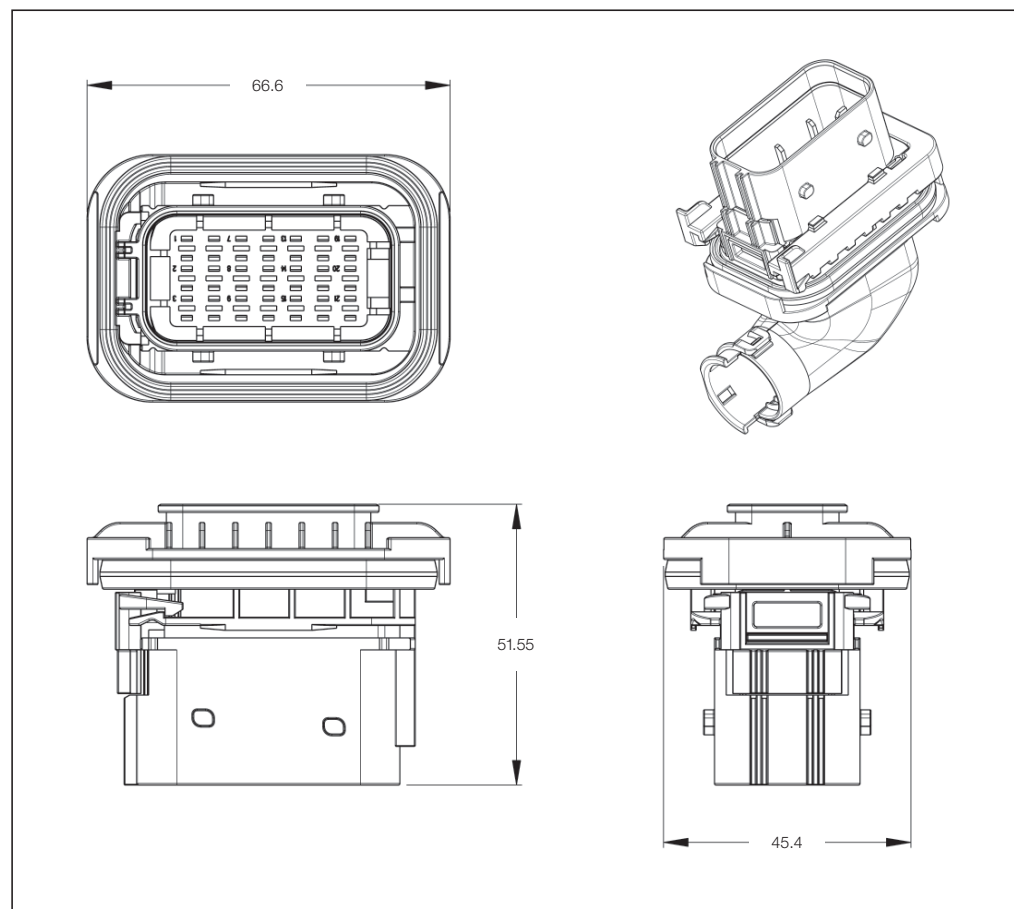
Part No. **1-1579007-6**

Product Specification:

108-18696

Application Specification:

114-18376



Sealed Tab Housings

No. of Positions	Keying Options	Housing Color	Part Numbers			
			Tab Housing with Flange	Cover	Locking Slide	Mating Receptacle Housing
21	A	Black	1-2112162-1	2112167-1	2112166-1 (2.5 mm)	1-1534127-1
	B	Natural	*)			2-1534127-1
	C	Blue	*)			3-1534127-1
	D	Violet	*)			4-1534127-1

*) On request.

Sealed 1.5 mm/2.8 mm/6.3 mm Tab Housings

Technical Features

No. of Positions:

26 Positions

Housing Material:

PBT-GF30

Wire Size Range:

12x 1.0 mm² FLR Max.

12x 2.5 mm² FLR Max.

AWG 12 TXL Max.

4x 6.0 mm² FLR Max.

Extraction Tools:

Part No. **1-1579007-1**

Part No. **1-1579007-3**

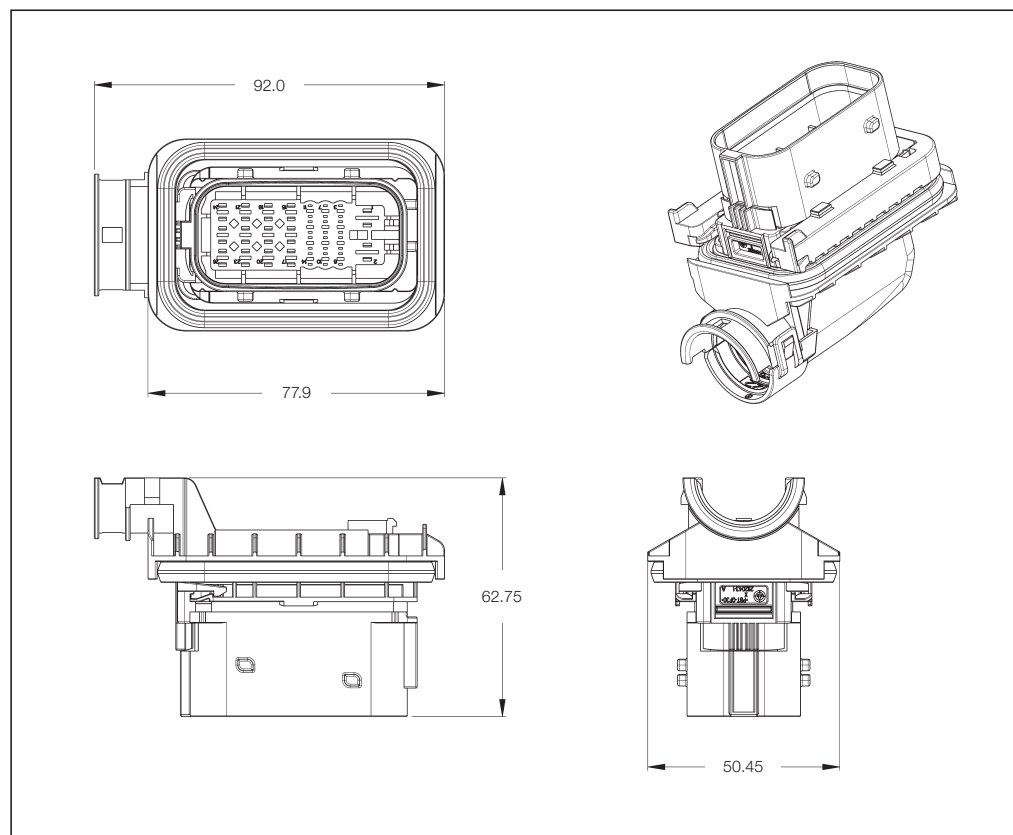
Part No. **1-1579007-6**
dependent on the contact

Product Specification:

108-94214

Application Specification:

114-94010



Sealed Mixed Tab Housings

No. of Positions	Keying Options	Housing Color	Part Numbers				
			Tab Housing with Flange		Cover	Locking Slide	Mating Receptacle Housing
26	A	Black	1-2112041-1	1-2112041-2	2112046-1	1-2112045-1 (2.5 mm)	1-2112035-1

Sealed 1.5 mm/2.8 mm Tab Housings

Technical Features

No. of Positions:

62 Positions

Housing Material:

PBT-GF20

Wire Size Range:

56x 1.5 mm² FLR Max.

6x 2.5 mm² FLR Max.

AWG 12 TXL Max.

Extraction Tools:

Part No. **1-1579007-1**

Part No. **1-1579007-6**

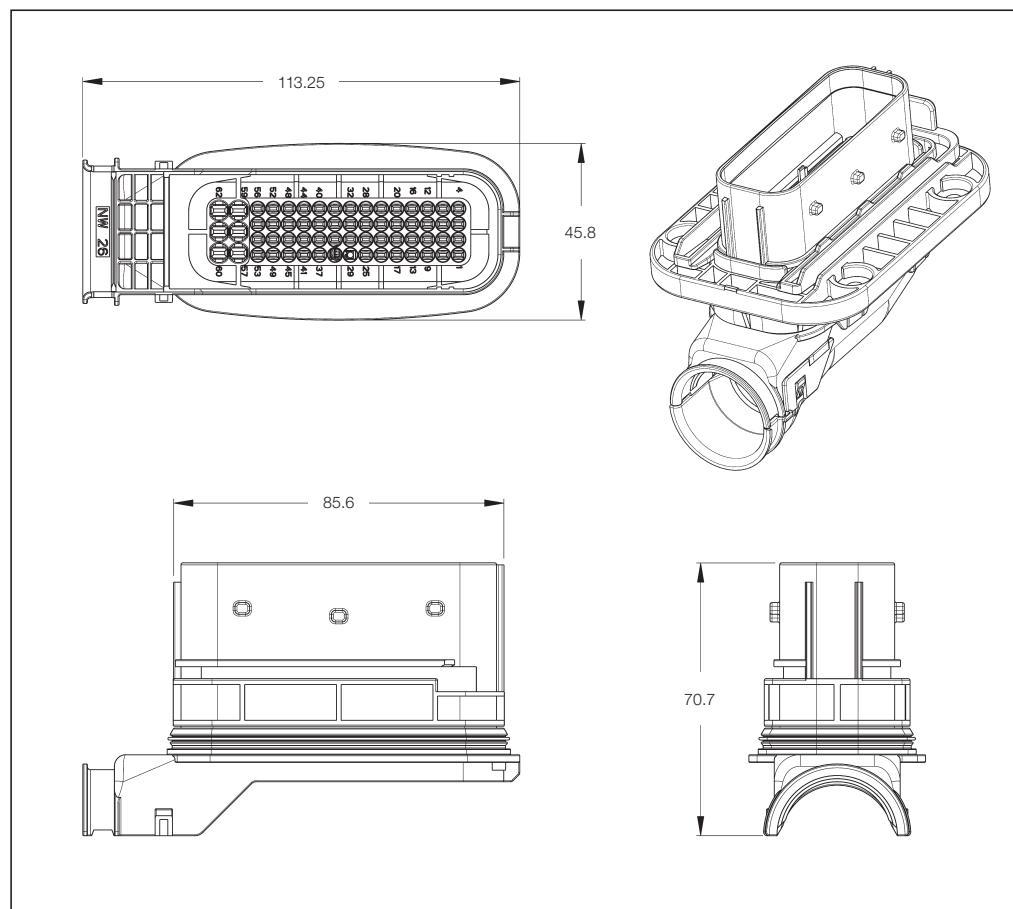
dependent on the contact

Product Specification:

108-18946

Application Specification:

114-18660



Sealed Tab Housings

No. of Positions	Keying Options	Housing Color	Part Numbers				
			Tab Housing	Cover	Adapter	Locking Slide	Mating Receptacle Housing
62	A	Black	1-1718324-1	1418882-1	1718329-1	1718328-1	1-1418883-1
	B	Gray	2-1718324-1		1813123-1		2-1418883-1
	C	Blue	–		1813123-2		3-1418883-1

Sealed 2.8 mm Tab Housings

Technical Features

No. of Positions:

39 Positions

Housing Material:

PBT-GF20

Wire Size Range:

2.5 mm² FLR Max.
AWG 12 TXL Max.

Extraction Tool:

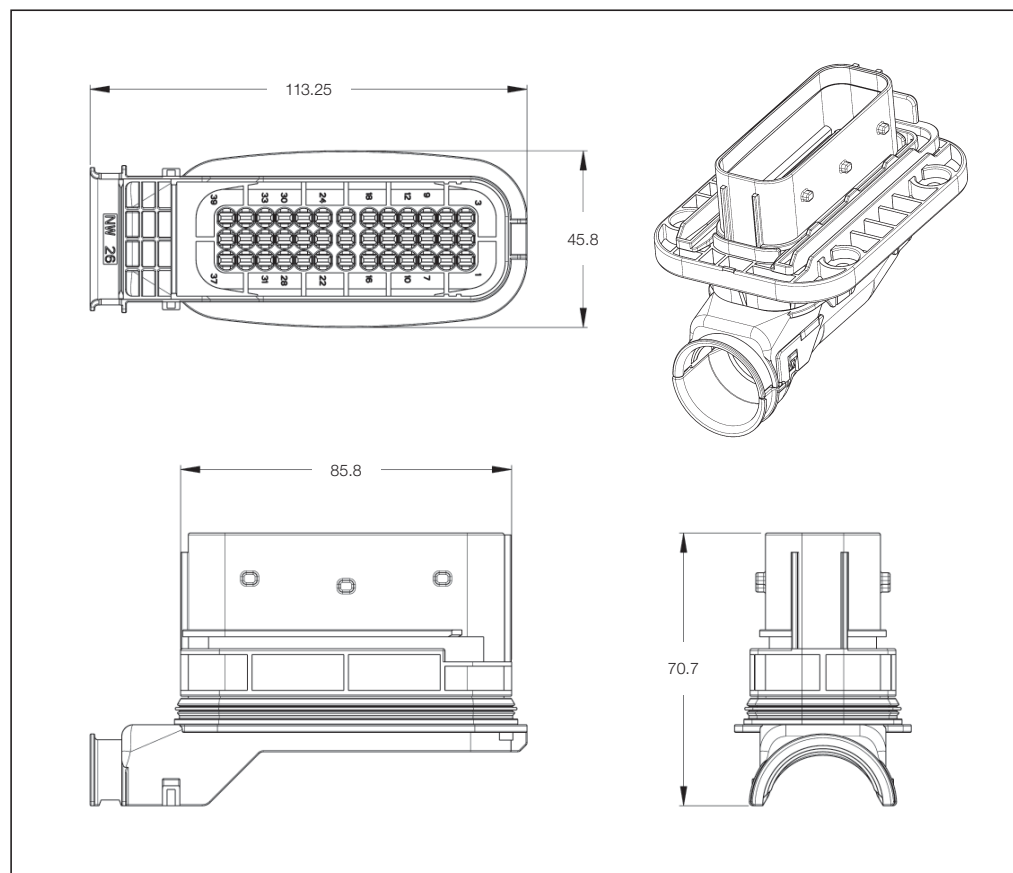
Part No. **1-1579007-6**

Product Specification:

108-18946

Application Specification:

114-18660



Sealed 2.8 mm Tab Housings

No. of Positions	Keying Options	Housing Color	Part Numbers				
			Tab Housing	Cover	Adapter	Locking Slide	Mating Receptacle Housing
39	E	Emerald Green	5-1718323-1	1418882-1	1718329-1	1718328-1	5-1718321-3
					1813123-1		
					1813123-2		

Sealed 2.8 mm Tab Housings

Technical Features

No. of Positions:

2 Positions

Housing Material:

PA 66 GF13

Wire Size Range:

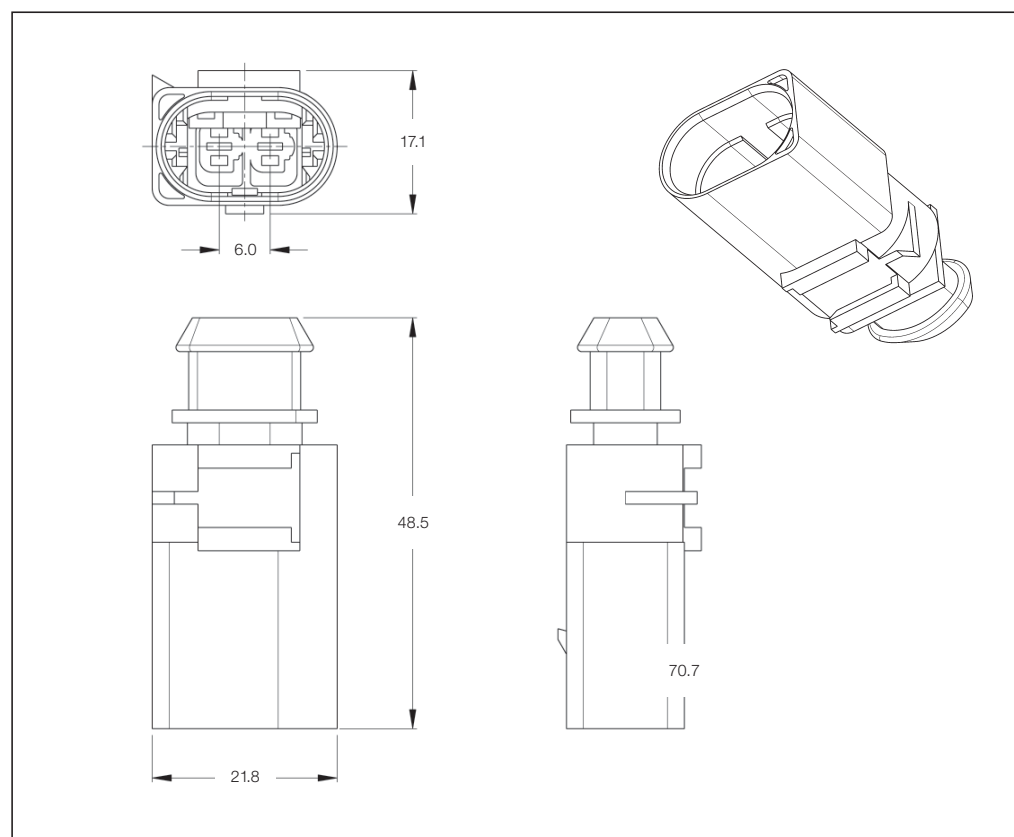
2.5 mm² FLR Max.

Product Specification:

108-18180 (Tab Housing)

Application Specification:

114-18131 (Tab Housing)



Sealed Tab Housings

No. of Positions	Keying Options	Housing Color	Part Numbers			
			Tab Housing	Package Quantity	Mating Receptacle Housing	Mating PCB Header
2	A	Black	1-966867-1	–	1-1355200-1	–
	B	Dark Brown	1-966867-2	–	2-1355200-1	–

Sealed 1.5 mm/2.8 mm Tab Housings

Technical Features

No. of Positions:

12 Positions

Housing Material:

PA 66 GF

Wire Size Range:

4x 2.5 mm² FLR Max.

8x 1.0 mm² FLR Max.

Extraction Tools:

Part No. **539960-1**

Part No. **1-1579007-6**

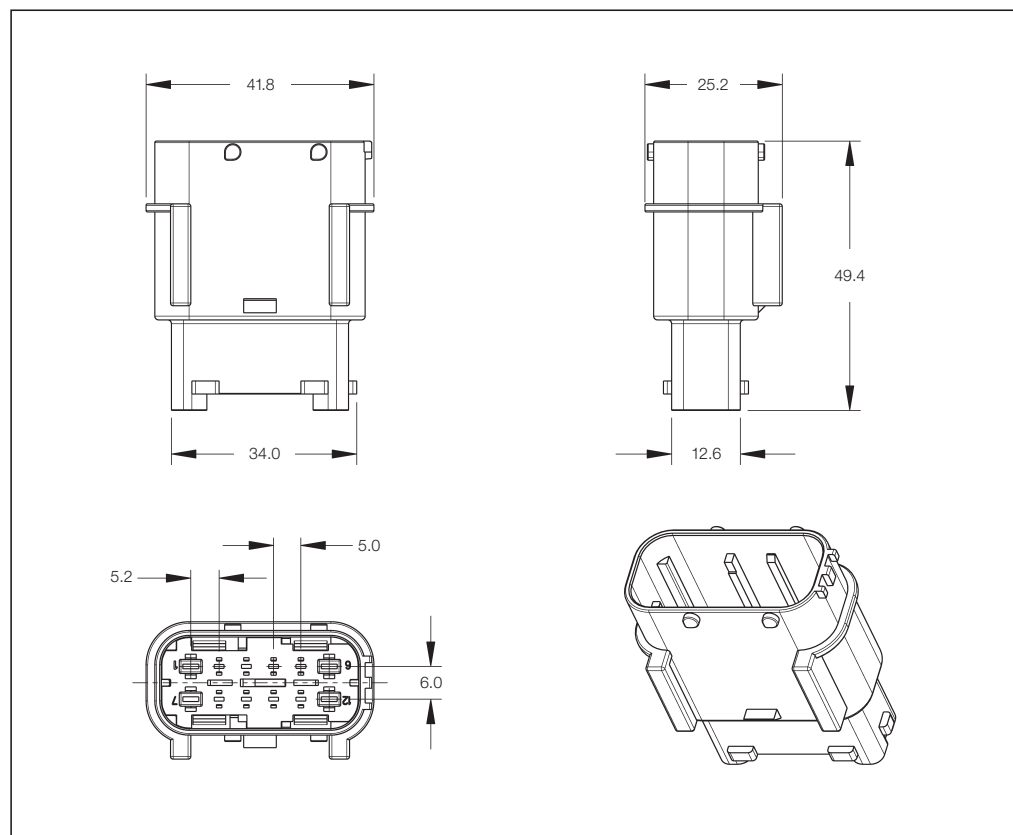
dependent on the contact

Product Specification:

108-20242

Application Specification:

411-20073



Sealed Tab Housings

No. of Positions	Keying Options	Housing Color	Part Numbers			
			Tab Housing	Package Quantity	Mating Receptacle Housing	Mating PCB Header
12	A Panel Hook on Left Side	Black	284844-1	500	284848-1	—
	A Panel Hook on Right Side	Black	284844-3	500	284848-3	—
	B Panel Hook on Left Side	Gray	284844-2	500	284848-2	—
	B Panel Hook on Right Side	Gray	284844-4	500	284848-4	—

Sealed 1.5 mm/2.8 mm Tab Housings

Technical Features

No. of Positions:

12 Positions

Housing Material:

PA 66 GF

Wire Size Range:

4x 2.5 mm² FLR Max.

8x 1.5 mm² FLR Max.

Extraction Tools:

Part No. **539960-1**

Part No. **1-1579007-6**

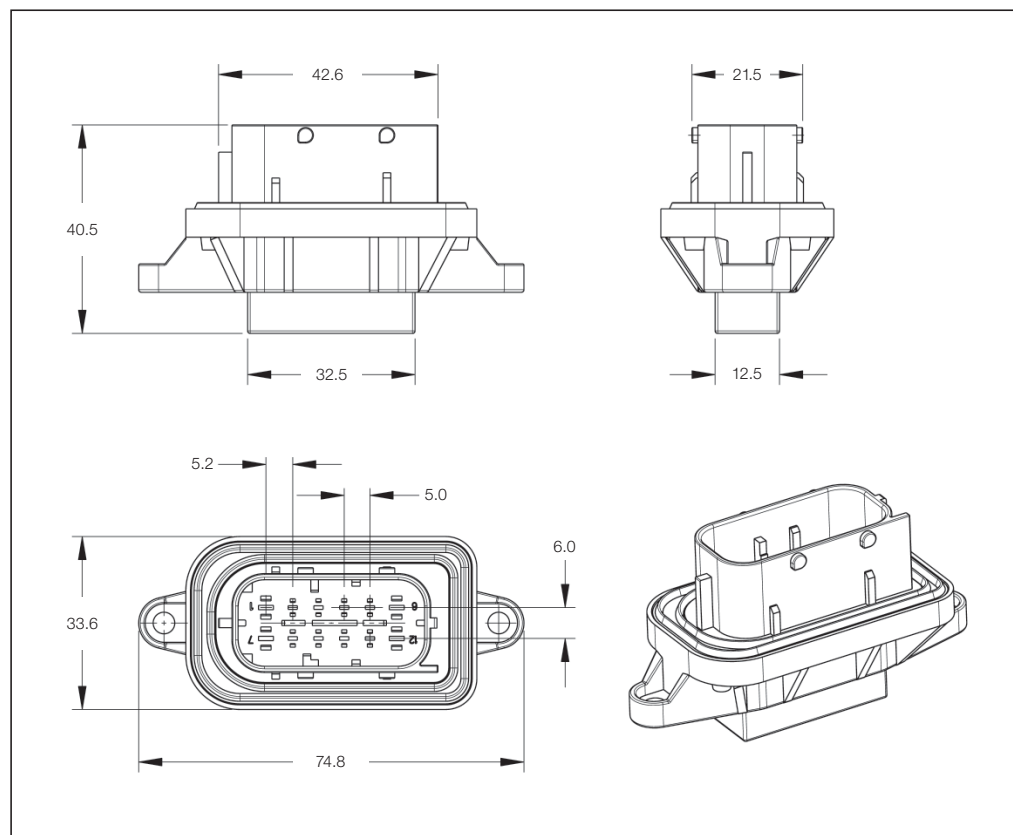
dependent on the contact

Product Specification:

108-20264

Application Specification:

—



Sealed Tab Housings

No. of Positions	Keying Options	Housing Color	Part Numbers			
			Tab Housing with Flange	Package Quantity	Mating Receptacle Housing	Mating PCB Header
12	A	Black	1745045-1	350	284848-1	—

Sealed 1.5 mm/2.8 mm Tab Housings

Technical Features

No. of Positions:

20–24 Positions

Housing Material:

PA 66 GF

Wire Size Range:

8x 2.5 mm² FLR Max.

16x 1.0 mm² FLR Max.

Extraction Tools:

Part No. **539960-1**

Part No. **1-1579007-6**

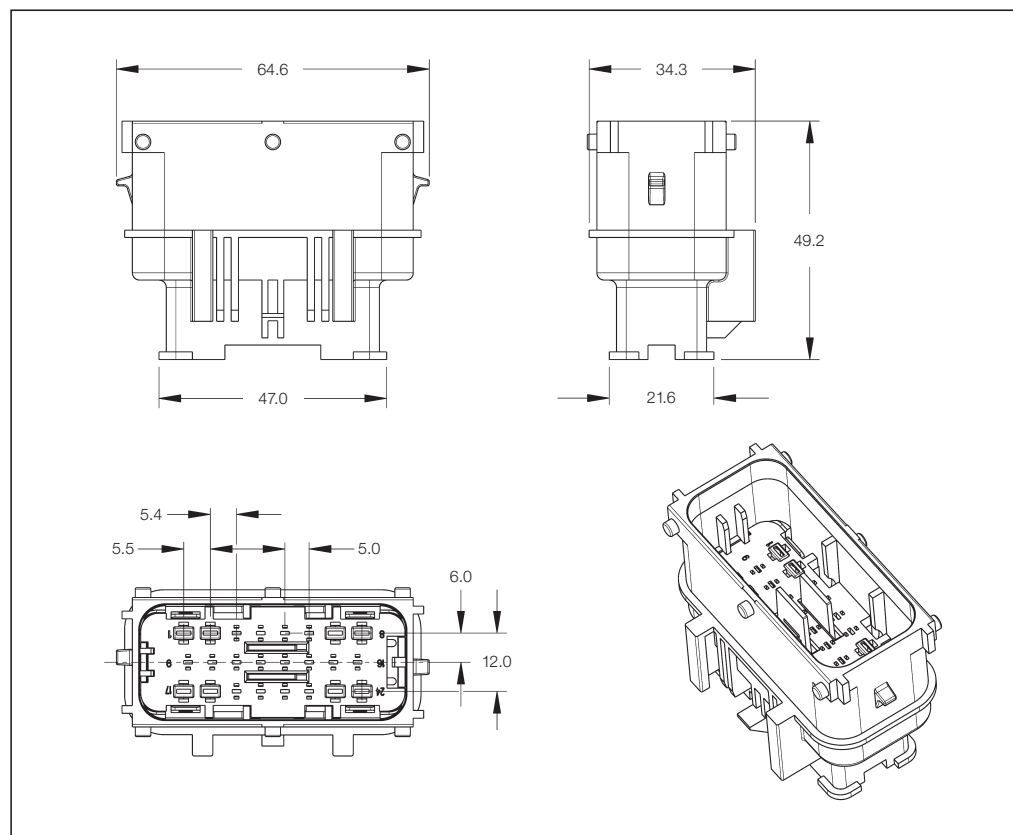
dependent on the contact

Product Specification:

108-20262

Application Specification:

411-20100



Sealed Mixed Tab Housings

No. of Positions	Keying Options	Housing Color	Part Numbers			
			Tab Housing with Flange	Package Quantity	Mating Receptacle Housing	Mating PCB Header
20	A	Black	1745044-1	225	1745043-1	–
					1745043-2	
24	A	Gray	1745044-2	225	1745043-3	–
					1745043-4	

Sealed 9.5 mm Tab Housings

Technical Features

No. of Positions:

2 Positions

Housing Material:

PBT-GF13

Wire Size Range:

10.0 mm² FLK Max.

Extraction Tool:

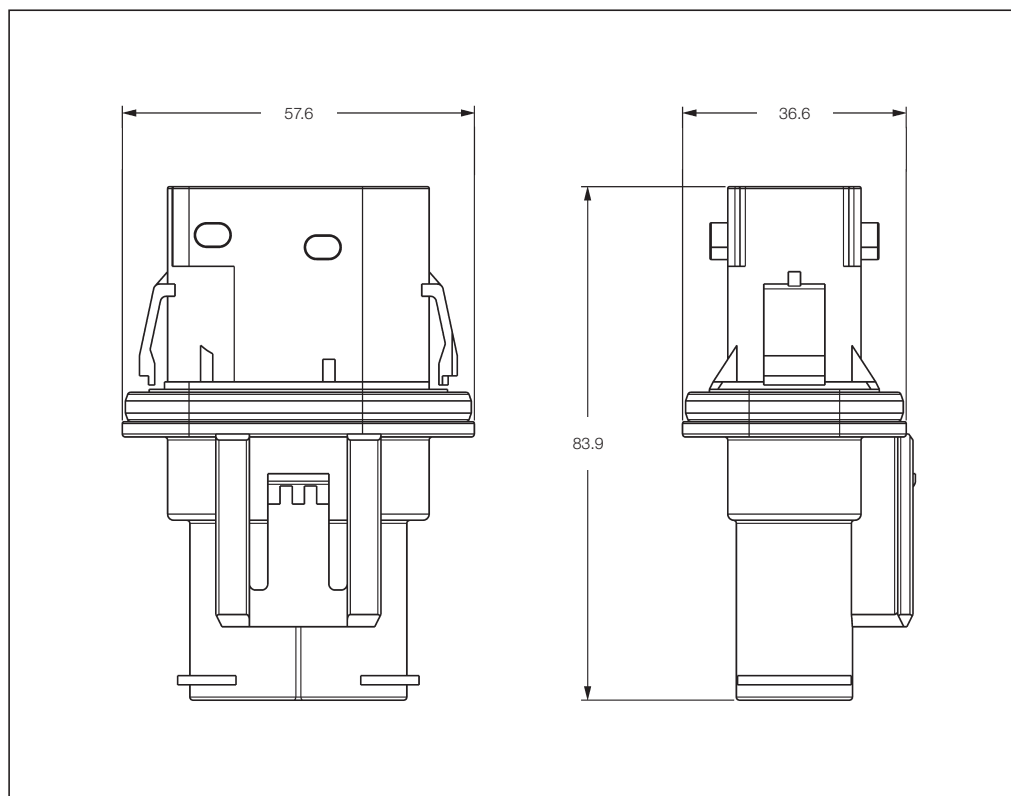
Part No. **1-1579007-7**

Product Specification:

108-18809

Application Specification:

114-18501



Sealed 9.5 mm Tab Housings

No. of Positions	Keying Options	Housing Color	Part Numbers			
			Tab Housing	Package Quantity	Mating Receptacle Housing	Mating PCB Header
2	–	Black	1394026-2	–	1355328-1	–
			1394026-1 (with Sealing for Wall Mounting)			

Sealed 2.8 mm Tab Housings – Printed Circuit Board Headers

Technical Features

No. of Positions:

21 Positions

Housing Material:

PBT-GF20

Material and Finish:

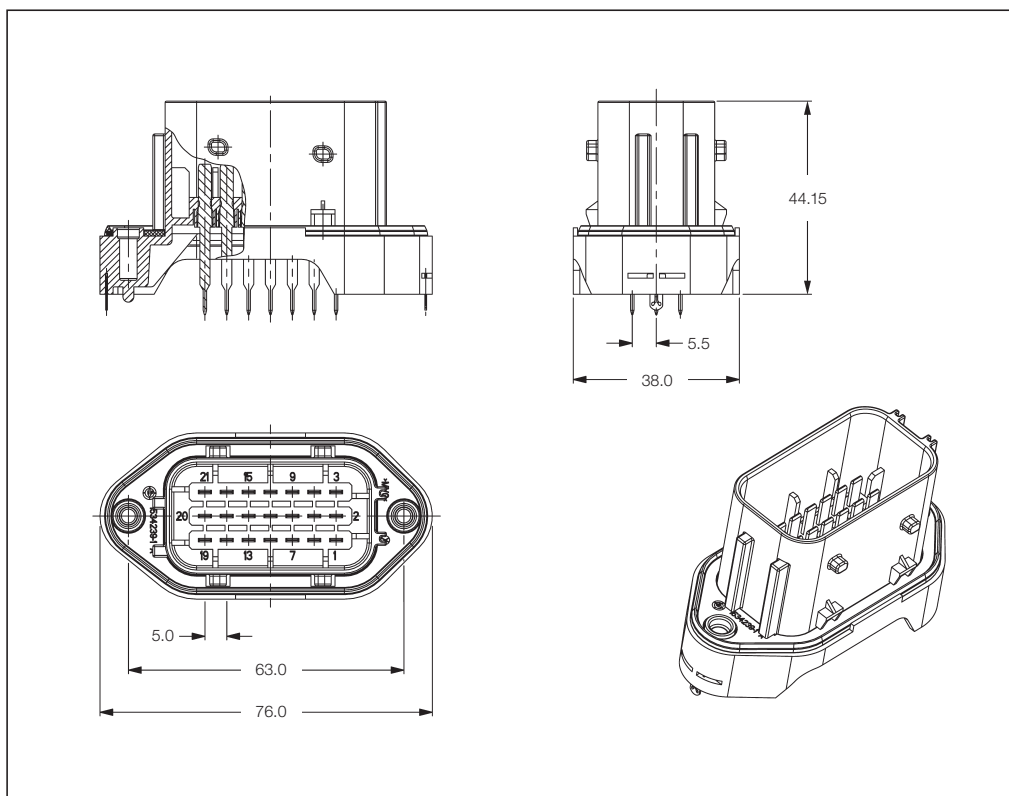
CuSn, silver plated

Product Specification:

108-18696

Application Specification:

—



Sealed Tab Housings – Printed Circuit Board Headers

No. of Positions	Housing Color	Part Numbers		
		Vertical PCB Header	Package Quantity	Mating Receptacle Housing
21	Black	1534238-1	—	1-1534127-1

Sealed 2.8 mm Tab Housings – Printed Circuit Board Headers

Technical Features

No. of Positions:

39 Positions

Housing Material:

PBT-GF20

Material and Finish:

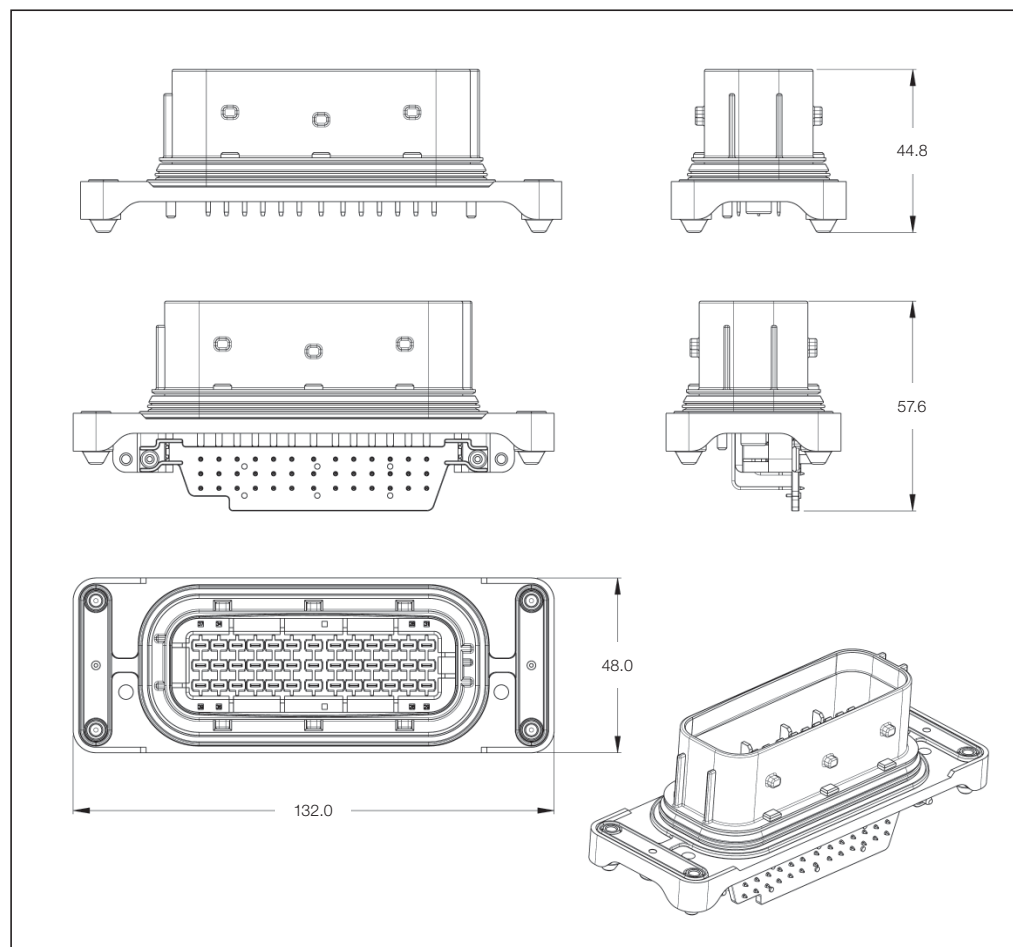
CuSn, silver plated

Product Specification:

108-18946

Application Specification:

114-18660



Sealed Mixed Tab Housings – Printed Circuit Board Headers

No. of Positions	Keying Options	Housing Color	Part Numbers		
			Vertical PCB Header	Angled PCB Header	Mating Receptacle Housing
39	E	Emerald Green	5-1418363-1	5-1418363-3	5-1718321-3

Sealed 1.5 mm/2.8 mm Tab Housings – Printed Circuit Board Headers

Technical Features

No. of Positions:

62 Positions

Housing Material:

PBT-GF20

Material and Finish:

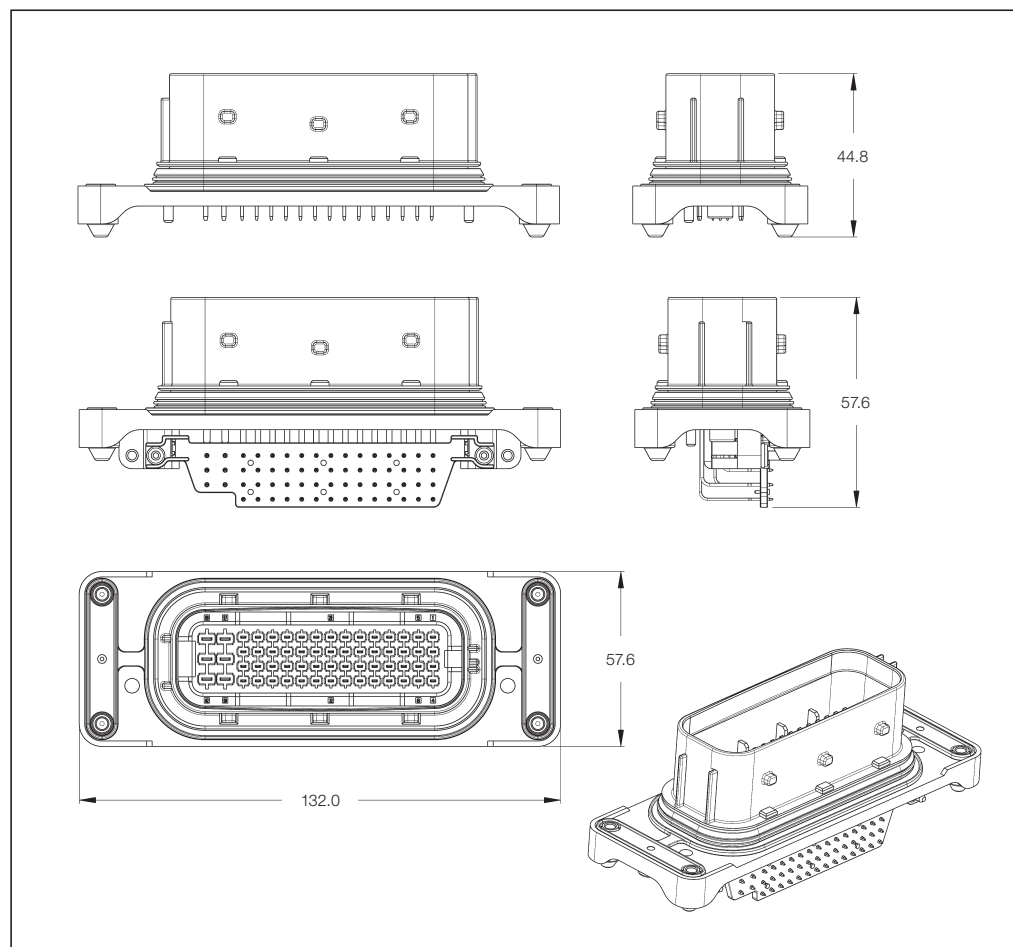
CuSn, silver plated

Product Specification:

108-18946

Application Specification:

114-18660



Sealed Mixed Tab Housings – Printed Circuit Board Headers

No. of Positions	Keying Options	Housing Color	Part Numbers		
			Vertical PCB Header	Angled PCB Header	Mating Receptacle Housing
62	A	Black	1-1418362-1	1-1418362-3	1-1418883-1 & 1-1823498-1
	B	Gray	2-1418362-1	2-1418362-3	2-1418883-1 & 2-1823498-1
	C	Blue	*)	*)	3-1418883-1

*) On request.

Sealed 1.5 mm Tab Housings – Printed Circuit Board Headers

0No. of Positions:

92 Positions

Housing Material:

PBT-GF20

Material and Finish:

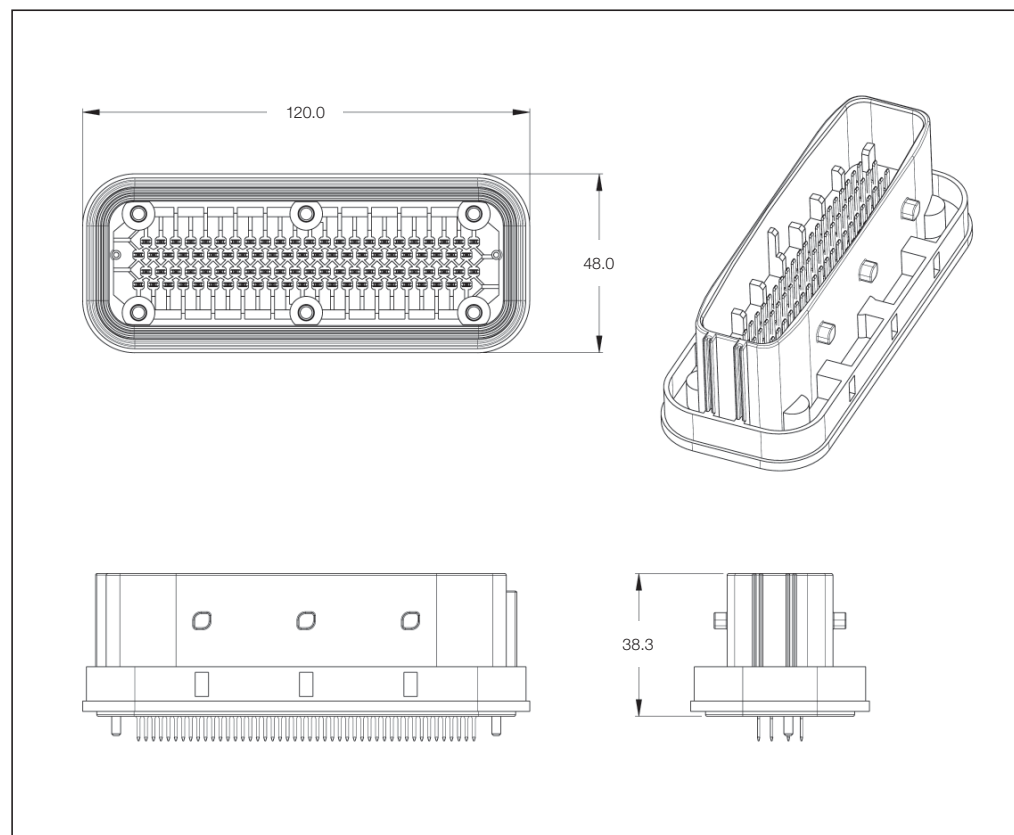
CuSn, silver plated

Product Specification:

108-94174

Application Specification:

114-18963



Sealed Tab Housings – Printed Circuit Board Headers

No. of Positions	Keying Options	Housing Color	Part Numbers		
			Vertical PCB Header	Package Quantity	Mating Receptacle Housing
92	A	Black	1-1452228-9	–	1703998-1

Numerical Index

Part Number	Page	Part Number	Page	Part Number	Page	Part Number	Page
100132-1	3-20	828922-1	3-14, 3-15	2-962918-1	3-18	1-963743-1	3-18
284844-1	3-67, 3-88	828922-2	3-15	2-962918-2	3-18	1-963743-2	3-18
284844-2	3-67, 3-88	828985-1	3-14	1-962919-1	3-18	2-963743-1	3-18
284844-3	3-67, 3-88	828986-1	3-14	1-962919-2	3-18	2-963743-2	3-18
284844-4	3-67, 3-88	929039-1	3-40, 3-61	2-962919-1	3-18	1-963744-1	3-18
284848-1	3-67, 3-88, 3-89	929092-1	3-42	2-962919-2	3-18	1-963744-2	3-18
284848-2	3-67, 3-88	1-929150-1	3-24	963243-1	3-20	2-963744-1	3-18
284848-3	3-67, 3-88	1-929151-1	3-24	963244-1	3-20	2-963744-2	3-18
284848-4	3-67, 3-88	1-929151-2	3-24	963245-1	3-20	1-963745-1	3-12
284853-1	3-32, 3-45	1-929152-1	3-24	963292-1	3-15	1-963745-2	3-12
284853-2	3-32, 3-45	1-929153-1	3-24	963293-1	3-15	1-963745-3	3-12
284853-3	3-32, 3-45	953717-1	3-65	963294-1	3-15	2-963745-1	3-12
284853-4	3-32, 3-45	1-962841-1	3-12	963530-1	3-8	2-963745-2	3-12
284858-1	3-32, 3-45	1-962841-2	3-12	963531-1	3-8	2-963745-3	3-12
284858-2	3-32, 3-45	1-962841-3	3-12	1-963734-1	3-18	1-963746-1	3-12
284858-3	3-32, 3-45	2-962841-1	3-12	1-963734-2	3-18	1-963746-2	3-12
284858-4	3-32, 3-45	2-962841-2	3-12	2-963734-1	3-18	1-963746-3	3-12
284875-1	3-33, 3-46	2-962841-3	3-12	2-963734-2	3-18	2-963746-1	3-12
284875-2	3-33, 3-46	1-962842-1	3-12	1-963735-1	3-18	2-963746-2	3-12
284875-3	3-33, 3-46	1-962842-2	3-12	1-963735-2	3-18	2-963746-3	3-12
284875-4	3-33, 3-46	1-962842-3	3-12	2-963735-1	3-18	1-963748-1	3-12
284879-1	3-33, 3-46	2-962842-1	3-12	2-963735-2	3-18	1-963748-2	3-12
284879-2	3-33, 3-46	2-962842-2	3-12	1-963736-1	3-18	1-963748-3	3-12
284879-3	3-33, 3-46	2-962842-3	3-12	1-963736-2	3-18	2-963748-1	3-12
284879-4	3-33, 3-46	1-962845-1	3-18	2-963736-1	3-18	2-963748-2	3-12
539623-1	3-18	1-962845-2	3-18	2-963736-2	3-18	2-963748-3	3-12
539635-1	3-18	2-962845-1	3-18	1-963737-1	3-18	1-963749-1	3-12
539663-2	3-7	2-962845-2	3-18	1-963737-2	3-18	1-963749-2	3-12
539757-2	3-18	1-962846-1	3-18	2-963737-1	3-18	1-963749-3	3-12
539759-2	3-18	1-962846-2	3-18	2-963737-2	3-18	2-963749-1	3-12
539783-1	3-23, 3-24	2-962846-1	3-18	1-963738-1	3-18	2-963749-2	3-12
539783-5	3-23, 3-24	2-962846-2	3-18	1-963738-2	3-18	2-963749-3	3-12
539783-6	3-23, 3-24	1-962915-1	3-12	2-963738-1	3-18	963764-1	3-25
539783-7	3-24	1-962915-2	3-12	2-963738-2	3-18	963764-2	3-25
539783-8	3-24	1-962915-3	3-12	1-963739-1	3-18	963765-1	3-25
539783-9	3-24	2-962915-1	3-12	1-963739-2	3-18	963765-2	3-25
1-539783-0	3-24	2-962915-2	3-12	2-963739-1	3-18	963766-1	3-25
539960-1	3-7, 3-45, 3-46, 3-88, 3-89, 3-90	2-962915-3	3-12	2-963739-2	3-18	963766-2	3-25
539971-1	3-24, 3-44, 3-62	1-962916-1	3-12	1-963740-1	3-18	963767-1	3-25
734532-1	3-25	1-962916-2	3-12	1-963740-2	3-18	963767-2	3-25
734533-1	3-25	1-962916-3	3-12	2-963740-1	3-18	963768-1	3-25
734538-1	3-12	2-962916-1	3-12	2-963740-2	3-18	963768-2	3-25
734688-1	3-18	2-962916-2	3-12	1-963741-1	3-18	963768-3	3-25
828904-1	3-14	2-962916-3	3-12	1-963741-2	3-18	963769-1	3-25
828904-2	3-14	1-962917-1	3-18	2-963741-1	3-18	963769-2	3-25
828905-1	3-14	1-962917-2	3-18	2-963741-2	3-18	963769-3	3-25
		2-962917-1	3-18	1-963742-1	3-18	963770-1	3-25
		2-962917-2	3-18	1-963742-2	3-18	963770-2	3-25
		1-962918-1	3-18	2-963742-1	3-18	963771-1	3-25
		1-962918-2	3-18	2-963742-2	3-18	963771-2	3-25

Numerical Index

Part Number	Page	Part Number	Page	Part Number	Page	Part Number	Page
963772-1	3-25	964267-3	3-7	964313-1	3-19	1-967630-1	3-39, 3-49
963772-2	3-25	964268-1	3-7	964314-1	3-19	2-967630-1	3-39, 3-49
963773-1	3-25	964268-2	3-7	964971-1	3-8	3-967630-1	3-39, 3-49
963773-2	3-25	964268-3	3-7	964972-1	3-8	967631-1	3-49
963774-1	3-25	964269-2	3-7	1-965641-1	3-39, 3-49	967632-1	3-49
963774-2	3-25	964269-3	3-7	2-965641-1	3-39, 3-49	967633-1	3-49
963775-1	3-25	964270-2	3-7	3-965641-1	3-39, 3-49	967634-1	3-49
963775-2	3-25	964270-3	3-7	4-965641-1	3-39, 3-49	967635-1	3-49
1-963860-1	3-12	1-964291-3	3-13	1-965982-1	3-12	967652-1	3-21
1-963860-2	3-12	2-964291-1	3-13	1-965982-3	3-12	1-968050-1	3-18
1-963860-3	3-12	1-964292-3	3-13	1-965983-1	3-12	2-968050-1	3-18
2-963860-1	3-12	2-964292-1	3-13	1-965983-3	3-12	1-968051-1	3-18
2-963860-2	3-12	1-964293-3	3-13	1-965984-1	3-18	2-968051-1	3-18
2-963860-3	3-12	2-964293-1	3-13	2-965984-1	3-18	968271-1	3-49
1-963861-1	3-12	2-964293-2	3-13	1-965985-1	3-18	1-968849-1	3-9
1-963861-2	3-12	1-964294-3	3-13	2-965985-1	3-18	1-968849-2	3-9
1-963861-3	3-12	2-964294-1	3-13	966140-1	3-39, 3-57	1-968849-3	3-9
2-963861-1	3-12	2-964294-2	3-13	966140-2	3-39, 3-57	1-968851-1	3-9
2-963861-2	3-12	1-964295-3	3-13	966140-3	3-39, 3-57	1-968851-2	3-9
2-963861-3	3-12	2-964295-1	3-13	966140-4	3-39, 3-57	1-968851-3	3-9
963898-1	3-6	2-964295-2	3-13	966140-5	3-39, 3-57	1-968853-1	3-9
963898-2	3-6	1-964296-3	3-13	966140-6	3-39, 3-57	1-968853-3	3-9
963898-3	3-6	2-964296-1	3-13	9-966140-1	3-57	1-968855-1	3-9
963899-1	3-6	2-964296-2	3-13	9-966140-2	3-57	1-968855-2	3-9
963899-2	3-6	1-964297-3	3-13	9-966140-3	3-57	1-968855-3	3-9
963899-3	3-6	2-964297-1	3-13	9-966140-4	3-57	1-968857-1	3-9
963900-1	3-6	1-964298-3	3-13	9-966140-5	3-57	1-968857-3	3-9
963900-2	3-6	2-964298-1	3-13	9-966140-6	3-57	1-968859-1	3-9
963900-3	3-6	1-964299-3	3-13	1-966867-1	3-59, 3-87	1-968859-3	3-9
963901-1	3-6	2-964299-1	3-13	1-966867-2	3-59, 3-87	1-968872-1	3-9
963901-2	3-6	4-964299-1	3-13	967116-1	3-58	1-968872-2	3-9
963901-3	3-6	1-964300-3	3-13	967116-2	3-58	1-968872-3	3-9
963902-1	3-6	2-964300-1	3-13	1-967588-1	3-24	1-968873-1	3-9
963902-2	3-6	4-964300-1	3-13	1-967589-1	3-24	1-968873-2	3-9
963902-3	3-6	1-964301-3	3-13	1-967589-2	3-24	1-968873-3	3-9
963903-1	3-6	2-964301-1	3-13	1-967590-1	3-24	1-968874-1	3-9
963903-2	3-6	1-964302-3	3-13	1-967591-1	3-24	1-968874-3	3-9
963903-3	3-6	2-964302-1	3-13	1-967626-1	3-39, 3-49	1-968875-1	3-9
963904-1	3-6	964303-1	3-19	2-967626-1	3-39, 3-49	1-968875-2	3-9
963904-2	3-6	964304-1	3-19	3-967626-1	3-39, 3-49	1-968875-3	3-9
963904-3	3-6	964305-1	3-19	4-967626-1	3-39, 3-49	1-968876-1	3-9
963905-1	3-6	964305-3	3-19	1-967627-1	3-39, 3-49	1-968876-3	3-9
963905-2	3-6	964306-1	3-19	2-967627-1	3-39, 3-49	1-968877-1	3-9
963905-3	3-6	964306-3	3-19	3-967627-1	3-39, 3-49	1-968877-3	3-9
964265-2	3-7	964307-1	3-19	4-967627-1	3-39, 3-49	1-968880-1	3-9
964265-3	3-7	964308-1	3-19	1-967628-1	3-39, 3-49	1-968880-3	3-9
964266-2	3-7	964309-1	3-19	2-967628-1	3-39, 3-49	1-968882-1	3-9
964266-3	3-7	964310-1	3-19	3-967628-1	3-39, 3-49	1-968882-3	3-9
964267-1	3-7	964311-1	3-19	4-967628-1	3-39, 3-49	1-968895-1	3-9
964267-2	3-7	964312-1	3-19	1-967629-1	3-39, 3-49	1-968895-3	3-9

Numerical Index

Part Number	Page	Part Number	Page	Part Number	Page	Part Number	Page
1-968896-1	3-9	7-968972-1	3-39, 3-49, 3-57	1241376-1	3-4	1241402-1	3-17
1-968896-3	3-9	8-968972-1	3-39, 3-49, 3-57	1241376-2	3-4	1241402-3	3-17
968899-1	3-60	5-968973-1	3-39, 3-49, 3-57	1241377-1	3-4	1241403-1	3-17
968899-2	3-60	6-968973-1	3-39, 3-49, 3-57	1241377-2	3-4	1241403-3	3-17
968899-3	3-60	7-968973-1	3-39, 3-49, 3-57	1241378-1	3-4	1241404-1	3-17
968899-4	3-60	8-968973-1	3-39, 3-49, 3-57	1241378-2	3-4	1241404-3	3-17
968925-1	3-63	5-968974-1	3-39, 3-49	1241378-3	3-4	1241405-1	3-17
968925-2	3-63	6-968974-1	3-39, 3-49, 3-57	1241379-1	3-4	1241405-3	3-17
968925-3	3-63	7-968974-1	3-39, 3-49, 3-57	1241379-2	3-4	1241406-1	3-17
968925-4	3-63	8-968974-1	3-39, 3-49, 3-57	1241379-3	3-4	1241406-3	3-17
1-968946-1	3-12	5-968975-1	3-39, 3-49, 3-50, 3-57	1241380-1	3-4	1241407-1	3-17
1-968946-2	3-12	7-968975-1	3-39, 3-49, 3-50, 3-57	1241380-2	3-4	1241407-3	3-17
2-968946-1	3-12	8-968975-1	3-39, 3-49, 3-50, 3-57	1241380-3	3-4	1241408-1	3-17
2-968946-2	3-12	1-968976-9	3-39, 3-49	1-1241380-2	3-4	1241409-1	3-17
3-968946-1	3-12	2-968976-9	3-39, 3-49	1241381-1	3-4	1241410-1	3-17
1-968947-1	3-12	3-968976-9	3-39, 3-49	1241381-2	3-4	1241411-1	3-17
1-968947-2	3-12	1-968977-9	3-39, 3-49	1241381-3	3-4	1241412-1	3-17
2-968947-1	3-12	2-968977-9	3-39, 3-49	1-1241381-2	3-4	1241412-3	3-17
2-968947-2	3-12	3-968977-9	3-39, 3-49	1241386-1	3-11	1241413-1	3-17
3-968947-1	3-12	969007-1	3-19	1241386-2	3-11	1241413-3	3-17
1-968965-1	3-12	969008-1	3-19	1241387-1	3-11	1241414-1	3-17
1-968965-2	3-12	969028-2	3-7	1241387-2	3-11	1241414-3	3-17
2-968965-1	3-12	969028-3	3-7	1241388-1	3-11	1241415-1	3-17
2-968965-2	3-12	969029-2	3-7	1241388-2	3-11	1241415-3	3-17
3-968965-1	3-12	969029-3	3-7	1241389-1	3-11	1241416-1	3-17
1-968966-1	3-12	969079-2	3-7	1241389-2	3-11	1241416-3	3-17
1-968966-2	3-12	969079-3	3-7	1241390-1	3-11	1241417-1	3-17
2-968966-1	3-12	969080-2	3-7	1241390-2	3-11	1241417-3	3-17
2-968966-2	3-12	969080-3	3-7	1241391-1	3-11	1241418-4	3-17
3-968966-1	3-12	1241372-1	3-4	1241391-2	3-11	1241419-4	3-17
5-968970-1	3-39, 3-49, 3-57	1241372-2	3-4	1241392-1	3-11	1241846-1	3-7
6-968970-1	3-39, 3-49, 3-57	1241373-1	3-4	1241392-2	3-11	1241846-2	3-7
7-968970-1	3-39, 3-49, 3-57	1241373-2	3-4	1241392-3	3-11	1241846-3	3-7
8-968970-1	3-39, 3-49, 3-57	1241374-1	3-4	1241393-1	3-11	1241847-1	3-7
5-968971-1	3-39, 3-49, 3-57	1241374-2	3-4	1241393-2	3-11	1241847-2	3-7
6-968971-1	3-39, 3-49, 3-57	1241375-1	3-4	1241393-3	3-11	1241847-3	3-7
7-968971-1	3-39, 3-49, 3-57	1241375-2	3-4	1241394-1	3-11	1-1241930-1	3-24
8-968971-1	3-39, 3-49, 3-57			1241394-2	3-11	1-1241938-1	3-24
5-968972-1	3-39, 3-49, 3-57			1241394-3	3-11	1-1355200-1	3-59, 3-87
6-968972-1	3-39, 3-49, 3-57			1241395-1	3-11	2-1355200-1	3-59, 3-87
				1241395-2	3-11	2-1355200-2	3-59
				1241395-3	3-11	1355289-1	3-44, 3-52
				1241396-1	3-11	1355289-2	3-44, 3-52
				1241396-2	3-11	1355289-3	3-44, 3-52
				1241396-3	3-11	1355289-4	3-44, 3-52
				1241397-1	3-11	1355290-1	3-44, 3-52
				1241397-2	3-11	1355328-1	3-62, 3-91
				1241397-3	3-11	1355437-1	3-26
				1241400-1	3-17	1355437-2	3-26
				1241401-1	3-17	1355437-3	3-26

Numerical Index

Part Number	Page	Part Number	Page	Part Number	Page	Part Number	Page
1-1355833-1	3-10	2-1534127-1	3-73, 3-83	1-1579007-6	3-83, 3-84, 3-85, 3-86, 3-88, 3-89, 3-90	1718488-1	3-36, 3-38, 3-47, 3-56
1-1355849-1	3-23	3-1534127-1	3-73, 3-83			1718489-1	3-35, 3-38, 3-47, 3-48, 3-54, 3-56
1-1355876-1	3-10	4-1534127-1	3-73, 3-83	1-1579007-7	3-25, 3-51, 3-91	1718490-1	3-34, 3-37, 3-48, 3-54
1-1355877-1	3-10	1534160-1	3-5	1-1670615-1	3-37, 3-54	1718490-2	3-34, 3-37, 3-48, 3-54
1-1355880-1	3-10	1534161-1	3-5	1-1670615-2	3-38, 3-56	1-1718491-1	3-38, 3-47
1394026-1	3-62, 3-91	1534162-1	3-5	1-1670876-1	3-40	1-1718491-2	3-38, 3-47
1394026-2	3-62, 3-91	1534163-1	3-5	1-1670877-1	3-40	1-1718491-3	3-38, 3-47
9-1394049-1	3-71, 3-81	1534180-1	3-28, 3-30	2-1670879-1	3-40	1-1718491-4	3-38, 3-47
9-1394050-1	3-73	1534180-2	3-28, 3-30	1703799-1	3-71, 3-81	1-1718492-1	3-37, 3-48
1394132-1	3-8	1534181-1	3-28, 3-29	1703804-1	3-81, 3-82	1-1718492-2	3-37, 3-48
1394133-1	3-8	1534184-1	3-28, 3-30	1703806-1	3-81, 3-82	1-1718492-3	3-37, 3-48
1394511-1	3-21	1534184-2	3-28, 3-30	1703997-1	3-80	1-1718492-4	3-37, 3-48
1394512-1	3-21	1534188-1	3-51	1703998-1	3-80, 3-95	1718495-1	3-68
1-1394765-1	3-50	1534238-1	3-65, 3-73, 3-92	1718149-1	3-69	1718558-1	3-5
2-1394765-1	3-50	1534334-1	3-4	1718149-2	3-69	1718559-1	3-5
2-1394766-1	3-50	1534335-1	3-4	1718155-1	3-69	1-1718626-1	3-61
3-1394766-1	3-50	1534399-1	3-29, 3-31	1718156-1	3-68	1-1718627-1	3-61
3-1394766-2	3-50	1534404-1	3-43	1718156-2	3-68	1-1718628-1	3-61
1-1418362-1	3-77, 3-94	1534404-2	3-43	5-1718321-3	3-78, 3-86, 3-93	1-1718629-1	3-61
1-1418362-3	3-77, 3-94	1534531-1	3-30, 3-31, 3-55	5-1718323-1	3-78, 3-86	1718705-1	3-8
2-1418362-1	3-77, 3-94	1534579-1	3-30, 3-31	1-1718324-1	3-77, 3-85	1719043-1	3-21
2-1418362-3	3-77, 3-94	1-1564297-6	3-79	2-1718324-1	3-77, 3-85	1-1719385-1	3-24
5-1418363-1	3-78, 3-93	1579007-1	3-9, 3-11, 3-32, 3-33, 3-42, 3-59, 3-67, 3-70, 3-71, 3-72, 3-73, 3-74, 3-75, 3-77, 3-78, 3-79	1718328-1	3-85, 3-86	3-1719844-1	3-40
5-1418363-3	3-78, 3-93			1718329-1	3-85, 3-86	7-1719844-1	3-40
1418408-1	3-5			1-1718386-1	3-24	8-1719844-1	3-40
1418409-1	3-5			1-1718484-1	3-35, 3-36, 3-38, 3-47, 3-48	1745043-1	3-70, 3-90
1418410-1	3-5					1745043-2	3-70, 3-90
1418411-1	3-5			1-1718484-2	3-35, 3-36, 3-38, 3-47, 3-48	1745043-3	3-70, 3-90
1418882-1	3-77, 3-78, 3-79, 3-85, 3-86			1-1718484-3	3-35, 3-36, 3-38, 3-47, 3-48	1745043-4	3-70, 3-90
1-1418883-1	3-77, 3-85, 3-94	1-1579007-1	3-4, 3-5, 3-32, 3-33, 3-47, 3-48, 3-67, 3-70, 3-72, 3-74, 3-75, 3-76, 3-77, 3-80, 3-82, 3-84, 3-85	1-1718485-1	3-34, 3-35, 3-37, 3-54, 3-56	1745044-1	3-70, 3-90
2-1418883-1	3-77, 3-85, 3-94					1745044-2	3-70, 3-90
3-1418883-1	3-77, 3-85, 3-94			1-1718485-2	3-34, 3-35, 3-37	1745045-1	3-67, 3-89
1418884-1	3-4			1-1718485-3	3-34, 3-35, 3-37	1745078-1	3-64
1418884-3	3-4					1745078-2	3-64
1418885-1	3-4			1-1718485-4	3-34, 3-35, 3-37	1801286-1	3-65
1418885-3	3-4					1801286-3	3-65
1418994-1	3-41					1801286-6	3-65
1-1452228-9	3-80, 3-95					1801326-1	3-66
1534046-1	3-28, 3-29, 3-53					1801326-3	3-66
1-1534126-1	3-71, 3-81					1801326-4	3-66
2-1534126-1	3-71, 3-81					1801326-5	3-66
3-1534126-1	3-71, 3-81					1801326-6	3-66
1-1534127-1	3-73, 3-83, 3-92					1813123-1	3-85, 3-86
						1813123-2	3-85, 3-86
						1-1823402-1	3-74

Numerical Index

Part Number	Page	Part Number	Page	Part Number	Page
2-1823402-1	3-74	2063435-1	3-13	2063626-1	3-17
3-1823402-1	3-74	2063490-1	3-12	2063627-1	3-17
1-1823440-2	3-72, 3-82	2063523-1	3-9	1-2112035-1	3-75, 3-84
1-1823440-3	3-72	2063524-1	3-4 , 3-5	1-2112041-1	3-75, 3-84
2-1823440-3	3-72	2063526-1	3-11	1-2112041-2	3-75, 3-84
3-1823440-3	3-72	2063531-1	3-11	1-2112045-1	3-84
4-1823440-3	3-72	2063532-1	3-9	2112046-1	3-75, 3-84
1-1823449-2	3-72, 3-82	2063533-1	3-13	1-2112162-1	3-73, 3-83
1-1823498-1	3-77, 3-94	2063534-1	3-9	2112166-1	3-83
2-1823498-1	3-77, 3-94	2063536-1	3-19	2112167-1	3-83
3-1823498-1	3-77	2063560-1	3-19	1-2112231-1	3-76
4-1823498-1	3-77	2063567-1	3-17	2112233-1	3-76
1823500-1	3-77	2063623-1	3-9	2112452-1	3-72
2063265-1	3-6	2063624-1	3-9	2119158-1	3-9
2063409-1	3-7	2063625-1	3-17	2119159-1	3-17

Disclaimer

While Tyco Electronics and its affiliates referenced herein have made every reasonable effort to ensure the accuracy of the information contained in this catalog, Tyco Electronics cannot assure that this information is error free. For this reason, Tyco Electronics does not make any representation or offer any guarantee that such information is accurate, correct, reliable or current. Tyco Electronics reserves the right to make any adjustments to the information at any time. Tyco Electronics expressly disclaims any implied warranty regarding the information contained herein, including, but not limited to, the implied warranties of merchantability or fitness for a particular purpose. Tyco Electronics' only obligations are those stated in Tyco Electronics' Standard Terms and Conditions of Sale. Tyco Electronics will in no case be liable for any incidental, indirect or consequential damages arising from or in connection with, including, but not limited to, the sale, resale, use or misuse of its products. Users should rely on their own judgment to evaluate the suitability of a product for a certain purpose and test each product for its intended application.

In case of any potential ambiguities or questions, please don't hesitate to contact us for clarification.

www.tycoelectronics.com

www.tycoelectronics.com/automotive

AMP, AMP MCP, TE (Logo) and Tyco Electronics are trademarks of the Tyco Electronics Group of Companies and its Licensors.