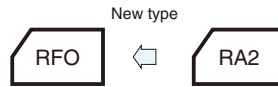



Miniature Capacitors for Audio

GREEN CAP For audio

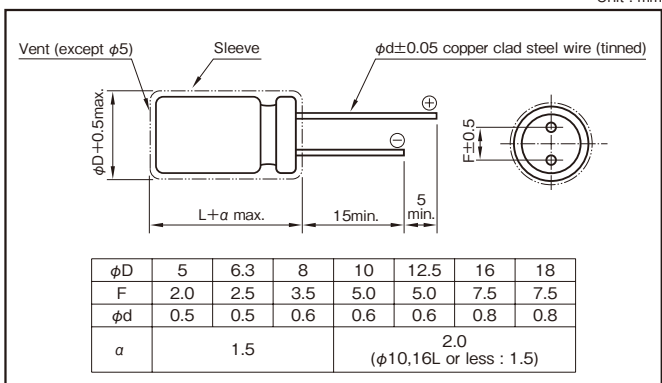
- A standard capacitor utilizing a newly developed material for a high grade of audio reproduction.
- Copper clad steel wire is used for leads.
- New type miniaturized capacitor for audio, using synthetic mica paper for the separator.



Specifications

Item	Performance								
Category temperature range (°C)	-40 to +85								
Tolerance at rated capacitance (%)	±20 (20°C, 120Hz)								
Leakage current (µA)	Less than 0.01CV or 3 whichever is larger (after 2 minutes) C : Rated capacitance (µF) ; V : Rated voltage (V) (20°C)								
Tangent of loss angle (tanδ)	Rated voltage (V)	6.3	10	16	25	35	50	63	100
	tanδ (max.)	0.22	0.19	0.16	0.14	0.12	0.10	0.09	0.08
0.02 is added to every 1000µF increase over 1000µF (20°C, 120Hz)									
Endurance (85°C) (Applied ripple current)	Test time	1000 hours							
	Leakage current	The initial specified value or less							
	Percentage of capacitance change	Within ±20% of initial value							
	Tangent of the loss angle	150% or less of the initial specified value							
Shelf life (85°C)	Test time : 1000 hours. Other have same as endurance. Voltage application treatment								
Applicable standards	JIS C5101-1, -4 1998 (IEC 60384-1 1992, -4 1985)								

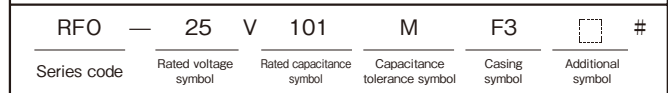
Outline Drawing



Coefficient of Frequency for Rated Ripple Current

Rated voltage(V)	Frequency(Hz) CV(µF×VV)	50 - 60	120	1k	10k	100k
		6.3 to 16	All CV value	0.80	1	1.1
25 to 35	≤1000	0.80	1	1.5	1.7	1.7
	1000<	0.80	1	1.2	1.3	1.3
50 to 100	≤1000	0.80	1	1.6	1.9	1.9
	1000<	0.80	1	1.2	1.3	1.3

Part numbering system (example : 25V100µF)



Case symbol

Case φD×L (mm)	Casing Symbol	Case φD×L (mm)	Casing Symbol	Case φD×L (mm)	Casing Symbol	Case φD×L (mm)	Casing Symbol
5×11	E3	10×12.5	H3	12.5×20	15	16×31.5	J7
6.3×11	F3	10×16	H4	12.5×25	16	16×35.5	J8
8×11.5	G3	10×20	H5	16×25	J6	18×35.5	K8
				18×40			K9

Standard Ratings

Rated capacitance (µF)	6.3		10		16		25		35		50		63		100	
	Case φD×L (mm)	Rated ripple current mArms	Case φD×L (mm)	Rated ripple current mArms	Case φD×L (mm)	Rated ripple current mArms	Case φD×L (mm)	Rated ripple current mArms	Case φD×L (mm)	Rated ripple current mArms	Case φD×L (mm)	Rated ripple current mArms	Case φD×L (mm)	Rated ripple current mArms	Case φD×L (mm)	Rated ripple current mArms
0.47	—	—	—	—	—	—	—	—	—	—	5×11	10	—	—	5×11	10
1	—	—	—	—	—	—	—	—	—	—	5×11	15	—	—	5×11	15
2.2	—	—	—	—	—	—	—	—	—	—	5×11	20	—	—	5×11	25
3.3	—	—	—	—	—	—	—	—	—	—	5×11	25	—	—	5×11	30
4.7	—	—	—	—	—	—	—	—	—	—	5×11	30	5×11	35	5×11	35
10	—	—	—	—	—	—	—	—	—	—	5×11	45	5×11	50	6.3×11	60
22	—	—	—	—	—	—	—	—	—	—	5×11	60	5×11	70	6.3×11	85
33	—	—	5×11	55	5×11	60	5×11	70	5×11	80	6.3×11	100	6.3×11	100	10×12.5	160
47	—	—	5×11	65	5×11	75	5×11	85	6.3×11	110	6.3×11	120	8×11.5	150	10×16	210
100	5×11	85	5×11	95	6.3×11	120	6.3×11	140	8×11.5	190	8×11.5	210	10×12.5	260	12.5×20	380
220	6.3×11	150	6.3×11	165	8×11.5	220	8×11.5	250	10×12.5	330	10×16	400	10×20	460	16×25	720
330	6.3×11	180	8×11.5	240	8×11.5	270	10×12.5	370	10×16	450	10×20	540	12.5×20	650	16×25	880
470	8×11.5	260	8×11.5	280	10×12.5	390	10×16	480	10×20	590	12.5×20	740	12.5×25	850	16×31.5	1150
1000	10×12.5	450	10×16	540	10×20	680	12.5×20	880	12.5×25	1050	16×25	1350	16×31.5	1550	—	—
2200	12.5×20	890	12.5×20	970	12.5×25	1200	16×25	1550	16×31.5	1750	16×35.5	2100	—	—	—	—
3300	12.5×20	1050	12.5×25	1250	16×25	1600	16×31.5	1950	18×35.5	2250	—	—	—	—	—	—
4700	16×25	1550	16×25	1650	16×31.5	2050	18×35.5	2500	—	—	—	—	—	—	—	—
6800	16×25	1750	16×31.5	2050	18×35.5	2550	—	—	—	—	—	—	—	—	—	—
10000	16×31.5	2150	18×35.5	2550	—	—	—	—	—	—	—	—	—	—	—	—
15000	18×35.5	2700	—	—	—	—	—	—	—	—	—	—	—	—	—	—

(Note) Rated ripple current : 85°C, 120Hz

NOTE

Design, Specifications are subject to change without notice. Ask factory for technical specifications before purchase and/or use.

Mouser Electronics

Authorized Distributor

Click to View Pricing, Inventory, Delivery & Lifecycle Information:

Elna:

[RFO-50V471M15P#](#) [RFO-100V471MJ7#](#) [RFO-100V471MJ7P#](#)