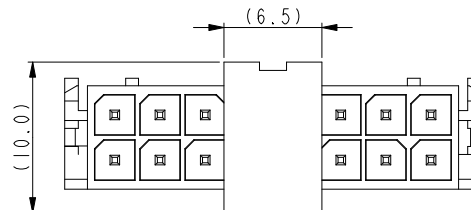
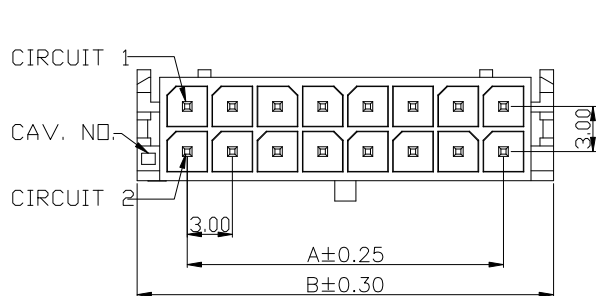


PRODUCT NUMBER
SEE PART NO. TABLE



PICK AND PLACE AREA Δ

NOTE:

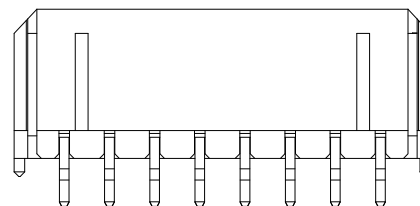
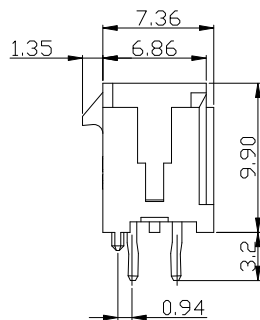
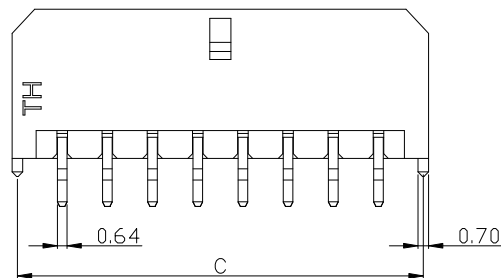
1. MATERIAL:
HOUSING: PA9T, UL94V-0, COLOR: BLACK
CONTACT: HIGH CONDUCTIVITY COPPER ALLOY.
2. CONTACT FINISH: NICKEL UNDERPLATED. OPTIONAL PLATING ON CONTACT AREA & SOLDER TAIL.
3. THIS PLUG MATES WITH FCI RECEPTACLE WIRE CONNECTOR 10132445.
4. PRODUCT SPECIFICATION: GS-12-1291.
5. PACKAGE SPECIFICATION: GS-14-2419.
6. THE HOUSING WILL WITHSTAND EXPOSURE TO 260 °C PEAK TEMPERATURE FOR 5 SECONDS IN A REFLOW OVEN.
7. PART NUMBER SCHEME:
10132450- XX X X X X LF

POS. CODE: _____ PACKAGE:
02: 2 POS BLANK; TRAY
04: 4 POS R: TAPE & REEL
24: 24 POS

HSG MATERIAL:
G: PA9T (GLOW WIRE COMPATIBLE)

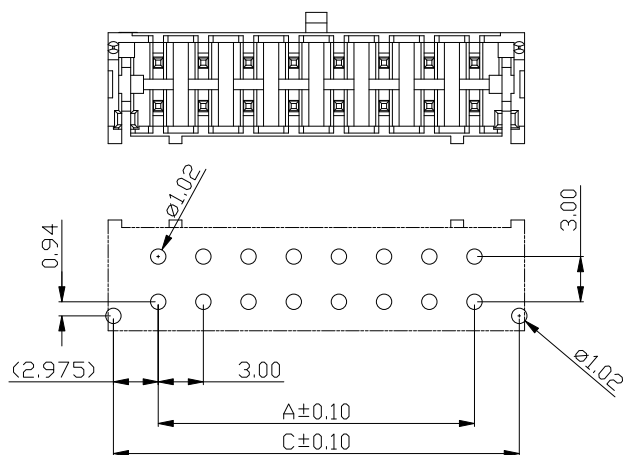
HSG COLOR:
1: BLACK

PLATING CODE:
1: GOLD FLASH
2: TIN



P/N & DIMENSION TABLE:

PART NO.	POS	A	B	C
10132450-02XXXXLF	2	--	6.65	5.95
10132450-04XXXXLF	4	3.00	9.65	8.95
10132450-06XXXXLF	6	6.00	12.65	11.95
10132450-08XXXXLF	8	9.00	15.65	14.95
10132450-10XXXXLF	10	12.00	18.65	17.95
10132450-12XXXXLF	12	15.00	21.65	20.95
10132450-14XXXXLF	14	18.00	24.65	23.95
10132450-16XXXXLF	16	21.00	27.65	26.95
10132450-18XXXXLF	18	24.00	30.65	29.95
10132450-20XXXXLF	20	27.00	33.65	32.95
10132450-22XXXXLF	22	30.00	36.65	35.95
10132450-24XXXXLF	24	33.00	39.65	38.95



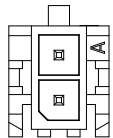
TOLERANCE: ±0.05
RECOMMENDED P.C.B. Layout
TOP VIEW

mat'l. code				surface		tolerance		projection		product family	
				✓				ϕ ∇		MINITEK PWR3.0 HCC	
ltr	ecn no	dr	date	tolerances unless otherwise specified				MM		title	
A		TAI	2015-02-25	angles				X.X ±0.35		MINITEK PWR3.0 V/T HEADER	
B	ELX-T-20639	TAI	2015-04-07	X'±3'				X.XX ±0.25		HIGH CURRENT	
C	ELX-T-24818	TAI	2016-08-26					scale		dwg no	
D	ELX-T-25770	TAI	2016-12-27	dr		KENNY TAI	2015-02-06	FCI		sheet 1 of 2	
				enr		KENNY TAI	2015-02-06	type		size	
				chr		KENNY TAI	2015-02-06	CUSTOMER Drawing		A4	
				appd		PM ZHENG	2015-02-25			10132450	
sheet index	revision sheet	D	D								
		1	2								

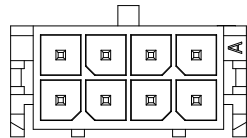


PRODUCT NUMBER
SEE PART NO. TABLE

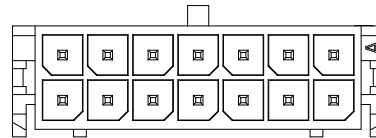
2 POS.



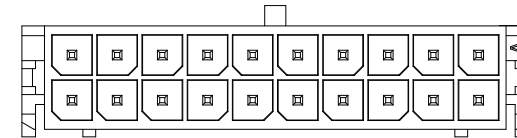
8 POS.



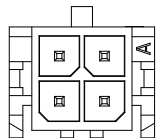
14 POS.



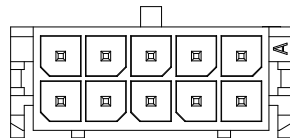
20 POS.



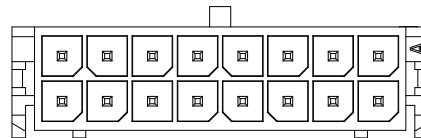
4 POS.



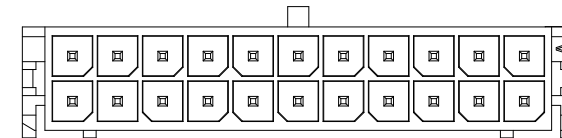
10 POS.



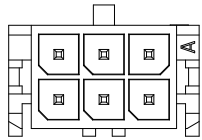
16 POS.



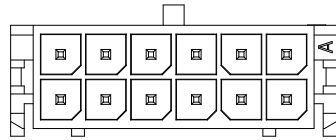
22 POS.



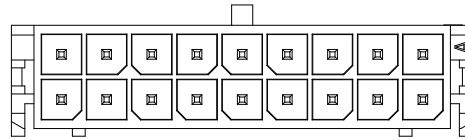
6 POS.



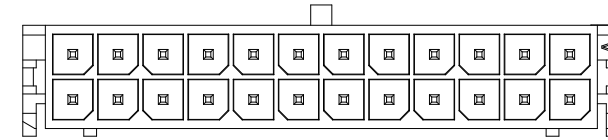
12 POS.



18 POS.



24 POS.



mat'l. code		surface		tolerance		projection		product family	
ltr		ecn no		date		<input checked="" type="checkbox"/> <input type="checkbox"/>		MINITEK PWR3.0 HCC	
						MM		title	
								MINITEK PWR3.0 V/T HEADER HIGH CURRENT	
						scale		dwg no	
								sheet 2 of 2	
								size	
								A4	
								type	
								CUSTOMER Drawing	
sheet index		revision sheet		D D					
				1 2					