

400W, 5.8V - 376V Transient Voltage Suppressor

FEATURES

- Excellent clamping capability
- Low impedance surge resistance
- 400W surge capability at 10 / 1000 μ s waveform
- Very fast response time
- Typical I_R less than 1 μ A above 10V
- Compliant to RoHS Directive 2011/65/EU and in accordance to WEEE 2002/96/EC
- Halogen-free according to IEC 61249-2-21



MECHANICAL DATA

Case: DO-204AL (DO-41)

Molding compound, UL flammability classification rating 94V-0

Part no. with suffix "H" means AEC-Q101 qualified

Packing code with suffix "G" means green compound (halogen-free)

Terminal: Pure tin plated leads, solderable per JESD22-B102

Meet JESD 201 class 2 whisker test

Weight: 0.3g (approximately)

DO-204AL (DO-41)

MAXIMUM RATINGS AND ELECTRICAL CHARACTERISTICS ($T_A=25^\circ\text{C}$ unless otherwise noted)			
PARAMETER	SYMBOL	VALUE	UNIT
Peak power dissipation at $T_A=25^\circ\text{C}$, $T_p=1\text{ms}$ (Note 1)	P_{PK}	400	Watts
Steady state power dissipation at $T_L=75^\circ\text{C}$ lead lengths .375", 9.5mm (Note 2)	P_D	1	Watts
Peak forward surge current, 8.3 ms single half sine-wave superimposed on rated load (Note 3)	I_{FSM}	40	A
Junction to leads	$R_{\theta JL}$	60	$^\circ\text{C/W}$
Junction to ambient on printed circuit L lead=10mm	$R_{\theta JA}$	100	$^\circ\text{C/W}$
Operating junction temperature range	T_J	- 55 to +175	$^\circ\text{C}$
Storage temperature range	T_{STG}	- 55 to +175	$^\circ\text{C}$

Note 1: Non-repetitive Current Pulse Per Fig. 3 and Derated above $T_A=25^\circ\text{C}$ Per Fig. 2

Note 2: Mounted on 5 x 5 mm Copper Pads to Each Terminal

Note 3: 8.3ms Single Half Sine-wave or Equivalent Square Wave, Duty Cycle=4 Pulses Per Minute Maximum

ORDERING INFORMATION					
PART NO.	PART NO. SUFFIX	PACKING CODE	PACKING CODE SUFFIX (*)	PACKAGE	PACKING
BZW04-xxx (Note 1)	H	A0	G	DO-41	3,000 / Ammo box (52mm taping)
		R0		DO-41	5,000 / 13" Paper reel
		R1		DO-41	5,000 / 13" Paper reel (Reverse)
		B0		DO-41	1,000 / Bulk packing

Note 1: "xxx" defines voltage from 5.8V (BZW04-5V8) to 376V (BZW04-376)

*: Optional available

EXAMPLE					
PREFERRED P/N	PART NO.	PART NO. SUFFIX	PACKING CODE	PACKING CODE SUFFIX	DESCRIPTION
BZW04-94HA0G	BZW04-94	H	A0	G	AEC-Q101 qualified Green compound

RATINGS AND CHARACTERISTICS CURVES

($T_A=25^{\circ}\text{C}$ unless otherwise noted)

FIG. 1 PEAK PULSE POWER RATING CURVE

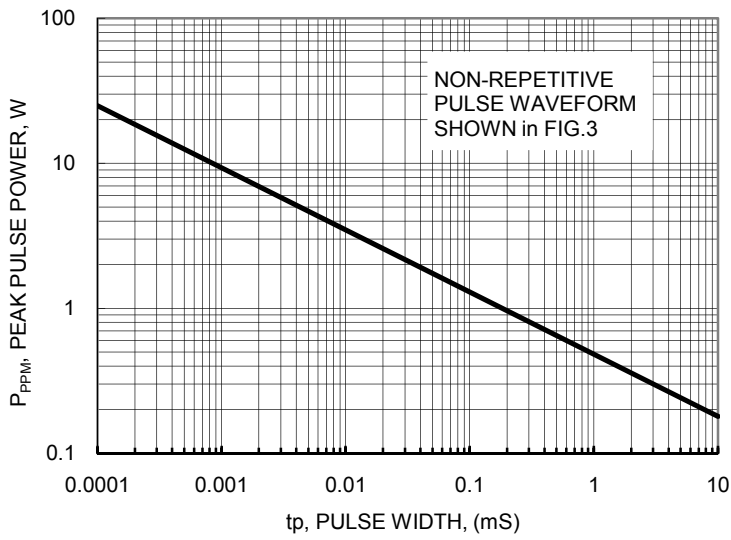


FIG. 2 PULSE DERATING CURVE

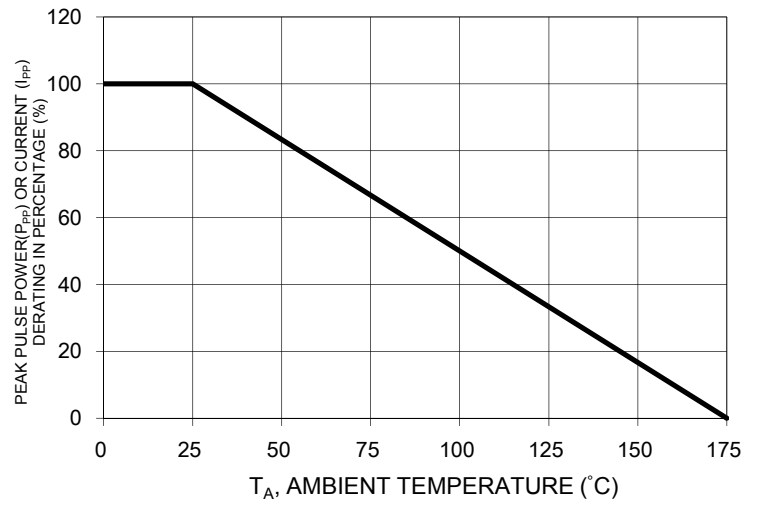


FIG. 3 CLAMPING POWER PULSE WAVEFORM

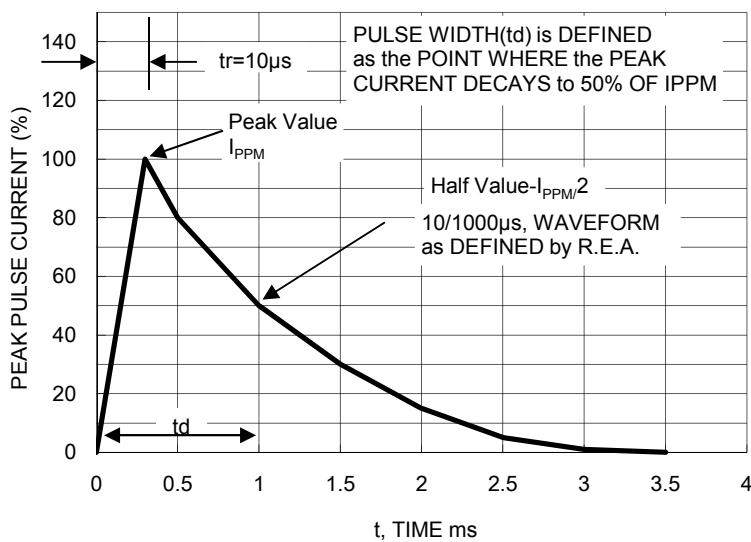


FIG. 4 STEADY STATE POWER DERATING CURVE

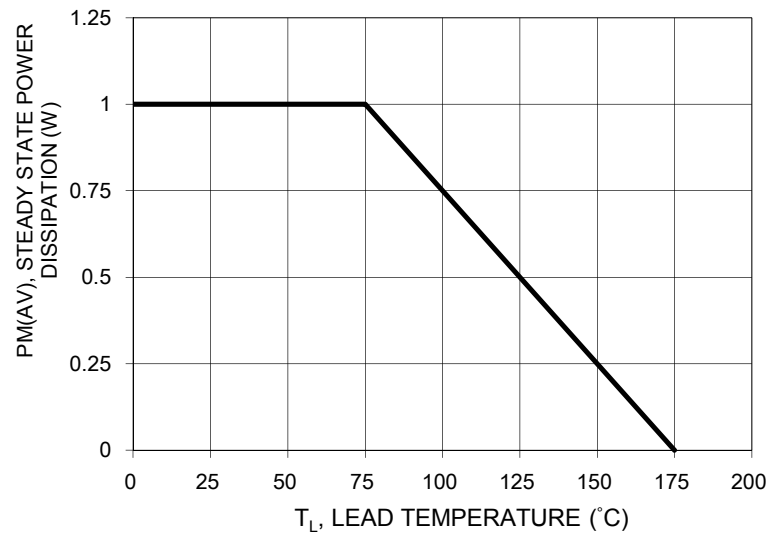


FIG. 5 MAXIMUM NON-REPETITIVE FORWARD SURGE CURRENT UNIDIRECTIONAL ONLY

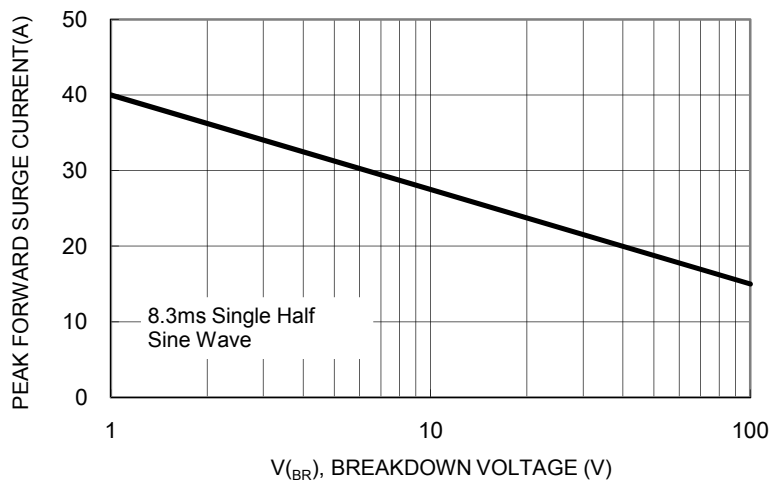


FIG. 6 TYPICAL REVERSE CHARACTERISTICS

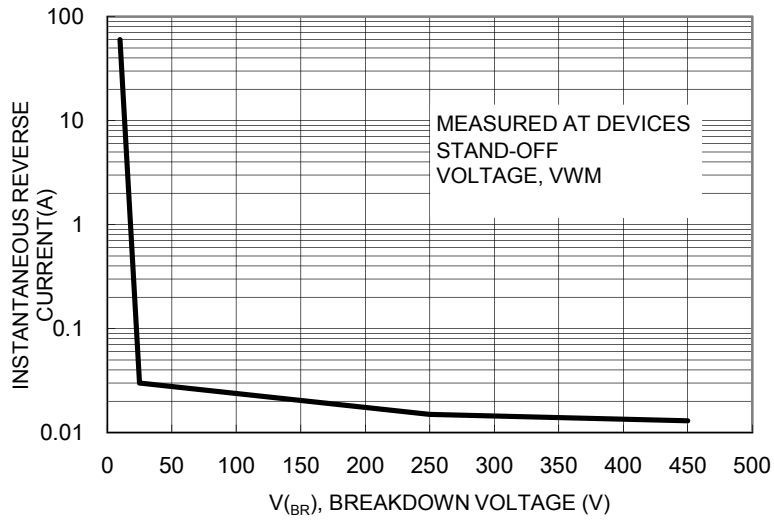
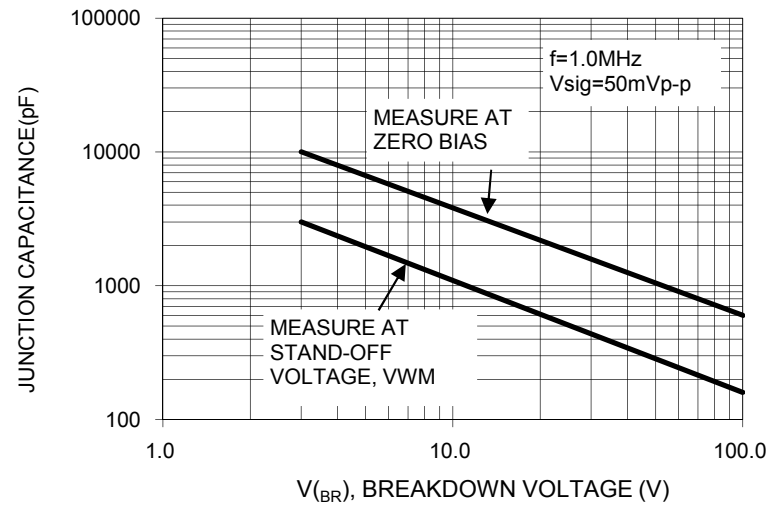


FIG.7 TYPICAL JUNCTION CAPACITANCE UNIDIRECTIONAL



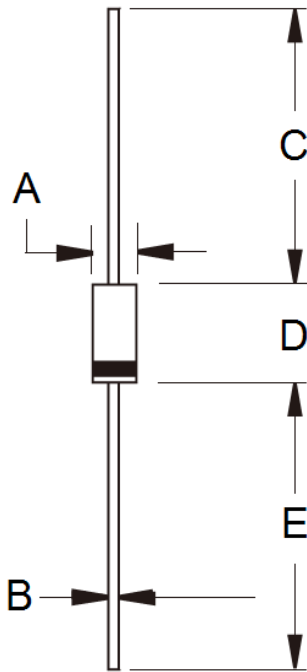
Device		Breakdown Voltage @ I _T (Note 1)		Test Current	Stand-Off Voltage	Reverse Leakage @ V _{WM}	Maximum Peak Pulse Current	Maximum Clamping Voltage @ I _{PPM}	Maximum Temperature Coefficient
		V _{BR}							
		Unidirectional	Bidirectional	Min	Max	mA	V	μA	A
BZW04-5V8	BZW04-5V8B	6.45	7.14	10	5.80	1000	38.0	10.5	0.057
BZW04-6V4	BZW04-6V4B	7.13	7.88	10	6.40	500	35.4	11.3	0.061
BZW04-7V0	BZW04-7V0B	7.79	8.61	10	7.02	200	33.0	12.1	0.065
BZW04-7V8	BZW04-7V8B	8.65	9.55	1	7.78	50	30.0	13.4	0.068
BZW04-8V5	BZW04-8V5B	9.50	10.5	1	8.55	10	27.6	14.5	0.073
BZW04-9V4	BZW04-9V4B	10.5	11.6	1	9.40	5	25.7	15.6	0.075
BZW04-10	BZW04-10B	11.4	12.6	1	10.2	5	24.0	16.7	0.078
BZW04-11	BZW04-11B	12.4	13.7	1	11.1	5	22.0	18.2	0.081
BZW04-13	BZW04-13B	14.3	15.8	1	12.8	5	19.0	21.2	0.084
BZW04-14	BZW04-14B	15.2	16.8	1	13.6	1	17.8	22.5	0.083
BZW04-15	BZW04-15B	17.1	18.9	1	15.3	1	16.0	25.2	0.088
BZW04-17	BZW04-17B	19.0	21.0	1	17.1	1	14.5	27.7	0.090
BZW04-19	BZW04-19B	20.9	23.1	1	18.8	1	13.0	30.6	0.092
BZW04-20	BZW04-20B	22.8	25.2	1	20.5	1	12.0	33.2	0.094
BZW04-23	BZW04-23B	25.7	28.4	1	23.1	1	10.7	37.5	0.096
BZW04-26	BZW04-26B	28.5	31.5	1	25.6	1	9.6	41.5	0.097
BZW04-28	BZW04-28B	31.4	34.7	1	28.2	1	8.8	45.7	0.098
BZW04-31	BZW04-31B	34.2	37.8	1	30.8	1	8.0	49.9	0.099
BZW04-33	BZW04-33B	37.1	41.0	1	33.3	1	7.4	53.9	0.100
BZW04-37	BZW04-37B	40.9	45.2	1	36.8	1	6.7	59.3	0.101
BZW04-40	BZW04-40B	44.7	49.4	1	40.2	1	6.2	64.8	0.101
BZW04-44	BZW04-44B	48.5	53.6	1	43.6	1	5.7	70.1	0.102
BZW04-48	BZW04-48B	53.2	58.8	1	47.8	1	5.2	77.0	0.103
BZW04-53	BZW04-53B	58.9	65.1	1	53.0	1	4.7	85.0	0.104
BZW04-58	BZW04-58B	64.6	71.4	1	58.1	1	4.3	92.0	0.104
BZW04-64	BZW04-64B	71.3	78.8	1	64.1	1	3.9	103	0.105
BZW04-70	BZW04-70B	77.9	86.1	1	70.1	1	3.5	113	0.105
BZW04-78	BZW04-78B	86.5	95.5	1	78.0	1	3.2	125	0.105
BZW04-85	BZW04-85B	95	105	1	85.5	1	2.9	137	0.106
BZW04-94	BZW04-94B	105	116	1	94.0	1	2.6	152	0.107
BZW04-102	BZW04-102B	114	126	1	102	1	2.4	165	0.107
BZW04-110	BZW04-110B	124	137	1	111	1	2.2	179	0.107
BZW04-128	BZW04-128B	143	158	1	128	1	2.0	207	0.108
BZW04-136	BZW04-136B	152	168	1	136	1	1.8	219	0.108
BZW04-145	BZW04-145B	161	179	1	145	1	1.7	234	0.108
BZW04-154	BZW04-154B	171	189	1	154	1	1.6	246	0.108
BZW04-171	BZW04-171B	190	210	1	171	1	1.5	274	0.108
BZW04-188	BZW04-188B	209	231	1	188	1	1.4	301	0.108
BZW04-213	BZW04-213B	237	263	1	213	1	1.2	344	0.110
BZW04-239	BZW04-239B	266	294	1	239	1	1.1	384	0.110
BZW04-256	BZW04-256B	285	315	1	256	1	1.0	414	0.110
BZW04-273	BZW04-273B	304	336	1	273	1	0.9	438	0.110
BZW04-299	BZW04-299B	332	368	1	299	1	0.8	482	0.110
BZW04-342	BZW04-342B	380	420	1	342	1	0.75	548	0.110
BZW04-376	BZW04-376B	418	462	1	376	1	0.67	603	0.110

Notes:

1. Pulse test : tp<50ms
2. All terms and symbols are consistent with ANSI/IEEE C62.35
3. For bipolar types having V_{WM} of 10 volts and less, the I_D limit is doubled.

PACKAGE OUTLINE DIMENSIONS

DO-204AL (DO-41)



DIM.	Unit (mm)		Unit (inch)	
	Min	Max	Min	Max
A	2.00	2.70	0.079	0.106
B	0.71	0.86	0.028	0.034
C	25.40	-	1.000	-
D	4.20	5.20	0.165	0.205
E	25.40	-	1.000	-

MARKING DIAGRAM



P/N = Specific Device Code
 G = Green Compound
 YWW = Date Code
 F = Factory Code

Note: Cathode band for uni-directional products only

Notice

Specifications of the products displayed herein are subject to change without notice. TSC or anyone on its behalf, assumes no responsibility or liability for any errors or inaccuracies.

Information contained herein is intended to provide a product description only. No license, express or implied, to any intellectual property rights is granted by this document. Except as provided in TSC's terms and conditions of sale for such products, TSC assumes no liability whatsoever, and disclaims any express or implied warranty, relating to sale and/or use of TSC products including liability or warranties relating to fitness for a particular purpose, merchantability, or infringement of any patent, copyright, or other intellectual property right.

The products shown herein are not designed for use in medical, life-saving, or life-sustaining applications. Customers using or selling these products for use in such applications do so at their own risk and agree to fully indemnify TSC for any damages resulting from such improper use or sale.

Mouser Electronics

Authorized Distributor

Click to View Pricing, Inventory, Delivery & Lifecycle Information:

Taiwan Semiconductor:

[BZW04-102](#) [BZW04-102B](#) [BZW04-11](#) [BZW04-110](#) [BZW04-110B](#) [BZW04-11B](#) [BZW04-128](#) [BZW04-128B](#) [BZW04-13](#) [BZW04-136](#) [BZW04-136B](#) [BZW04-13B](#) [BZW04-14](#) [BZW04-145](#) [BZW04-145B](#) [BZW04-14B](#) [BZW04-15](#) [BZW04-154](#) [BZW04-154B](#) [BZW04-15B](#) [BZW04-17](#) [BZW04-171](#) [BZW04-171B](#) [BZW04-17B](#) [BZW04-188](#) [BZW04-188B](#) [BZW04-19](#) [BZW04-19B](#) [BZW04-20](#) [BZW04-20B](#) [BZW04-213](#) [BZW04-213B](#) [BZW04-23](#) [BZW04-239](#) [BZW04-239B](#) [BZW04-23B](#) [BZW04-256](#) [BZW04-256B](#) [BZW04-26](#) [BZW04-26B](#) [BZW04-273](#) [BZW04-273B](#) [BZW04-28](#) [BZW04-28B](#) [BZW04-299](#) [BZW04-299B](#) [BZW04-31](#) [BZW04-31B](#) [BZW04-33](#) [BZW04-33B](#) [BZW04-342](#) [BZW04-342B](#) [BZW04-37](#) [BZW04-376](#) [BZW04-376B](#) [BZW04-37B](#) [BZW04-40](#) [BZW04-40B](#) [BZW04-44](#) [BZW04-44B](#) [BZW04-48](#) [BZW04-48B](#) [BZW04-53](#) [BZW04-53B](#) [BZW04-58](#) [BZW04-58B](#) [BZW04-64](#) [BZW04-64B](#) [BZW04-70](#) [BZW04-70B](#) [BZW04-78](#) [BZW04-78B](#) [BZW04-85](#) [BZW04-85B](#) [BZW04-94](#) [BZW04-94B](#) [BZW04-10 R0](#) [BZW04-10B R0](#) [BZW04-5V8 R0](#) [BZW04-5V8B R0](#) [BZW04-6V4 R0](#) [BZW04-6V4B R0](#) [BZW04-7V0 R0](#) [BZW04-7V0B R0](#) [BZW04-7V8 R0](#) [BZW04-7V8B R0](#) [BZW04-8V5 R0](#) [BZW04-8V5B R0](#) [BZW04-9V4 R0](#) [BZW04-9V4B R0](#) [BZW04-15B R0](#) [BZW04-31B R0](#) [BZW04-376B R0](#) [BZW04-53 R0](#) [BZW04-15 R0](#) [BZW04-110B R0](#) [BZW04-48B R0](#) [BZW04-13 R0](#) [BZW04-13B R0](#) [BZW04-171 R0](#)