

1A, 50V - 1000V High Efficient Surface Mount Rectifiers

FEATURES

- Glass passivated chip junction
- Ideal for automated placement
- Low forward voltage drop
- Fast switching for high efficiency
- Compliant to RoHS Directive 2011/65/EU and in accordance to WEEE 2002/96/EC
- Halogen-free according to IEC 61249-2-21 definition



MECHANICAL DATA

Case: DO-214AC (SMA)

Molding compound, UL flammability classification rating 94V-0

Moisture sensitivity level: level 1, per J-STD-020

Part no. with suffix "H" means AEC-Q101 qualified

Packing code with suffix "G" means green compound (halogen-free)

Terminal: Matte tin plated leads, solderable per JESD22-B102

Meet JESD 201 class 2 whisker test

Polarity: Indicated by cathode band

Weight: 0.06 g (approximately)

DO-214AC (SMA)

MAXIMUM RATINGS AND ELECTRICAL CHARACTERISTICS (T _A =25°C unless otherwise noted)										
PARAMETER	SYMBOL	HS 1A	HS 1B	HS 1D	HS 1F	HS 1G	HS 1J	HS 1K	HS 1M	UNIT
Maximum repetitive peak reverse voltage	V _{RRM}	50	100	200	300	400	600	800	1000	V
Maximum RMS voltage	V _{RMS}	35	70	140	210	280	420	560	700	V
Maximum DC blocking voltage	V _{DC}	50	100	200	300	400	600	800	1000	V
Maximum average forward rectified current	I _{F(AV)}	1								A
Peak forward surge current, 8.3 ms single half sine-wave superimposed on rated load	I _{FSM}	30								A
Maximum instantaneous forward voltage (Note 1) @ 1 A	V _F	1.0			1.3		1.7			V
Maximum reverse current @ rated V _R	I _R	5								μA
		50								
		150								
Maximum reverse recovery time (Note 2)	t _{rr}	50					75			ns
Typical junction capacitance (Note 3)	C _J	20					15			pF
Typical thermal resistance	R _{θJA}	70								°C/W
Operating junction temperature range	T _J	- 55 to +150								°C
Storage temperature range	T _{STG}	- 55 to +150								°C

Note 1: Pulse test with PW=300μs, 1% duty cycle

Note 2: Reverse Recovery Test Conditions: I_F=0.5A, I_R=1.0A, I_{RR}=0.25A

Note 3: Measured at 1 MHz and Applied Reverse Voltage of 4.0V D.C.

ORDERING INFORMATION					
PART NO.	PART NO. SUFFIX	PACKING CODE	PACKING CODE SUFFIX	PACKAGE	PACKING
HS1x (Note 1)	H	R3	G	SMA	1,800 / 7" Plastic reel
		R2		SMA	7,500 / 13" Paper reel
		M2		SMA	7,500 / 13" Plastic reel
		F3		Folded SMA	1,800 / 7" Plastic reel
		F2		Folded SMA	7,500 / 13" Paper reel
		F4		Folded SMA	7,500 / 13" Plastic reel
		E3		Clip SMA	1,800 / 7" Plastic reel
		E2		Clip SMA	7,500 / 13" Plastic reel

Note 1: "x" defines voltage from 50V (HS1A) to 1000V (HS1M)

EXAMPLE					
PREFERRED PART NO.	PART NO.	PART NO. SUFFIX	PACKING CODE	PACKING CODE SUFFIX	DESCRIPTION
HS1MHR3G	HS1M	H	R3	G	AEC-Q101 qualified Green compound

RATINGS AND CHARACTERISTICS CURVES

($T_A=25^\circ\text{C}$ unless otherwise noted)

FIG.1- MAXIMUM AVERAGE FORWARD CURRENT DERATING

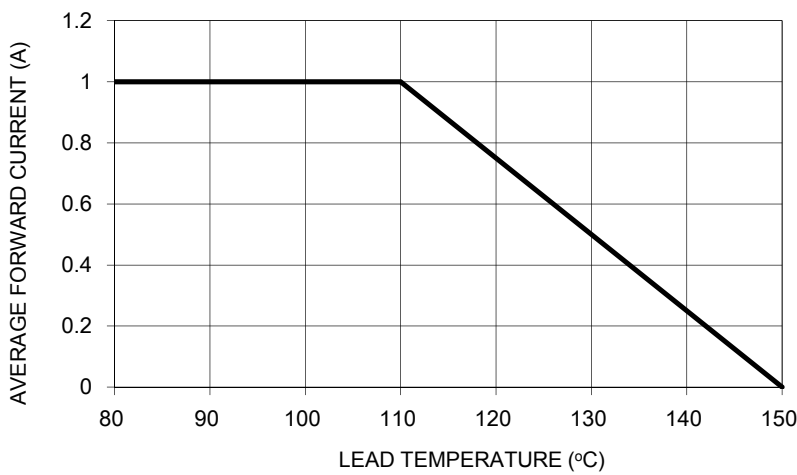


FIG. 2- TYPICAL REVERSE CHARACTERISTICS

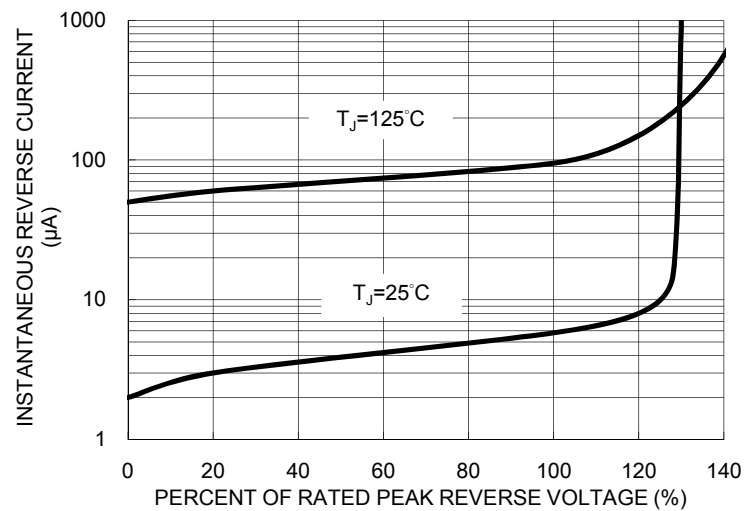


FIG. 3- MAXIMUM NON-REPETITIVE FORWARD SURGE CURRENT

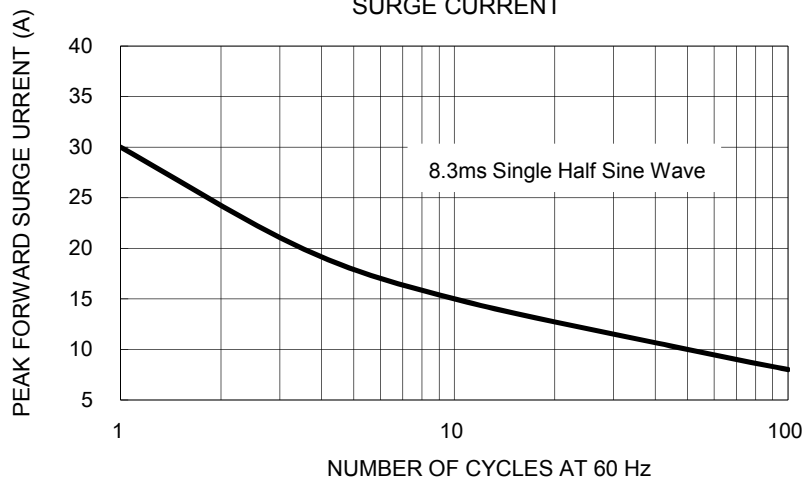


FIG. 4- TYPICAL INSTANTANEOUS FORWARD CHARACTERISTICS

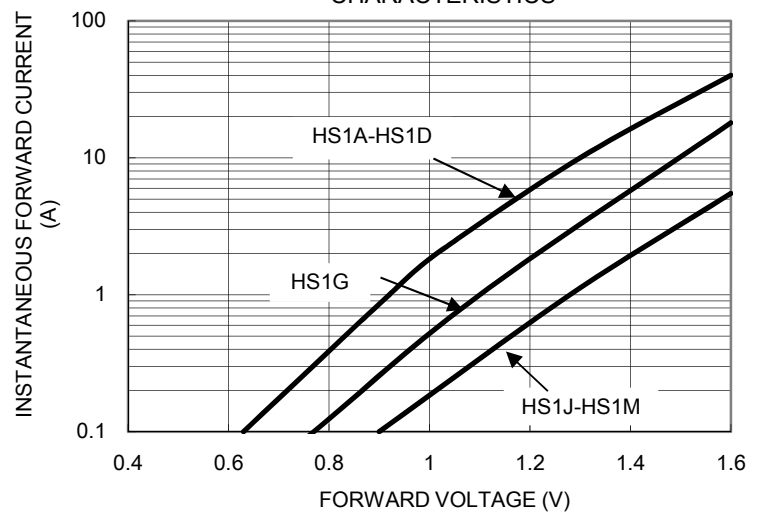


FIG. 5- TYPICAL JUNCTION CAPACITANCE

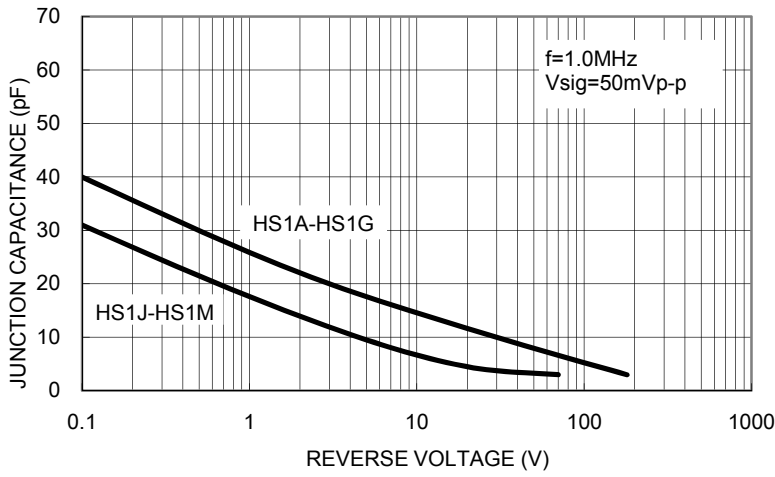
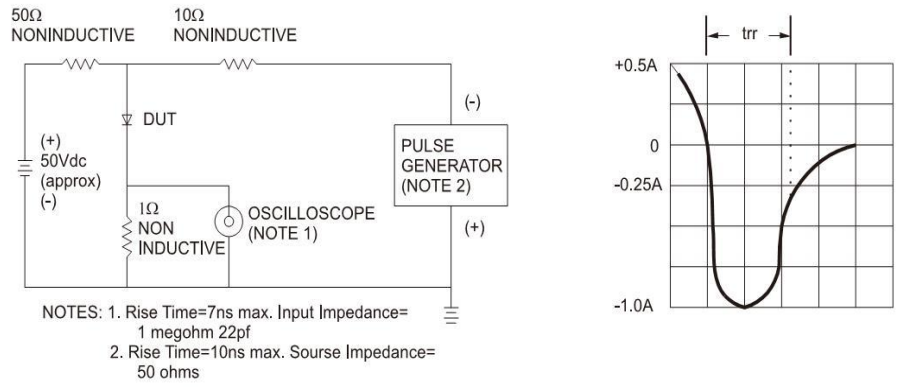
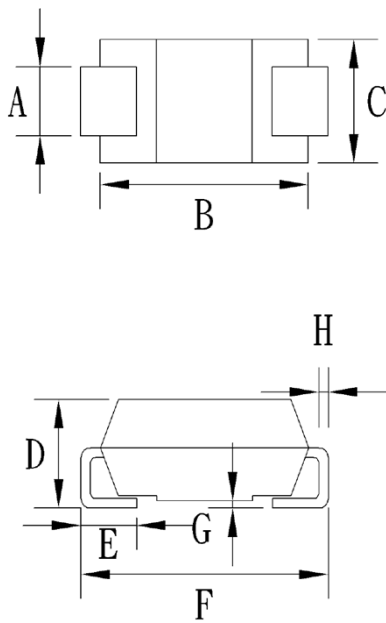


FIG.6- REVERSE RECOVERY TIME CHARACTERISTIC AND TEST CIRCUIT DIAGRAM

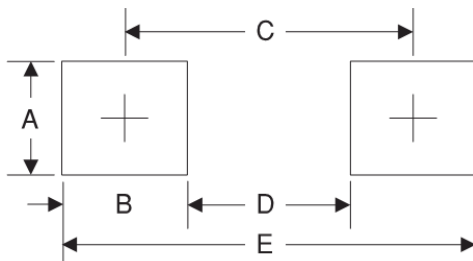


PACKAGE OUTLINE DIMENSIONS
DO-214AC (SMA)



DIM.	Unit (mm)		Unit (inch)	
	Min	Max	Min	Max
A	1.27	1.58	0.050	0.062
B	4.06	4.60	0.160	0.181
C	2.29	2.83	0.090	0.111
D	1.99	2.50	0.078	0.098
E	0.90	1.41	0.035	0.056
F	4.95	5.33	0.195	0.210
G	0.10	0.20	0.004	0.008
H	0.15	0.31	0.006	0.012

SUGGESTED PAD LAYOUT



Symbol	Unit (mm)	Unit (inch)
A	1.68	0.066
B	1.52	0.060
C	3.93	0.155
D	2.41	0.095
E	5.45	0.215

MARKING DIAGRAM



- P/N = Specific Device Code
- G = Green Compound
- YW = Date Code
- F = Factory Code

Notice

Specifications of the products displayed herein are subject to change without notice. TSC or anyone on its behalf, assumes no responsibility or liability for any errors or inaccuracies.

Information contained herein is intended to provide a product description only. No license, express or implied, to any intellectual property rights is granted by this document. Except as provided in TSC's terms and conditions of sale for such products, TSC assumes no liability whatsoever, and disclaims any express or implied warranty, relating to sale and/or use of TSC products including liability or warranties relating to fitness for a particular purpose, merchantability, or infringement of any patent, copyright, or other intellectual property right.

The products shown herein are not designed for use in medical, life-saving, or life-sustaining applications. Customers using or selling these products for use in such applications do so at their own risk and agree to fully indemnify TSC for any damages resulting from such improper use or sale.

Mouser Electronics

Authorized Distributor

Click to View Pricing, Inventory, Delivery & Lifecycle Information:

Taiwan Semiconductor:

[HS1A](#) [HS1B](#) [HS1D](#) [HS1F](#) [HS1G](#) [HS1J](#) [HS1K](#) [HS1M](#) [HS1BL R2G](#) [HS1BL R3G](#) [HS1BL RQG](#) [HS1BLHRQ](#)
[HS1BLHRQG](#) [HS1BLHR3](#) [HS1BLHR2G](#) [HS1BLHR2](#) [HS1A R3](#) [HS1A F2](#) [HS1F F2](#) [HS1B F2](#) [HS1K R2](#) [HS1F R3](#)
[HS1JHF3G](#) [HS1K R3G](#) [HS1MHR2G](#) [HS1M F3G](#) [HS1A F2G](#) [HS1BHF2](#) [HS1G F2](#) [HS1BHF2G](#) [HS1JHR3](#) [HS1G](#)
[R3G](#) [HS1B F2G](#) [HS1B R3G](#) [HS1BHR2](#) [HS1AHR2G](#) [HS1K F3G](#) [HS1MHF2G](#) [HS1AHF3](#) [HS1DHR2](#) [HS1DHF3](#)
[HS1K R2G](#) [HS1GHF2G](#) [HS1BHR3](#) [HS1BHF3G](#) [HS1A R2G](#) [HS1DHF3G](#) [HS1D R2G](#) [HS1AHF2](#) [HS1M R2G](#)
[HS1BHF3](#) [HS1AHR3G](#) [HS1GHF2](#) [HS1JHF2](#) [HS1KHR2](#) [HS1KHR3G](#) [HS1M R3G](#) [HS1KHF2G](#) [HS1M F2](#) [HS1J](#)
[F2G](#) [HS1FHF3](#) [HS1GHF3G](#) [HS1B F3G](#) [HS1F R2G](#) [HS1GHR2](#) [HS1DHF2G](#) [HS1GHR3](#) [HS1A F3G](#) [HS1DHR2G](#)
[HS1B R2](#) [HS1B R3](#) [HS1DHR3G](#) [HS1J R3G](#) [HS1GHF3](#) [HS1J F3G](#) [HS1G R2](#) [HS1MHR3G](#) [HS1KHF3G](#) [HS1D R3](#)
[HS1G R2G](#) [HS1DHR3](#) [HS1FHR3G](#) [HS1FHR3](#) [HS1D F2G](#) [HS1FHR2G](#) [HS1GHR2G](#) [HS1BHR3G](#) [HS1MHF3G](#)
[HS1G R3](#) [HS1M R3](#) [HS1JHF2G](#) [HS1MHR3](#) [HS1JHR2G](#) [HS1KHF2](#) [HS1AHF2G](#) [HS1F F3G](#) [HS1FHF2G](#) [HS1M R2](#)
[HS1AHR2](#) [HS1A R3G](#)