

## 1A, 50V - 1000V High Efficient Surface Mount Rectifiers

### FEATURES

- Glass passivated chip junction
- Ideal for automated placement
- Low forward voltage drop
- Ultrafast recovery time for high efficiency
- Built-in strain relief
- Compliant to RoHS Directive 2011/65/EU and in accordance to WEEE 2002/96/EC
- Halogen-free according to IEC 61249-2-21 definition



**DO-214AC (SMA)**

### MECHANICAL DATA

**Case:** DO-214AC (SMA)

Molding compound, UL flammability classification rating 94V-0

Moisture sensitivity level: level 1, per J-STD-020

Part No. with suffix "H" means AEC-Q101 qualified

Packing code with suffix "G" means green compound (halogen-free)

**Terminal:** Matte tin plated leads, solderable per JESD22-B102

Meet JESD 201 class 2 whisker test

**Polarity:** Indicated by cathode band

**Weight:** 0.06 g (approximately)

MAXIMUM RATINGS AND ELECTRICAL CHARACTERISTICS (T <sub>A</sub> =25°C unless otherwise noted)										
PARAMETER	SYMBOL	US 1A	US 1B	US 1D	US 1G	US 1J	US 1K	US 1M	UNIT	
Maximum repetitive peak reverse voltage	V <sub>RRM</sub>	50	100	200	400	600	800	1000	V	
Maximum RMS voltage	V <sub>RMS</sub>	35	70	140	280	420	560	700	V	
Maximum DC blocking voltage	V <sub>DC</sub>	50	100	200	400	600	800	1000	V	
Maximum average forward rectified current	I <sub>F(AV)</sub>	1							A	
Peak forward surge current, 8.3 ms single half sine-wave superimposed on rated load	I <sub>FSM</sub>	30							A	
Maximum instantaneous forward voltage (Note 1) @ 1 A	V <sub>F</sub>	1.0			1.7			V		
Maximum reverse current @ rated V <sub>R</sub>	I <sub>R</sub>	T <sub>J</sub> =25°C		5		T <sub>J</sub> =125°C		150		μA
Maximum reverse recovery time (Note 2)	t <sub>tr</sub>	50			75			ns		
Typical junction capacitance (Note 3)	C <sub>J</sub>	15			10			pF		
Typical thermal resistance	R <sub>θJL</sub> R <sub>θJA</sub>	27			75			°C/W		
Operating junction temperature range	T <sub>J</sub>	- 55 to +150							°C	
Storage temperature range	T <sub>STG</sub>	- 55 to +150							°C	

Note 1: Pulse test with PW=300μs, 1% duty cycle

Note 2: Reverse Recovery Test Conditions: I<sub>F</sub>=0.5A, I<sub>R</sub>=1.0A, I<sub>RR</sub>=0.25A

Note 3: Measured at 1 MHz and Applied Reverse Voltage of 4.0V D.C.

ORDERING INFORMATION					
PART NO.	PART NO. SUFFIX	PACKING CODE	PACKING CODE SUFFIX	PACKAGE	PACKING
US1x (Note 1)	H	R3	G	SMA	1,800 / 7" Plastic reel
		R2		SMA	7,500 / 13" Paper reel
		M2		SMA	7,500 / 13" Plastic reel
		F3		Folded SMA	1,800 / 7" Plastic reel
		F2		Folded SMA	7,500 / 13" Paper reel
		F4		Folded SMA	7,500 / 13" Plastic reel
	N/A	E3		Clip SMA	1,800 / 7" Plastic reel
		E2		Clip SMA	7,500 / 13" Plastic reel

Note 1: "x" defines voltage from 50V (US1A) to 1000V (US1M)

EXAMPLE					
PREFERRED P/N	PART NO.	PART NO. SUFFIX	PACKING CODE	PACKING CODE SUFFIX	DESCRIPTION
US1MHR3G	US1M	H	R3	G	AEC-Q101 qualified Green compound

**RATINGS AND CHARACTERISTICS CURVES**

(T<sub>A</sub>=25°C unless otherwise noted)

FIG. 1 MAXIMUM FORWARD CURRENT DERATING CURVE

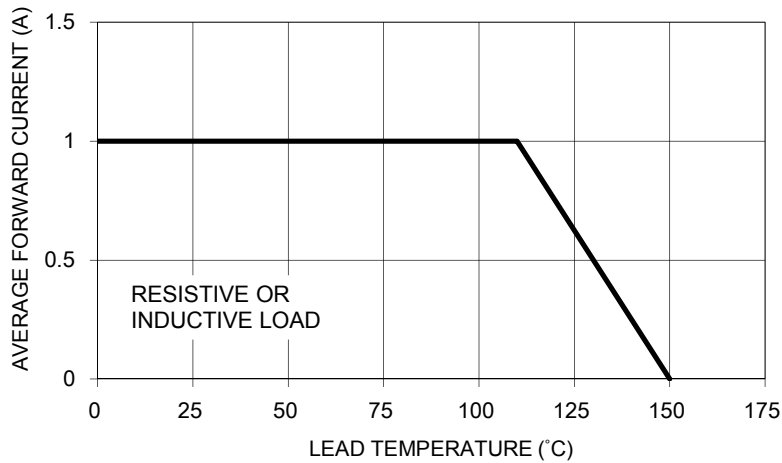


FIG. 2 MAXIMUM NON-REPETITIVE FORWARD SURGE CURRENT



FIG. 3 TYPICAL FORWARD CHARACTERISTICS

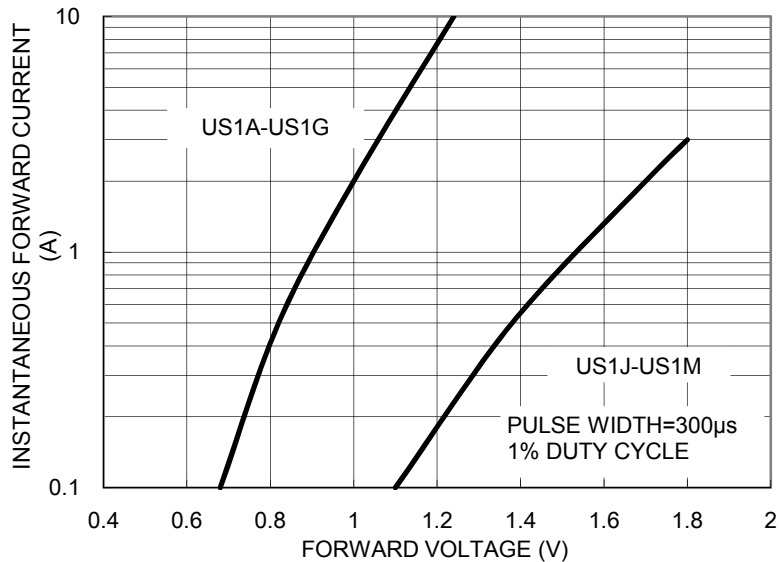


FIG. 4 TYPICAL REVERSE CHARACTERISTICS

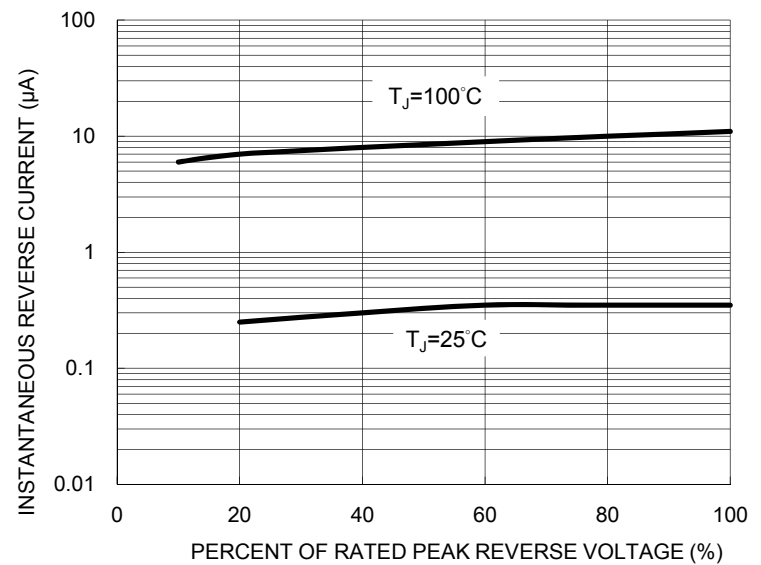


FIG. 5 TYPICAL JUNCTION CAPACITANCE



FIG. 6 TYPICAL TRANSIENT THERMAL IMPEDANCE

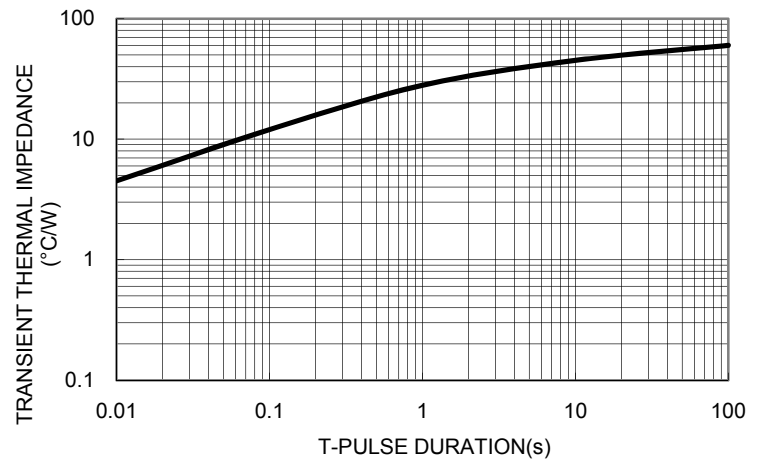
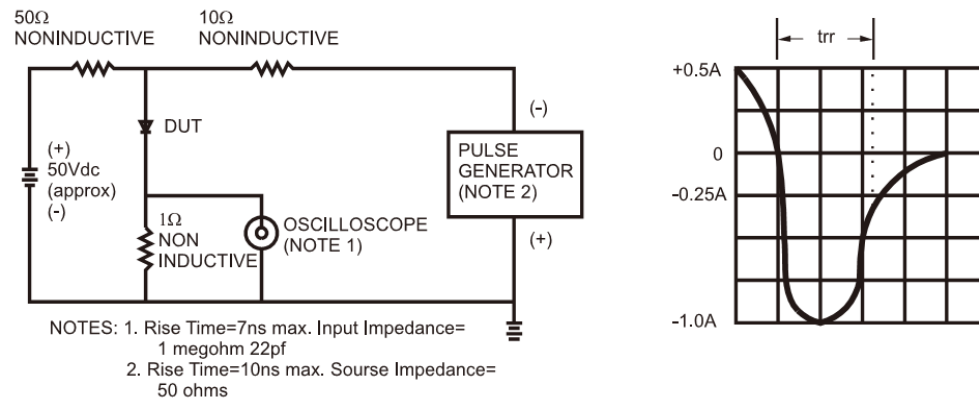
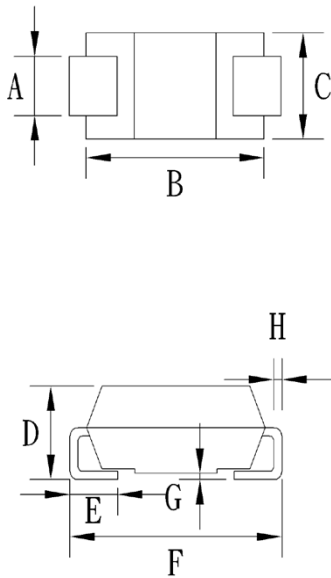


FIG.7- REVERSE RECOVERY TIME CHARACTERISTIC AND TEST CIRCUIT DIAGRAM



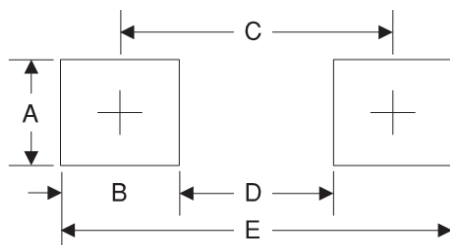
PACKAGE OUTLINE DIMENSIONS

DO-214AC (SMA)



DIM.	Unit (mm)		Unit (inch)	
	Min	Max	Min	Max
A	1.27	1.58	0.050	0.062
B	4.06	4.60	0.160	0.181
C	2.29	2.83	0.090	0.111
D	1.99	2.50	0.078	0.098
E	0.90	1.41	0.035	0.056
F	4.95	5.33	0.195	0.210
G	0.10	0.20	0.004	0.008
H	0.15	0.31	0.006	0.012

SUGGESTED PAD LAYOUT



Symbol	Unit (mm)	Unit (inch)
A	1.68	0.066
B	1.52	0.060
C	3.93	0.155
D	2.41	0.095
E	5.45	0.215

MARKING DIAGRAM



P/N = Specific Device Code  
G = Green Compound  
YW = Date Code  
F = Factory Code

## Notice

Specifications of the products displayed herein are subject to change without notice. TSC or anyone on its behalf, assumes no responsibility or liability for any errors or inaccuracies.

Information contained herein is intended to provide a product description only. No license, express or implied, to any intellectual property rights is granted by this document. Except as provided in TSC's terms and conditions of sale for such products, TSC assumes no liability whatsoever, and disclaims any express or implied warranty, relating to sale and/or use of TSC products including liability or warranties relating to fitness for a particular purpose, merchantability, or infringement of any patent, copyright, or other intellectual property right.

The products shown herein are not designed for use in medical, life-saving, or life-sustaining applications. Customers using or selling these products for use in such applications do so at their own risk and agree to fully indemnify TSC for any damages resulting from such improper use or sale.

# Mouser Electronics

Authorized Distributor

Click to View Pricing, Inventory, Delivery & Lifecycle Information:

## Taiwan Semiconductor:

[US1A](#) [US1B](#) [US1D](#) [US1J](#) [US1K](#) [US1M](#) [US1A R3](#) [US1G F3](#) [US1F R3](#) [US1D R3](#) [US1F R2](#) [US1M R3](#) [US1F F3](#)  
[US1F F2](#) [US1J R3](#) [US1K R3](#) [US1A F3](#) [US1B R3](#) [US1M F3](#) [US1MHR2G](#) [US1GHF2G](#) [US1MHF3](#) [US1BHR3](#)  
[US1J R2](#) [US1K R2](#) [US1A F3G](#) [US1M R3G](#) [US1MHR2](#) [US1J F3G](#) [US1A R3G](#) [US1GHF3G](#) [US1BHR2](#) [US1A F2](#)  
[US1G R3G](#) [US1BHF3](#) [US1JHF3G](#) [US1K R2G](#) [US1GHR2G](#) [US1G F2G](#) [US1MHR3G](#) [US1GHF3](#) [US1KHF2G](#)  
[US1MHR3](#) [US1KHR2](#) [US1BHF2G](#) [US1M R2G](#) [US1B F2](#) [US1M R2](#) [US1M F3G](#) [US1K F2](#) [US1DHR2](#) [US1G](#)  
[US1G F2](#) [US1DHF3](#) [US1JHR3G](#) [US1J R3G](#) [US1D R3G](#) [US1AHR2](#) [US1J R2G](#) [US1BHF3G](#) [US1GHF2](#)  
[US1DHF2G](#) [US1JHF3](#) [US1DHR3G](#) [US1KHR2G](#) [US1DHR2G](#) [US1B F2G](#) [US1JHF2](#) [US1J F2](#) [US1GHR3G](#)  
[US1AHF2](#) [US1MHF2G](#) [US1D R2G](#) [US1GHR3](#) [US1DHF3G](#) [US1B R2G](#) [US1B F3G](#) [US1AHR3G](#) [US1JHR3](#)  
[US1MHF2](#) [US1KHR3G](#) [US1D F2G](#) [US1K F3G](#) [US1KHF2](#) [US1DHR3](#) [US1JHF2G](#) [US1D F3G](#) [US1KHR3](#)  
[US1KHF3](#) [US1AHF2G](#) [US1J F2G](#) [US1B R3G](#) [US1DHF2](#) [US1K F2G](#) [US1BHF2](#) [US1A R2](#) [US1G F3G](#) [US1M F2G](#)  
[US1G R2G](#) [US1JHR2](#)