


Slimline PCB Relay PCN

- 1 pole 3 A, 1 form A (NO) contact
- Only 5mm wide
- 3A switching current, load range 1mA up to 5A
- Sensitive coil 120mW
- Allows high function-/packing density
- Cadmium-free contacts
- Z type with reinforced insulation
- RoHS compliant (Directive 2002/95/EC)



Typical applications
PLC, temperature control, I/O modules.



Approvals

VDE REG.-Nr.6166, UL E82292, CQC 08001026045
Technical data of approved types on request.

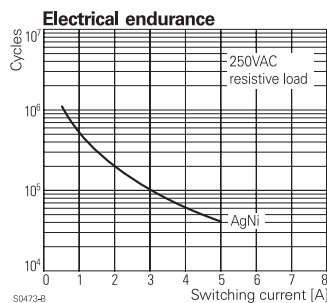
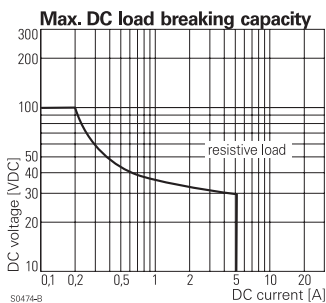
Contact Data

Contact arrangement	1 form A (NO)
Rated voltage	250VAC/30VDC
Max. switching voltage	277VAC/125VDC
Rated current	3A/5A
Limiting continuous current	3A/5A
Breaking capacity max.	750VA (3A), 1250VA(5A)
Contact material	AgNi, gold plated
Contact style	bifurcated contact
Min. recommended contact load (reference)	5VDC, 1mA
Initial contact resistance	30mΩ at 100mA, 6VDC
Frequency of operation, with/without load	10/300min ⁻¹
Electrical endurance	
3A, 250VAC, resistive, +70°C	100x10 ³ ops.
5A, 250VAC, resistive, +85°C	30x10 ³ ops.

Contact ratings

Load	Cycles
IEC 61810	
3A, 250VAC, cosφ=1, +70°C	100x10 ³
3A/30VDC, L/R=0ms, +70°C	100x10 ³
5A, 250VAC, cosφ=1, +85°C	30x10 ³
5A 30VDC, L/R=0ms, +85°C	70x10 ³
UL 508	
3A, 250VAC, resistive, +25°C	100x10 ³
Pilot duty, B300, +25°C	6x10 ³
Pilot duty, R300, +25°C	6x10 ³
9A LRA, 1.5A FLA, 240VAC, +45°C	30x10 ³

Mechanical endurance, DC coil >10x10⁶ operations



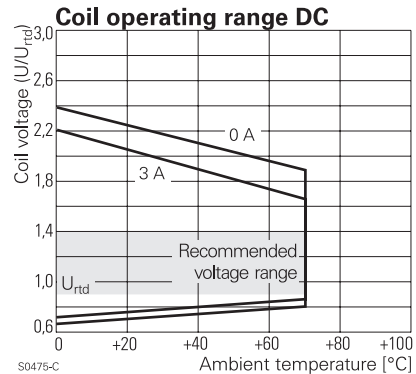
Coil Data

Coil voltage range	3 to 24VDC
Operative range, IEC 61810	1
Coil insulation system according UL	Class155(F), Class F type available upon request

Coil versions, DC coil

Coil code	Rated voltage VDC	Operate voltage VDC	Release voltage VDC	Coil resistance Ω±10%	Rated coil power mW
03	3	2.1	0.3	75	120
05	5	3.5	0.5	208	120
06	6	4.2	0.6	300	120
09	9	6.3	0.9	375	120
12	12	8.4	1.2	1200	120
24	24	16.8	2.4	4800	120

All figures are given for coil without pre-energization, at ambient temperature +23°C.



Insulation Data

Initial dielectric strength	
between open contacts	750V _{rms}
between contact and coil	3000V _{rms}
Initial surge withstand voltage	
between contact and coil	4000V
Clearance/creepage	
between open contacts	>3.5mm
between contact and coil	>3.5mm
Tracking index of relay base	PTI600

