

Series 801 Mighty Mouse Double-Start ACME Thread Plug 801-007 and 801-008 Ordering Information



Series 801



Series 801 Mighty Mouse Connector features a double-start modified stub ACME mating thread for improved protection against cross-mating and thread damage. Connector shells are machined aluminum or stainless steel. Supplied with crimp contacts, packaged separately. Terminate contacts with standard M22520 tools. Metal clips inside the connector body lock contact into place. Contacts are removable. Fluorosilicone seals and rear grommet protect connector from water ingress. Terminate cable shield directly to connector body with Band-Master™ ATS strap, or choose rear accessory thread to attach optional cable clamp or backshell. Available in shell sizes 5 through 21 in 67 contact arrangements.

How To Order										
Sample Part Number	801-007 -16 M 9-4 P A									
Series (See Table I)	801-007 = With Banding Platform 801-008 = With Rear Accessory Thread									
Shell Style	-16 = Plug with Anti-Decoupling Spring -26 = Self-Locking Plug with Ratchet Mechanism									
Shell Material and Finish	C = Aluminum / Black Anodize (Non-Conductive) RoHS Compliant M = Aluminum / Electroless Nickel RoHS Compliant NF = Aluminum / Cadmium with Olive Drab Chromate ZN = Aluminum / Zinc-Nickel with Olive Drab Chromate ZNU = Aluminum / Zinc-Nickel with Black Chromate MT = Aluminum / Nickel-PTFE RoHS Compliant Z1 = Stainless Steel / Passivated RoHS Compliant									
Shell Size - Insert Arrangement	See Insert Arrangements page D-2									
Contact Type	<table border="0"> <tr> <td>Connector supplied with crimp contacts</td> <td>Connector supplied without contacts</td> <td>Connector supplied with 30 AWG crimp contacts</td> </tr> <tr> <td>P = Pin</td> <td>A = Pin Connector</td> <td>G = #23 Pin</td> </tr> <tr> <td>S = Socket</td> <td>B = Socket Connector</td> <td>H = #23 Socket</td> </tr> </table> <p>Connectors with contacts are supplied with signal and/or power crimp contacts. These contacts are not installed. Coaxial contacts and non-standard signal contacts are ordered separately.</p>	Connector supplied with crimp contacts	Connector supplied without contacts	Connector supplied with 30 AWG crimp contacts	P = Pin	A = Pin Connector	G = #23 Pin	S = Socket	B = Socket Connector	H = #23 Socket
Connector supplied with crimp contacts	Connector supplied without contacts	Connector supplied with 30 AWG crimp contacts								
P = Pin	A = Pin Connector	G = #23 Pin								
S = Socket	B = Socket Connector	H = #23 Socket								
Shell Key Positions (See Table II)	A = Normal B = Pos. B C = Pos. C D = Pos. D E = Pos. E F = Pos. F									

D

Table I: Series	
801-007 Banding Platform	801-008 Rear Accessory Thread

Table II: Key Positions	
	A° B°
A	150° 210°
B	75° 210°
C	95° 230°
D	140° 275°
E	75° 275°
F	95° 210°

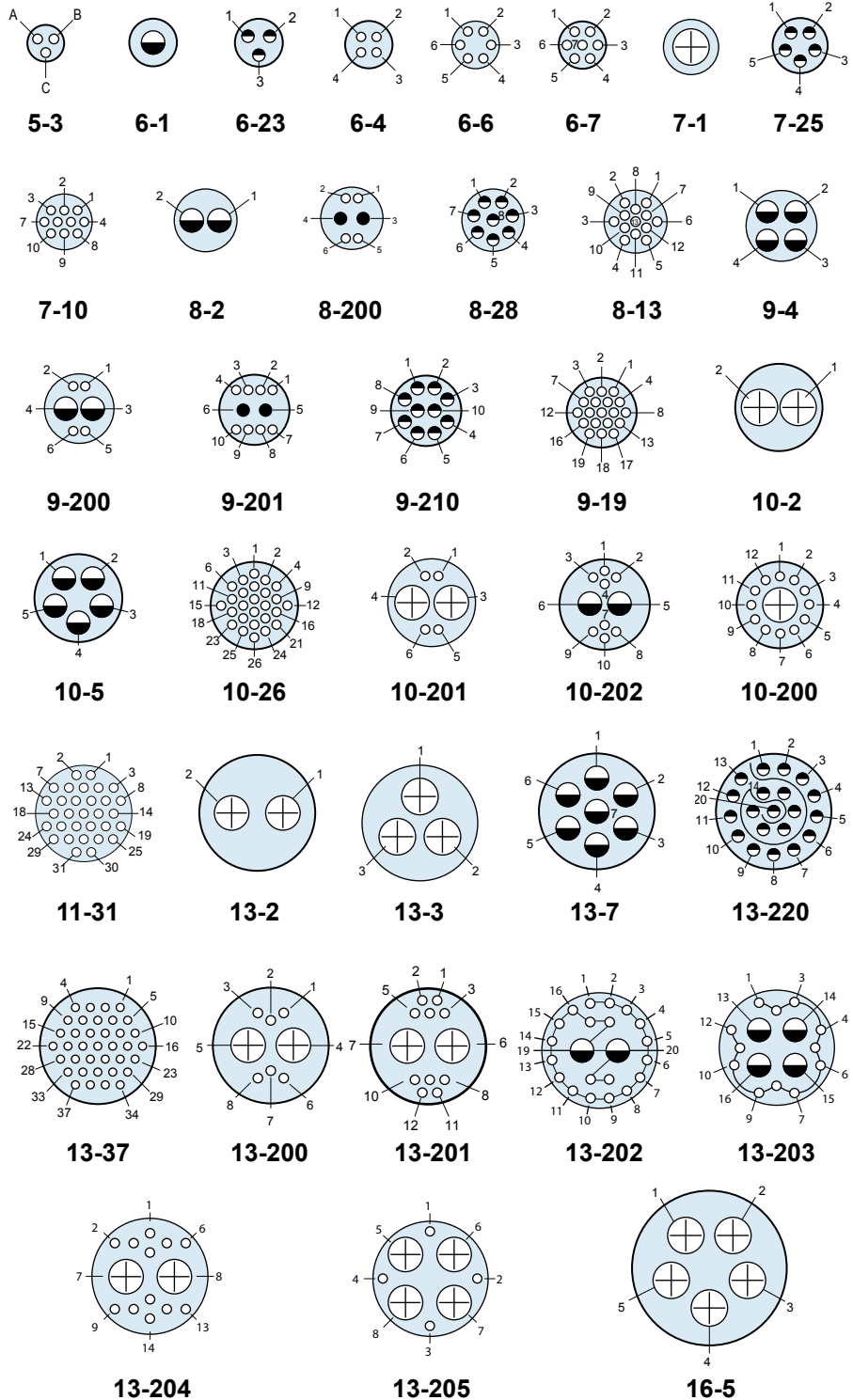
Dimensions in Inches (millimeters) are subject to change without notice.



Series 801 Mighty Mouse Double-Start ACME Thread Contact Arrangements

Contact Arrangements						
Contact Arr.	No. of Contacts					
	#23	#20	#20HD	#16	#12*	#8
5-3	3					
6-1				1		
6-23			3			
6-4	4					
6-6	6					
6-7	7					
7-1					1	
7-25			5			
7-10	10					
8-2				2		
8-200	4	2				
8-28			8			
8-13	13					
9-4				4		
9-200	4			2		
9-201	8	2				
9-210			10			
9-19	19					
10-2					2	
10-5				5		
10-26	26					
10-200	12				1	
10-201	4				2	
10-202	8			2		
11-31	31					
13-2					2	
13-3					3	
13-7				7		
13-220			20			
13-37	37					
13-200	6				2	
13-201	10				2	
13-202	20			2		
13-203	12			4		
13-204	12				2	
13-205	4				4	
16-5					5	

Mating Face View of Pin Connector (socket connector numbers are reversed)



*All arrangements with #12 contacts available with keyed Twinax contacts. Use mode code -688

Contact Legend

#23 ◯ #20HD ◯ #20 ● #16 ◐ #12 ⊕

Dimensions in Inches (millimeters) are subject to change without notice.

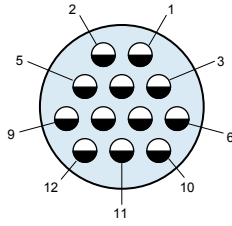
Series 801 Mighty Mouse Double-Start ACME Thread Contact Arrangements



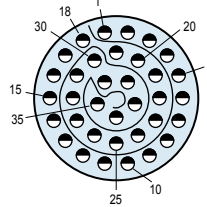
Series 801

Contact Arrangements						
Contact Arr.	No. of Contacts					
	#23	#20	#20HD	#16	#12*	#8
16-12				12		
16-235			35			
16-55	55					
16-204	40			2		
16-205	32			4		
16-206	34				2	
16-207	20				4	
16-208	32					1
17-7					7	
17-14				14		
17-241			41			
17-85	85					
17-203	40			4		
17-204	28				4	
17-205	40					1

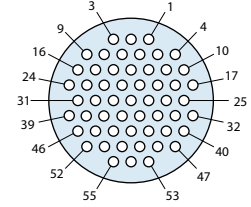
Mating Face View of Pin Connector (socket connector numbers are reversed)



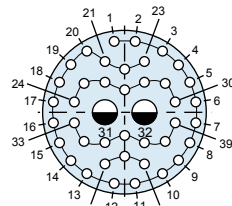
16-12



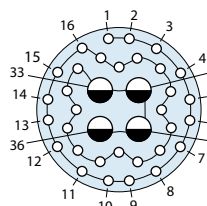
16-235



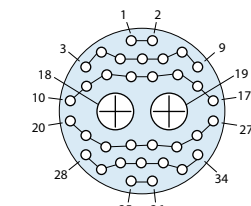
16-55



16-204



16-205



16-206

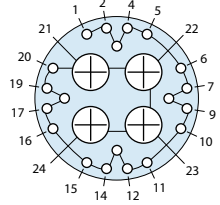


*All arrangements with #12 contacts available with keyed Twinax contacts. Use mode code -688

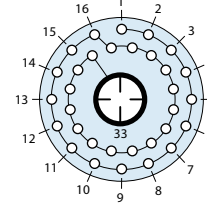
Contact Legend

#23° #20HD° #20● #16◐ #12⊕

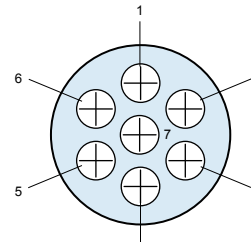
Plug Key Positions		
	A°	B°
A	150°	210°
B	75°	210°
C	95°	230°
D	140°	275°
E	75°	275°
F	95° </td <td>210°</td>	210°



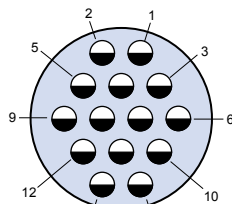
16-207



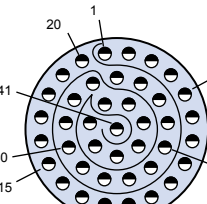
16-208



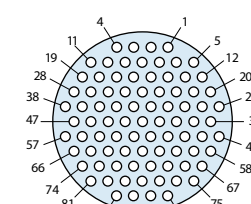
17-7



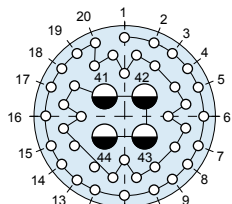
17-14



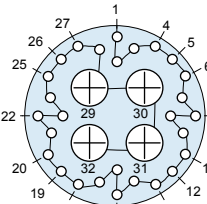
17-241



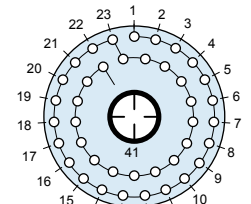
17-85



17-203



17-204



17-205

Dimensions in Inches (millimeters) are subject to change without notice.



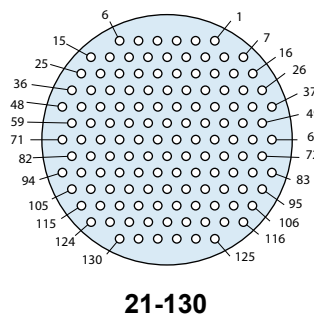
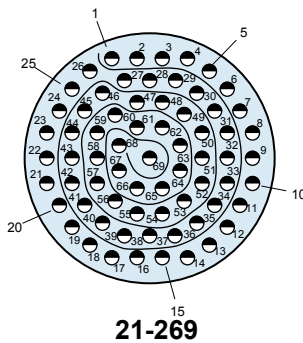
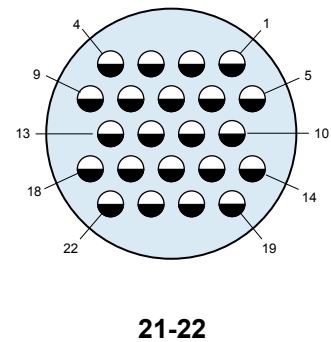
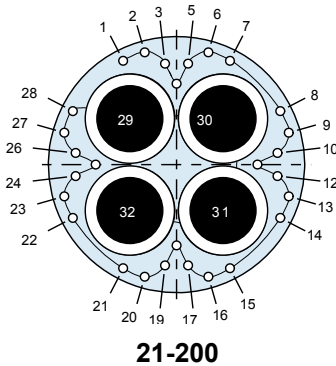
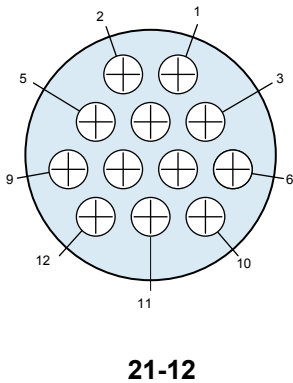
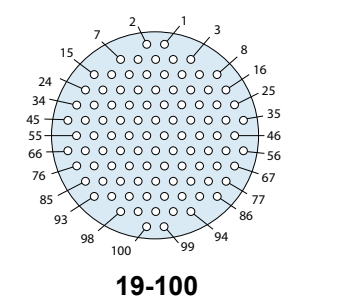
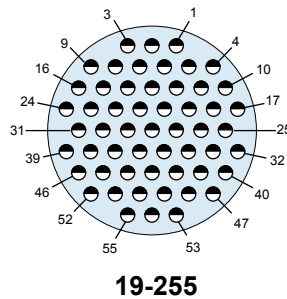
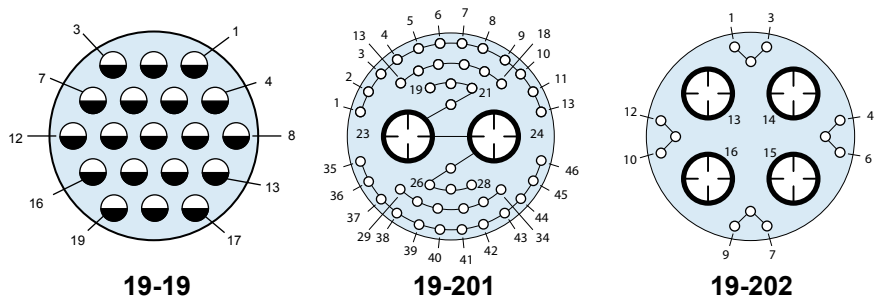
Series 801 Mighty Mouse Double-Start ACME Thread General Information

Contact Arrangements						
Contact Arr.	No. of Contacts					
	#23	#20	#20HD	#16	#12*	#8
19-19				19		
19-201	44					2
19-202	23					4
19-255			55			
19-100	100					
21-12					12	
21-200	28					4
21-22				22		
21-269			69			
21-130	130					

*All arrangements with #12 contacts available with keyed Twinax contacts. Use mode code -688

Contact Legend

#23 ◯ #20HD ◯ #20 ● #16 ◐ #12 ⊕

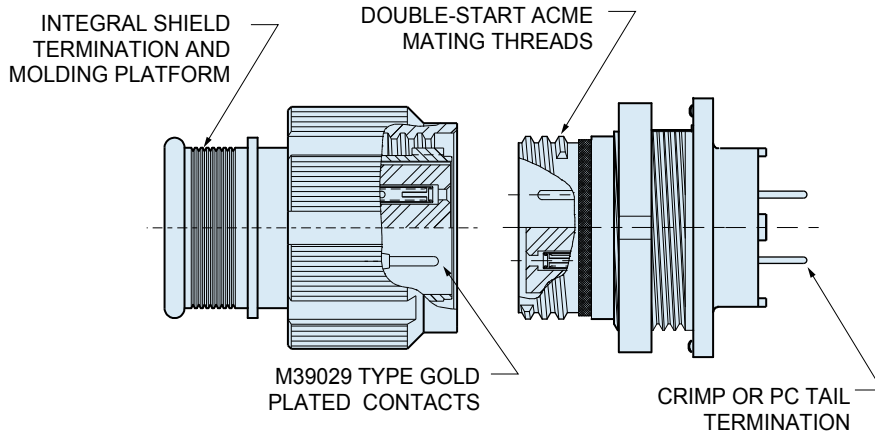


Dimensions in Inches (millimeters) are subject to change without notice.

Series 801 Mighty Mouse Double-Start ACME Thread General Information



Series 801



- Double-Start ACME Thread with anti-decoupling spring or ratchet
- Crimp Rear Release Contacts
- integral Band Platform
- Available with Size #12, #16, #20, #20HD and #23 Contacts
- Environmentally Sealed

Glenair's Series 801 Mighty Mouse Offers Mil-Spec Performance in a Lightweight, Ultraminiature Package



The 801 Series Mighty Mouse is ideal for use in high-density packaging applications where traditional military circular connectors are too large or too heavy. The double-start threads provide full mating in 1½ turns, and the plug features an anti-decoupling spring for vibration resistance. The unique integral molding/band platform allows direct shield attachment and cable overmolding. Receptacles are available with printed circuit board contacts. Plugs have anti-decoupling wave spring, or specify ratchet mechanism for added security.



Specifications	
Current Rating	#23-5 A, #20HD-7.5 A, #16-13 A, #12-23 A
Dielectric Withstanding Voltage	#23-750 VAC, #20HD-1000 VAC, #12 and #16-1800 VAC
Insulation Resistance	5000 megohms minimum
Operating Temperature	-65° C. to +175° C.
Shock	300 g.
Vibration	37 g.
Shielding Effectiveness	55 dB minimum from 100MHz to 1000MHz.
Durability	2000 mating cycles
See Series 80 General Information for complete performance specs.	

Materials and Finishes	
Shells, Jam Nuts	Aluminum alloy or stainless steel
Contacts	Copper alloy, 50 µInch gold plated
Insulators	Liquid crystal polymer (LCP)
Contact Retention Clip	Beryllium copper alloy
Interfacial Seal, O-rings, Wire Sealing Grommet	Fluorosilicone rubber
See Series 80 General Information for complete material and finish specs.	

Dimensions in Inches (millimeters) are subject to change without notice.

Mouser Electronics

Authorized Distributor

Click to View Pricing, Inventory, Delivery & Lifecycle Information:

Glenair:

[801-007-16ZN5-3PD](#) [801-007-16ZN7-10PA](#) [801-007-16M16-55SA](#) [801-008-16Z19-19SA](#) [801-007-16M6-7SA](#) [801-007-16ZN6-4SA](#) [801-007-16NF6-7SA](#) [801-008-16NF9-19SA](#) [801-008-16M13-37SC](#) [801-007-16NF5-3PA](#) [801-007-16ZNU9-19SA](#) [801-009-02M6-7PA](#) [801-007-16M6-7PB](#) [801-008-16NF13-37SC](#) [801-007-16M16-55SB](#) [801-007-16M9-19PB](#) [801-007-16M9-19SA](#) [801-007-16NF9-19PA](#) [801-007-16ZN5-3PB](#) [801-007-16ZN5-3SA](#) [801-007-16ZN6-4PA](#) [801-007-16M9-4SB](#) [801-008-16M13-3SA](#) [801-007-16ZNU7-10SA](#) [801-007-16NF9-19PB](#) [801-007-16NF6-23PA](#) [801-007-26NF5-3PA](#) [801-008-16NF13-37SA](#) [801-008-16NF9-19PA](#) [801-007-16M10-200PA](#) [801-007-16M10-201PA](#) [801-007-16M10-5SA](#) [801-007-16M13-201PA](#) [801-007-16M13-220PA](#) [801-007-16M16-235PA](#) [801-007-16M16-55SD](#) [801-007-16M17-85SD](#) [801-007-16M21-269PA](#) [801-007-16M5-3PB](#) [801-007-16M5-3PC](#) [801-007-16M6-23PA](#) [801-007-16M7-25PA](#) [801-007-16M8-28PA](#) [801-007-16M9-200PA](#) [801-007-16M9-210SA](#) [801-007-16MT17-85SA](#) [801-007-16MT6-7SA](#) [801-007-16MT9-19SA](#) [801-007-16NF10-26PD](#) [801-007-16NF10-26SC](#) [801-007-16NF13-37PB](#) [801-007-16NF13-37PD](#) [801-007-16NF6-23SA](#) [801-007-16NF7-10SB](#) [801-007-16NF9-4SB](#) [801-007-16Z110-26HA](#) [801-007-16Z15-3PA](#) [801-007-16ZL5-3SB](#) [801-007-16ZN6-7SA](#) [801-007-16ZN9-4SA](#) [801-007-26M6-7SA](#) [801-007-26MT10-26PA](#) [801-007-26MT6-1PA](#) [801-007-26MT9-19PA](#) [801-007-26MT9-19PD](#) [801-008-16C6-4SA](#) [801-008-16M10-26SB](#) [801-008-16NF13-37PB](#) [801-008-16NF16-55SB](#) [801-008-16NF21-130PA](#) [801-008-16NF6-6PA](#) [801-008-16NF7-10SB](#) [801-008-16NF8-13PB](#) [801-008-16NF9-19PD](#) [801-008-16Z16-4SA](#) [801-008-16Z19-4SA](#) [801-008-16ZN6-7SA](#) [801-008-16ZN9-4PA](#) [801-008-16ZNU6-1SA](#) [801-008-16ZNU7-1PA](#) [801-008-26M13-37PA](#) [801-008-26M13-37SA](#) [801-007-16MT10-26PA](#) [801-007-16ZNU5-3PB](#) [801-008-16NF13-2SA](#) [801-008-16ZNU16-55PA](#) [801-008-16ZNU7-10PA](#) [801-007-16Z16-7PA](#) [801-007-16NF17-85PA](#) [801-007-16M10-26PA](#) [801-007-16M10-26SA](#) [801-007-16M13-37PA](#) [801-007-16M13-37SA](#) [801-007-16M16-55PB](#) [801-007-16M17-85PA](#) [801-007-16M17-85SA](#) [801-007-16M5-3PA](#) [801-007-16M6-4PA](#) [801-007-16M6-4SA](#) [801-007-16M7-10PA](#)