




AMP SMA

TE Internal #: 1051655-1

TE Internal Description: 2031 5006 02,SMA CABLE PLUG

[View on TE.com >](#)

Connectors > RF Connectors > Coax Connectors



RF Interface: SMA

RF Connector Style: Plug

RF Connector Mated Outer Diameter (Approximate): 6.35 mm [.25 in]

Impedance: 50 Ω

Compatible With RF Cable Type: RG 188

Features

Product Type Features

Connector Product Type	Connector Assembly
Connector Seal & Plug Type	Gasket
RF Interface	SMA
RF Connector Style	Plug
Compatible With RF Cable Type	RG 188
Connector System	Cable-to-Cable
Sealable	Yes
Connector & Contact Terminates To	Wire & Cable

Configuration Features

Number of Positions	1
Number of Coaxial Contacts	1

Electrical Characteristics

Impedance	50 Ω
-----------	------

Body Features

Cable Connector Orientation	Straight
-----------------------------	----------

Body Material	Stainless Steel
---------------	-----------------

Body Material Finish	Passivated
----------------------	------------

Contact Features

RF Connector Center Contact Underplating Material	Copper
---	--------

RF Connector Contact Configuration	Not Captivated
------------------------------------	----------------

Crimp Type	Hex
------------	-----

RF Connector Center Contact Plating Material	Gold
--	------

RF Connector Center Contact Material	Beryllium Copper
--------------------------------------	------------------

Termination Features

Termination Method to Wire & Cable	Crimp
------------------------------------	-------

Mechanical Attachment

RF Connector Coupling Mechanism	Threaded
---------------------------------	----------

Connector Mounting Type	Cable Mount (Free-Hanging)
-------------------------	----------------------------

RF Contact Captivation Method	Mechanical
-------------------------------	------------

Detent	Without
--------	---------

Dimensions

Product Length	30.15 mm[1.187 in]
----------------	--------------------

RF Connector Mated Outer Diameter (Approximate)	6.35 mm[.25 in]
---	-----------------

Usage Conditions

Operating Temperature Range	-65 – 165 °C[-85 – 329 °F]
-----------------------------	----------------------------

Operation/Application

Operating Frequency	12.4 GHz
---------------------	----------

Packaging Features

Packaging Method	Carton
------------------	--------

Other

Coupling Nut Base Material	Stainless Steel
----------------------------	-----------------

Additional Features	Shrink Tubing
---------------------	---------------

Dielectric Material	PTFE Fluorocarbon
---------------------	-------------------

Product Compliance

[For compliance documentation, visit the product page on TE.com>](#)

EU RoHS Directive 2011/65/EU	Compliant with Exemptions
------------------------------	---------------------------

EU ELV Directive 2000/53/EC	Compliant with Exemptions
China RoHS 2 Directive MIIT Order No 32, 2016	Restricted Materials Above Threshold
EU REACH Regulation (EC) No. 1907/2006	Current ECHA Candidate List: JUNE 2023 (235) Candidate List Declared Against: JUNE 2022 (224) SVHC > Threshold: Pb (4% in Component part) Article Safe Usage Statements: Do not eat, drink or smoke when using this product. Wash thoroughly after handling. Recycle if possible and dispose of the article by following all applicable governmental regulations relevant to your geographic location.
Halogen Content	BFR/CFR/PVC Free, but Br/Cl >900 ppm in other sources.
Solder Process Capability	Not applicable for solder process capability

Product Compliance Disclaimer

This information is provided based on reasonable inquiry of our suppliers and represents our current actual knowledge based on the information they provided. This information is subject to change. The part numbers that TE has identified as EU RoHS compliant have a maximum concentration of 0.1% by weight in homogenous materials for lead, hexavalent chromium, mercury, PBB, PBDE, DBP, BBP, DEHP, DIBP, and 0.01% for cadmium, or qualify for an exemption to these limits as defined in the Annexes of Directive 2011/65/EU (RoHS2). Finished electrical and electronic equipment products will be CE marked as required by Directive 2011/65/EU. Components may not be CE marked. Additionally, the part numbers that TE has identified as EU ELV compliant have a maximum concentration of 0.1% by weight in homogenous materials for lead, hexavalent chromium, and mercury, and 0.01% for cadmium, or qualify for an exemption to these limits as defined in the Annexes of Directive 2000/53/EC (ELV). Regarding the REACH Regulation, the information TE provides on SVHC in articles for this part number is based on the latest European Chemicals Agency (ECHA) 'Guidance on requirements for substances in articles' posted at this URL: <https://echa.europa.eu/guidance-documents/guidance-on-reach>

Also in the Series | AMP SMA



Battery Holders(1)



Coax Connectors(296)



Connector Savers & Adapters(12)



Rack & Panel Ferrules & Inserts(1)



RF Cable Assemblies(2)



RF Connector Hardware(2)



RF Connector Launchers(8)




RF Connector Shrouds(3)



RF Terminators(1)

Customers Also Bought



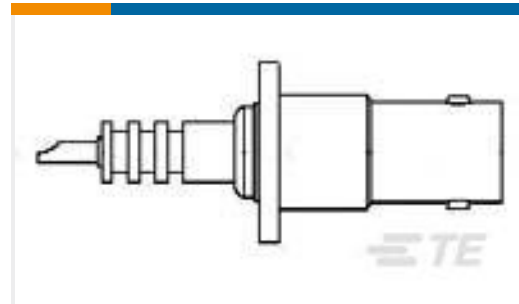
TE Part #52420-1
TERMINAL,PIDG SPR SPD 16-14 6



TE Part #8-31880-1
PIDG R 22-16 COMM 22-18 MIL 4



TE Part #1053354-1
2062 0000 00,SMA PCB VERT JACK



TE Part #51421-2
SHV PANEL RECPT



TE Part #YDTS24W19-35SNV001
RECP ASSY



TE Part #1050525-1
2001 5003 02,SMA CABLE PLUG



TE Part #BTA1-18-10-1-B
BTA1-18-10-1-B



TE Part #1052075-1
2037 5008 00,SMA RA CABLE PLUG



TE Part #1052985-1
2054 1241 00

Documents

Product Drawings

[2031 5006 02,SMA CABLE PLUG](#)

English

CAD Files

[3D PDF](#)

[3D](#)

[Customer View Model](#)

[ENG_CVM_CVM_1051655-1_A.2d_dxf.zip](#)



English

Customer View Model

[ENG_CVM_CVM_1051655-1_A.3d_igs.zip](#)

English

Customer View Model

[ENG_CVM_CVM_1051655-1_A.3d_stp.zip](#)

English

By downloading the CAD file I accept and agree to the [Terms and Conditions](#) of use.

Instruction Sheets

[Instruction Sheet \(U.S.\)](#)

English

[SMA Cable Plug Crimp Attachment 1311062-1, 1051654-1, 1051655-1, and 1059194-1](#)

English