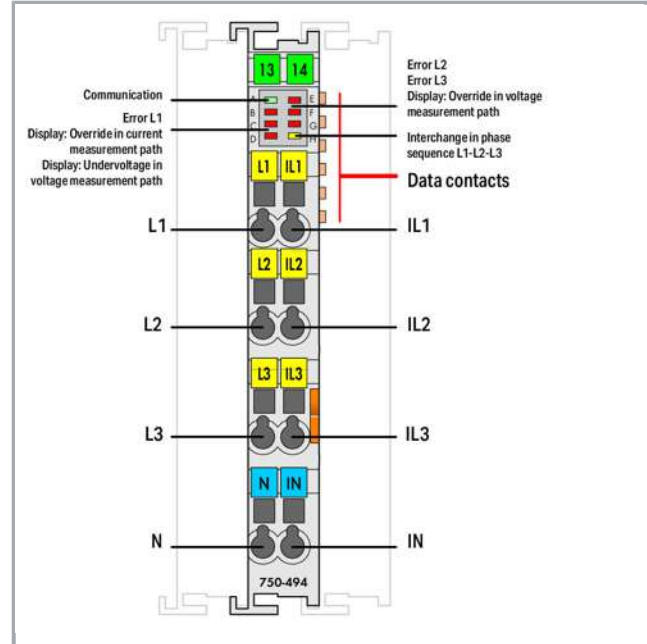


Data sheet | Item number: 750-494/000-001
3-Phase Power Measurement; 480 VAC, 5 A; light gray



www.wago.com/750-494_000-001



RoHS Compliant

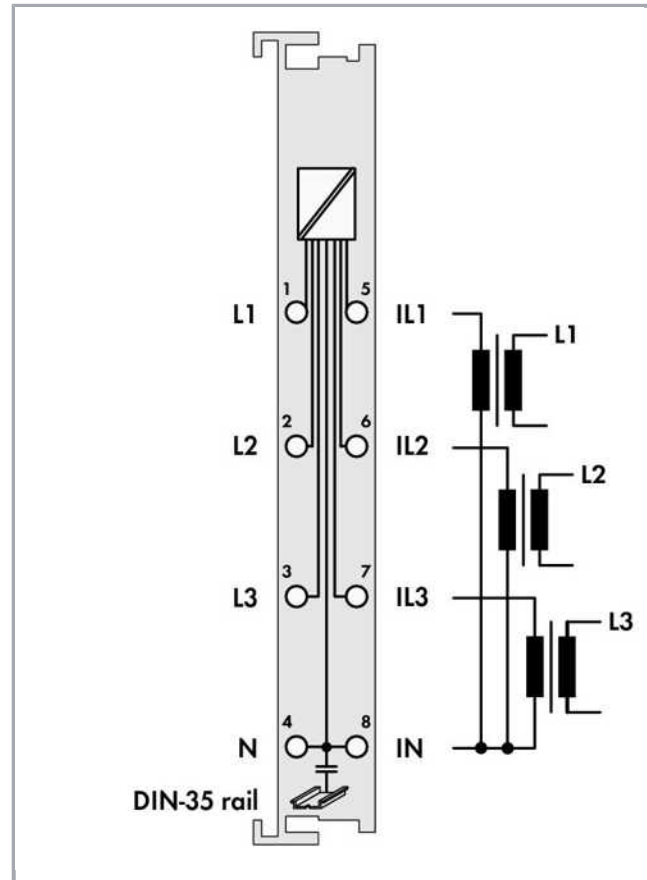
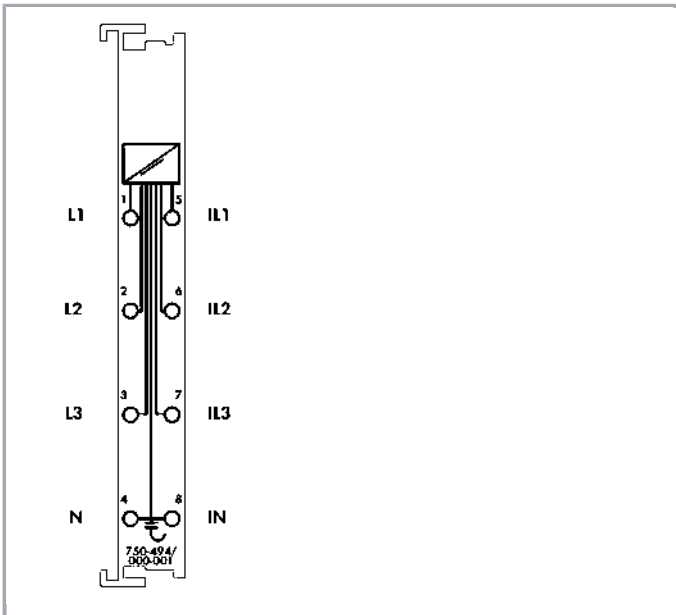
BOMcheck.net

Color: ■

Subject to changes. Please also observe the further product documentation!

WAGO Kontakttechnik GmbH & Co. KG
 Hansastr. 27
 32423 Minden
 Phone: +49571 887-0 | Fax: +49571 887-169
 Email: info.de@wago.com | Web: www.wago.com

Do you have any questions about our products?
 We are always happy to take your call at +49 (571) 887-44222.



Item description

The 750-494 3-Phase Power Measurement Module measures electrical data in a three-phase supply network.

The voltage is measured via network connection to L1, L2, L3 and N.

The current of the three phases is fed to IL1, IL2, IL3, and IN via current transformers.

The 3-phase power measurement module transmits all metrics (e.g., reactive/apparent/effective power, energy consumption, power factor, phase angle, frequency, over-/undervoltage) directly to the process image, without requiring high computing power from the controller. Both comprehensive metrics and harmonic analysis up to the 41st harmonic permit extensive network analysis via the fieldbus. These metrics enable the operator to optimize supply to a drive or machine, protecting the system from damage and failure. The four-quadrant display indicates the load type (inductive, capacitive) and whether it is an energy consumer or producer.

Data

Technical Data

Number of measurement inputs	6 (3 voltage measurement inputs, 3 current measurement inputs)
Type of signal	Power measurement

Subject to changes. Please also observe the further product documentation!



Signal form	Any periodic signals (considering the threshold frequencies)
Resolution [bit]	24 Bit
Bit width	2 x 128-bit data; 2 x 64-bit control/status
Input resistance voltage path (typ.)	1072 kΩ
Input resistance current path typ.	5 mΩ
Bezug für Messfehler	AC current/voltage
Messfehler, Bezugstemperatur	25 °C
Messfehler, Abweichung max. vom Messbereichsendwert	0.5 %
Measuring current (max.)	5 A
Measuring cycle time	Adjustable for arithmetic mean value, min./max. values
Frequency range, power supply frequency	45 ... 65 Hz
Frequency range, harmonics analysis	0 ... 3300 Hz
Operating frequency	15.9 kHz
Rated voltage	$U_{LN} = 277 \text{ V AC/DC}; U_{LL} = 480 \text{ VAC}$
Measured values	Line-to-line voltage, power output, energy, power factors, mains frequency, harmonic analysis (up to the 41st harmonic), THD
Messkomponenten	Evaluating
Measuring procedure	True RMS measurement
System supply voltage	DC 5 V; via data contacts
Current consumption, system supply (5 V)	100 mA
Isolation	4 kV system/field
Rated surge voltage	4 kV

Connection data

Connection technology: In-/Outputs	8 x CAGE CLAMP®
Connection type (1)	Inputs/Outputs
Solid conductor	0,08 ... 2,5 mm ² / 28 ... 14 AWG
Fine-stranded conductor	0,08 ... 2,5 mm ² / 28 ... 14 AWG
Strip length	8 ... 9 mm / 0.31 ... 0.35 inch

Geometrical Data

Width	12 mm / 0.472 inch
Height	67,8 mm / 2.669 inch
Height from upper-edge of DIN-35 rail	60,6 mm / 2.386 inch
Depth	100 mm / 3.937 inch

Subject to changes. Please also observe the further product documentation!

WAGO Kontakttechnik GmbH & Co. KG
 Hansastr. 27
 32423 Minden
 Phone: +49571 887-0 | Fax: +49571 887-169
 Email: info.de@wago.com | Web: www.wago.com

Do you have any questions about our products?
 We are always happy to take your call at +49 (571) 887-44222.

**Mechanical data**

Type of mounting	DIN-35 rail
------------------	-------------

Material Data

Color	light gray
Housing material	Polycarbonate, polyamide 6.6
Weight	48.5 g
Conformity marking	CE

Environmental Requirements

Surrounding air (operating) temperature	0 ... 55 °C
Surrounding air (storage) temperature	-40 ... 85 °C
Protection class	IP20
Degree of pollution (5)	2
Operating altitude	0 ... 2000 m
Mounting position	horizontal (standing/lying); vertical
Relative air humidity (no condensation)	95 %
Vibration resistance	4g per IEC 60068-2-6
Shock resistance	15g per IEC 60068-2-27
EMC immunity to interference	per EN 61000-6-2
EMC emission of interference	per EN 61000-6-3
Exposure to pollutants	Per IEC 60068-2-42 and IEC 60068-2-43
Permissible H ₂ S contaminant concentration at a relative humidity 75 %	10 ppm
Permissible SO ₂ contaminant concentration at a relative humidity 75 %	25 ppm

Commercial data

Product Group	15 (Remote I/O)
Packaging type	BOX
Country of origin	DE
GTIN	4050821548249
Customs Tariff No.	85389099990

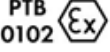


Subject to changes. Please also observe the further product documentation!

WAGO Kontakttechnik GmbH & Co. KG
 Hansastr. 27
 32423 Minden
 Phone: +49571 887-0 | Fax: +49571 887-169
 Email: info.de@wago.com | Web: www.wago.com



Do you have any questions about our products?
 We are always happy to take your call at +49 (571) 887-44222.

Approvals / Certificates


Ex-Approvals

Logo	Approval	Additional Approval Text	Certificate name
	ATEX TUEV Nord Cert GmbH	EN 60079-0	TÜV 07 ATEX 554086 X en.
	TUEV Nord TUEV Nord Cert GmbH	IEC 60079-0	IECEX TUN 09.0001 X
	UL Underwriters Laboratories Inc. (HAZARDOUS LOCATIONS)	UL 121201	E198726 Sec.1

Ship Approvals

Logo	Approval	Additional Approval Text	Certificate name
	PRS Polski Rejestr Statków	-	TE/2236 /880590/19
	RINA RINA Germany GmbH	-	ELE066419XG

UL-Approvals

Logo	Approval	Additional Approval Text	Certificate name
	UL UL International Netherlands B.V. (ORDINARY LOCATIONS)	UL 508	E175199 Sec.1

Counterpart







Subject to changes. Please also observe the further product documentation!

WAGO Kontakttechnik GmbH & Co. KG
Hansastr. 27
32423 Minden
Phone: +49571 887-0 | Fax: +49571 887-169
Email: info.de@wago.com | Web: www.wago.com









Do you have any questions about our products?
We are always happy to take your call at +49 (571) 887-44222.

Compatible products

General accessories

	Item no.: 2007-8873 Compact terminal block; for current and voltage transformers; 6,00 mm ² ; multicoloured	www.wago.com/2007-8873
	Item no.: 2007-8875 Compact terminal block; for current transformer circuit; 6,00 mm ² ; multicoloured	www.wago.com/2007-8875
	Item no.: 855-8001 Power tap; with fuse; 2,5 mm ² (12 AWG) - 6 mm ² (10 AWG); Phase	www.wago.com/855-8001
	Item no.: 855-8002 Power tap; without fuse; 2,5 mm ² (12 AWG) - 6 mm ² (10 AWG); N-conductor	www.wago.com/855-8002
	Item no.: 855-8003 Power tap; with fuse; 10 mm ² (8 AWG) - 16 mm ² (6 AWG); Phase	www.wago.com/855-8003
	Item no.: 855-8004 Power tap; without fuse; 10 mm ² (8 AWG) - 16 mm ² (6 AWG); N-conductor	www.wago.com/855-8004

Carrier rail

	Item no.: 210-112 Steel carrier rail; 35 x 7.5 mm; 1 mm thick; 2 m long; slotted; according to EN 60715; "Hole width 25 mm	www.wago.com/210-112
	Item no.: 210-113 Steel carrier rail; 35 x 7.5 mm; 1 mm thick; 2 m long; unslotted; according to EN 60715	www.wago.com/210-113
	Item no.: 210-114 Steel carrier rail; 35 x 15 mm; 1.5 mm thick; 2 m long; unslotted; similar to EN 60715	www.wago.com/210-114
	Item no.: 210-115 Steel carrier rail; 35 x 7.5 mm; 1 mm thick; 2 m long; slotted; according to EN 60715; "Hole width 18 mm	www.wago.com/210-115
	Item no.: 210-118 Steel carrier rail; 35 x 15 mm; 2.3 mm thick; 2 m long; unslotted; according to EN 60715	www.wago.com/210-118
	Item no.: 210-196 Aluminum carrier rail; 35 x 8.2 mm; 1.6 mm thick; 2 m long; unslotted; similar to EN 60715; silver-colored	www.wago.com/210-196
	Item no.: 210-197 Steel carrier rail; 35 x 15 mm; 1.5 mm thick; 2 m long; slotted; similar to EN 60715	www.wago.com/210-197
	Item no.: 210-198 Copper carrier rail; 35 x 15 mm; 2.3 mm thick; 2 m long; unslotted; according to EN 60715; copper-colored	www.wago.com/210-198

Subject to changes. Please also observe the further product documentation!



Item no.: 210-504

Steel carrier rail; 35 x 7.5 mm; 1 mm thick; 2 m long; slotted; galvanized; according to EN 60715

www.wago.com/210-504



Item no.: 210-505

Steel carrier rail; 35 x 7.5 mm; 1 mm thick; 2 m long; unslotted; galvanized; according to EN 60715

www.wago.com/210-505



Item no.: 210-506

Steel carrier rail; 35 x 15 mm; 1.5 mm thick; 2 m long; unslotted; galvanized; similar to EN 60715

www.wago.com/210-506



Item no.: 210-508

Steel carrier rail; 35 x 15 mm; 1.5 mm thick; 2 m long; slotted; galvanized; similar to EN 60715

www.wago.com/210-508

Marking accessories



Item no.: 2009-145

Mini-WSB Inline; for Smart Printer; 1700 pieces on roll; stretchable 5 - 5.2 mm; plain; snap-on type; white

www.wago.com/2009-145



Item no.: 2009-145/000-002

Mini-WSB Inline; for Smart Printer; 1700 pieces on roll; stretchable 5 - 5.2 mm; plain; snap-on type; white /000-002

www.wago.com/2009-145



Item no.: 2009-145/000-005

Mini-WSB Inline; for Smart Printer; 1700 pieces on roll; stretchable 5 - 5.2 mm; plain; snap-on type; red

www.wago.com/2009-145

[/000-005](http://www.wago.com/2009-145/000-005)



Item no.: 2009-145/000-006

Mini-WSB Inline; for Smart Printer; 1700 pieces on roll; stretchable 5 - 5.2 mm; plain; snap-on type; blue

www.wago.com/2009-145

[/000-006](http://www.wago.com/2009-145/000-006)



Item no.: 2009-145/000-007

Mini-WSB Inline; for Smart Printer; 1700 pieces on roll; stretchable 5 - 5.2 mm; plain; snap-on type; white /000-007

www.wago.com/2009-145

[/000-007](http://www.wago.com/2009-145/000-007)



Item no.: 2009-145/000-012

Mini-WSB Inline; for Smart Printer; 1700 pieces on roll; stretchable 5 - 5.2 mm; plain; snap-on type; orange

www.wago.com/2009-145

[/000-012](http://www.wago.com/2009-145/000-012)



Item no.: 2009-145/000-023

Mini-WSB Inline; for Smart Printer; 1700 pieces on roll; stretchable 5 - 5.2 mm; plain; snap-on type; green

www.wago.com/2009-145

[/000-023](http://www.wago.com/2009-145/000-023)



Item no.: 2009-145/000-024

Mini-WSB Inline; for Smart Printer; 1700 pieces on roll; stretchable 5 - 5.2 mm; plain; snap-on type; violet

www.wago.com/2009-145

[/000-024](http://www.wago.com/2009-145/000-024)



Item no.: 248-501

Miniature WSB Quick marking system; plain; Marker width 5 mm; 10 strips with 10 markers per card

www.wago.com/248-501



Item no.: 248-501/000-002

Mini-WSB marking card; as card; not stretchable; plain; snap-on type; yellow

www.wago.com/248-501

[/000-002](http://www.wago.com/248-501/000-002)

Item no.: 248-501/000-005

Mini-WSB marking card; as card; not stretchable; plain; snap-on type; red

www.wago.com/248-501

[/000-005](http://www.wago.com/248-501/000-005)

Subject to changes. Please also observe the further product documentation!



Item no.: 248-501/000-006
Mini-WSB marking card; as card; not stretchable; plain; snap-on type; blue

www.wago.com/248-501/000-006



Item no.: 248-501/000-007
Mini-WSB marking card; as card; not stretchable; plain; snap-on type; gray

www.wago.com/248-501/000-007



Item no.: 248-501/000-012
Mini-WSB marking card; as card; not stretchable; plain; snap-on type; orange

www.wago.com/248-501/000-012



Item no.: 248-501/000-017
Mini-WSB marking card; as card; not stretchable; plain; snap-on type; light green

www.wago.com/248-501/000-017



Item no.: 248-501/000-023
Mini-WSB marking card; as card; not stretchable; plain; snap-on type; green

www.wago.com/248-501/000-023



Item no.: 248-501/000-024
Mini-WSB marking card; as card; not stretchable; plain; snap-on type; violet

www.wago.com/248-501/000-024



Item no.: 750-103
Group marker carrier; transparent

www.wago.com/750-103



Item no.: 750-107
Group marker carrier; transparent

www.wago.com/750-107

shield connection



Item no.: 790-108
Shield clamping saddle; 11 mm wide; diameter of compatible conductor; 3 ... 8 mm

www.wago.com/790-108



Item no.: 790-116
Shield clamping saddle; 19 mm wide; diameter of compatible conductor; 7 ... 16 mm

www.wago.com/790-116



Item no.: 790-124
Shield clamping saddle; 27 mm wide; diameter of compatible conductor; 6 ... 24 mm

www.wago.com/790-124



Item no.: 790-140
Shield clamping saddle; diameter of compatible conductor

www.wago.com/790-140



Item no.: 790-208
Shield clamping saddle; 12.4 mm wide; 3 ... 8 mm

www.wago.com/790-208



Item no.: 790-216
Shield clamping saddle; 21.8 mm wide; 6 ... 16 mm

www.wago.com/790-216













Item no.: 790-220
Shield clamping saddle; 30 mm wide; 6 ... 20 mm

www.wago.com/790-220

Subject to changes. Please also observe the further product documentation!
















current transformer


	Item no.: 855-1005/2500-1001 Plug-in current transformer; Primary rated current: 2500 A; Secondary rated current: 5 A; Rated power: 10 VA; Accuracy class: 1	www.wago.com/855-1005/2500-1001
	Item no.: 855-305/050-103 Plug-in current transformer; Primary rated current: 50 A; Secondary rated current: 5 A; Rated power: 1.25 VA; Accuracy class: 3	www.wago.com/855-305/050-103
	Item no.: 855-305/060-101 Plug-in current transformer; Primary rated current: 60 A; Secondary rated current: 5 A; Rated power: 1.25 VA; Accuracy class: 1	www.wago.com/855-305/060-101
	Item no.: 855-305/075-201 Plug-in current transformer; Primary rated current: 75 A; Secondary rated current: 5 A; Rated power: 2.5 VA; Accuracy class: 1	www.wago.com/855-305/075-201
	Item no.: 855-305/100-201 Plug-in current transformer; Primary rated current: 100 A; Secondary rated current: 5 A; Rated power: 2.5 VA; Accuracy class: 1	www.wago.com/855-305/100-201
	Item no.: 855-305/150-501 Plug-in current transformer; Primary rated current: 150 A; Secondary rated current: 5 A; Rated power: 5 VA; Accuracy class: 1	www.wago.com/855-305/150-501
	Item no.: 855-305/200-501 Plug-in current transformer; Primary rated current: 200 A; Secondary rated current: 5 A; Rated power: 5 VA; Accuracy class: 1	www.wago.com/855-305/200-501
	Item no.: 855-305/250-501 Plug-in current transformer; Primary rated current: 250 A; Secondary rated current: 5 A; Rated power: 5 VA; Accuracy class: 1	www.wago.com/855-305/250-501
	Item no.: 855-305/300-501 Plug-in current transformer; Primary rated current 300 A; Secondary rated current: 5 A; Rated power: 5 VA; Accuracy class: 1	www.wago.com/855-305/300-501
	Item no.: 855-305/400-1001 Plug-in current transformer; Primary rated current: 400 A; Secondary rated current: 5 A; Rated power: 10 VA; Accuracy class: 1	www.wago.com/855-305/400-1001
	Item no.: 855-305/600-1001 Plug-in current transformer; Primary rated current: 600 A; Secondary rated current: 5 A; Rated power: 10 VA; Accuracy class: 1	www.wago.com/855-305/600-1001
	Item no.: 855-4005/150-101 Split-core current transformer; Primary rated current: 150 A; Secondary rated current: 5 A; Rated power: 1 VA; Accuracy class: 1; Cable length: 0.5 m	www.wago.com/855-4005/150-101


Item no.: 855-405/250-501

Subject to changes. Please also observe the further product documentation!


	Plug-in current transformer; Primary rated current: 250 A; Secondary rated current: 5 A; Rated power: 5 VA; Accuracy class: 1	www.wago.com/855-405/250-501
	Item no.: 855-405/400-501 Plug-in current transformer; Primary rated current: 400 A; Secondary rated current: 5 A; Rated power: 5 VA; Accuracy class: 1	www.wago.com/855-405/400-501
	Item no.: 855-405/750-501 Plug-in current transformer; Primary rated current 750 A; Secondary rated current: 5 A; Rated power: 5 VA; Accuracy class: 1	www.wago.com/855-405/750-501
	Item no.: 855-4105/250-101 Split-core current transformer; Primary rated current: 250 A; Secondary rated current: 5 A; Rated power: 1 VA; Accuracy class: 1; Cable length: 0.5 m	www.wago.com/855-4105/250-101
	Item no.: 855-4105/400-101 Split-core current transformer; Primary rated current: 400 A; Secondary rated current: 5 A; Rated power: 1 VA; Accuracy class: 1; Cable length: 0.5 m	www.wago.com/855-4105/400-101
	Item no.: 855-5005/1000-000 Split-core current transformer; Primary rated current: 1000 A; Secondary rated current: 5 A; Rated power: 0.5 VA; Accuracy class: 0.5; Cable length: 3 m	www.wago.com/855-5005/1000-000
	Item no.: 855-5005/400-001 Split-core current transformer; Primary rated current: 400 A; Secondary rated current: 5 A; Rated power: 0.5 VA; Accuracy class: 1; Cable length: 3 m	www.wago.com/855-5005/400-001
	Item no.: 855-5005/600-000 Split-core current transformer; Primary rated current: 600 A; Secondary rated current: 5 A; Rated power: 0.5 VA; Accuracy class: 0.5; Cable length: 3 m	www.wago.com/855-5005/600-000
	Item no.: 855-505/1000-1001 Plug-in current transformer; Primary rated current: 1000 A; Secondary rated current: 5 A; Rated power: 10 VA; Accuracy class: 1	www.wago.com/855-505/1000-1001
	Item no.: 855-505/400-1001 Plug-in current transformer; Primary rated current: 400 A; Secondary rated current: 5 A; Rated power: 10 VA; Accuracy class: 1	www.wago.com/855-505/400-1001
	Item no.: 855-505/600-1001 Plug-in current transformer; Primary rated current: 600 A; Secondary rated current: 5 A; Rated power: 10 VA; Accuracy class: 1	www.wago.com/855-505/600-1001
	Item no.: 855-505/800-1001 Plug-in current transformer; Primary rated current: 800 A; Secondary rated current: 5 A; Rated power: 10 VA; Accuracy class: 1	www.wago.com/855-505/800-1001
	Item no.: 855-5105/1000-000 Split-core current transformer; Primary rated current: 1000 A; Secondary rated current: 5 A; Rated power: 0.5 VA; Accuracy class: 0.5; Cable length: 3 m	www.wago.com/855-5105/1000-000
	Item no.: 855-605/1500-501	


Subject to changes. Please also observe the further product documentation!


 Plug-in current transformer; Primary rated current: 1500 A; Secondary rated current: 5 A; Rated power: www.wago.com/855-605/1500-501
5 VA; Accuracy class: 1


 **Item no.: 855-805/2000-1001**
Plug-in current transformer; Primary rated current: 2000 A; Secondary rated current: 5 A; Rated power: www.wago.com/855-805/2000-1001
10 VA; Accuracy class: 1


system box


 **Item no.: 850-804**
IP65 enclosure; Stainless steel; WxHxD (400x123x200 mm); 4 x M20, 16 x M16, 28 x M12 cable grip www.wago.com/850-804


 **Item no.: 850-804/000-001**
IP65 enclosure; Stainless steel; WxHxD (400x123x200 mm); 2 x M20, 13 x M16, 32 x M12 cable grip www.wago.com/850-804/000-001


 **Item no.: 850-805**
IP65 enclosure; Stainless steel; WxHxD (600x123x200 mm); 4 x M20, 19 x M16, 67 x M12 cable grip www.wago.com/850-805


 **Item no.: 850-814/002-000**
IP65 enclosure; Sheet steel (RAL 7035); WxHxD (200x120x200 mm); without flange plate www.wago.com/850-814/002-000


 **Item no.: 850-815/002-000**
IP65 enclosure; Sheet steel (RAL 7035); WxHxD (300x120x200 mm); without flange plate www.wago.com/850-815/002-000


 **Item no.: 850-816/002-000**
IP65 enclosure; Sheet steel (RAL 7035); WxHxD (400x120x200 mm); without flange plate www.wago.com/850-816/002-000


 **Item no.: 850-817/002-000**
IP65 enclosure; Sheet steel (RAL 7035); WxHxD (600x120x200 mm); without flange plate www.wago.com/850-817/002-000

 **Item no.: 850-825**
IP65 enclosure; Aluminium (RAL 7032); WxHxD (160x100x160 mm); 9 x M12, 4 x M20 www.wago.com/850-825

 **Item no.: 850-826**
IP65 enclosure; Aluminium (RAL 7032); WxHxD (240x100x160 mm); 4 x M20, 4 x M16, 14 x M12 cable grip www.wago.com/850-826

 **Item no.: 850-826/002-000**
IP65 enclosure; Aluminium (RAL 7035); WxHxD (240x100x160 mm); 4 x M20, 4 x M16, 14 x M12 cable grip www.wago.com/850-826/002-000

 **Item no.: 850-827**
IP65 enclosure; Aluminium (RAL 7032); WxHxD (320x100x160 mm); 4 x M20, 8 x M16, 17 x M12 cable grip www.wago.com/850-827

 **Item no.: 850-827/002-000**
IP65 enclosure; Aluminium (RAL 7035); WxHxD (320x100x160 mm); 4 x M20, 8 x M16, 17 x M12 cable grip www.wago.com/850-827/002-000

Item no.: 850-828

Subject to changes. Please also observe the further product documentation!



IP65 enclosure; Aluminium (RAL 7032); WxHxD (480x100x160 mm); 4 x M20, 10 x M16, 35 x M12 cable grip www.wago.com/850-828



Item no.: 850-828/002-000
IP65 enclosure; Aluminium (RAL 7035); WxHxD (480x100x160 mm); 4 x M20, 10 x M16, 35 x M12 cable grip www.wago.com/850-828/002-000



Item no.: 850-834
IP65 enclosure; Polyester (RAL 7032); WxHxD (164x100x164 mm); 9 x M12, 4 x M20 www.wago.com/850-834



Item no.: 850-835
IP65 enclosure; Polyester (RAL 7032); WxHxD (244x100x164 mm); 4 x M20, 4 x M16, 14 x M12 cable grip www.wago.com/850-835



Item no.: 850-836
IP65 enclosure; Polyester (RAL 7032); WxHxD (324x100x164 mm); 4 x M20, 8 x M16, 17 x M12 cable grip www.wago.com/850-836

Downloads

Documentation

Manual

3-Phase Power Measurement Module 480 V	V 1.2.0	pdf 4.8 MB	Download
---	---------	---------------	----------

Bid Text

750-494/000-001 doc - Datei	Oct 20, 2017	doc 31.2 kB	Download
--------------------------------	--------------	----------------	----------

750-494/000-001 GAEB X81 - Datei	Feb 19, 2019	xml 6.2 kB	Download
-------------------------------------	--------------	---------------	----------

Additional Information

Disposal; Electrical and electronic equipment, Packaging	V 1.0.0	pdf 265.8 kB	Download
--	---------	-----------------	----------

System Description

Overview on WAGO-I/O-SYSTEM 750 approvals		pdf 780.2 kB	Download
---	--	-----------------	----------

750/753 Series I/O-System – General Product Information		pdf 1.7 MB	Download
---	--	---------------	----------

Libraries

Subject to changes. Please also observe the further product documentation!

WAGO Kontakttechnik GmbH & Co. KG
Hansastr. 27
32423 Minden
Phone: +49571 887-0 | Fax: +49571 887-169
Email: info.de@wago.com | Web: www.wago.com

Do you have any questions about our products?
We are always happy to take your call at +49 (571) 887-44222.



Library

Bausteinbeschreibung für die PowerMeasurement_494_02.lib	3.0.0	zip	Download
Bausteinbeschreibungen für die 3-Phasen-Leistungsmessklemme 750-494	May 31, 2017	1.9 MB	

CAD/CAE-Data

CAD data

2D/3D Models 750-494/000-001	URL	Download
------------------------------	-----	----------

CAE data

EPLAN Data Portal 750-494/000-001	URL	Download
WSCAD Universe 750-494/000-001	URL	Download

Installation Notes

Product family

750/753 Series – I/O System

[Show all products from the family](#)

Subject to changes. Please also observe the further product documentation!

WAGO Kontakttechnik GmbH & Co. KG
Hansastr. 27
32423 Minden
Phone: +49571 887-0 | Fax: +49571 887-169
Email: info.de@wago.com | Web: www.wago.com

Do you have any questions about our products?
We are always happy to take your call at +49 (571) 887-44222.