



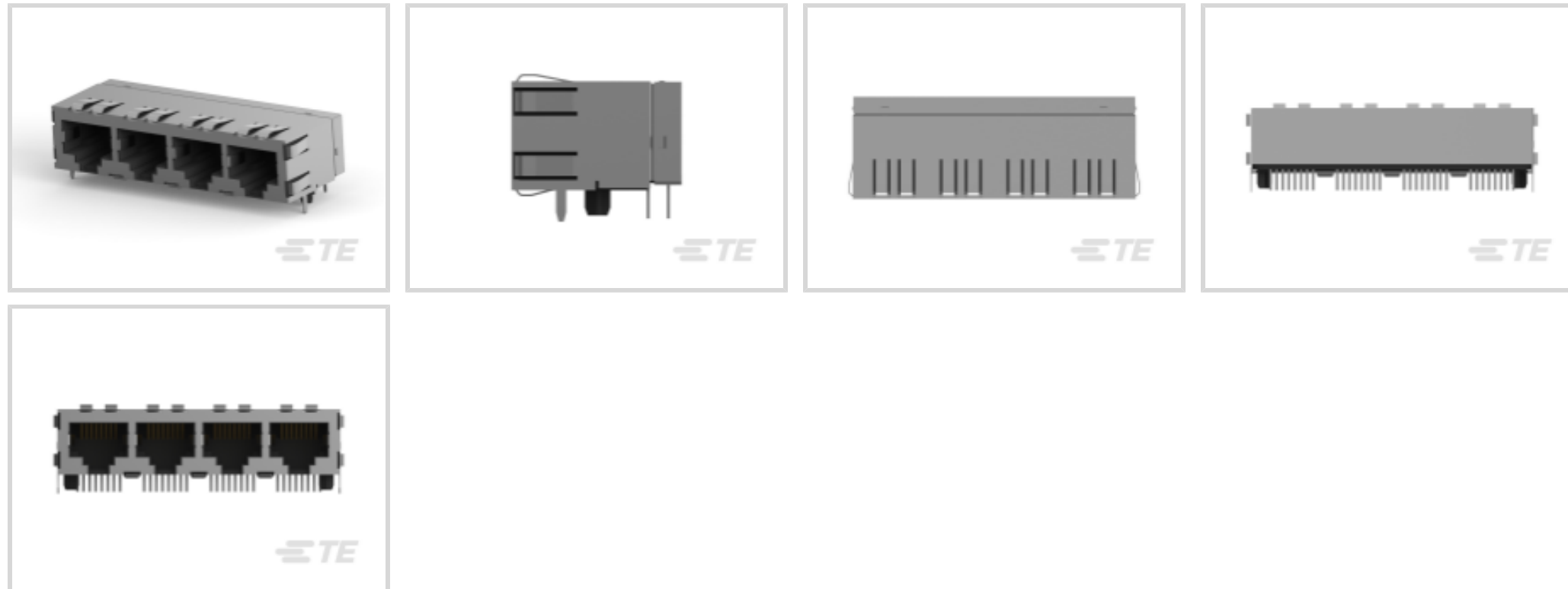
OEG Miniature Relay PCF

TE Internal #: 5406203-3

RJ45 Connectors, RJ45, Multiple Ports, 1 x 4, RJ Type Jacks & Plugs, Standard Connector Contact Density, Jack, Shielded, OEG Miniature Relay PCF

[View on TE.com >](#)

Connectors > Modular Jacks & Plugs > RJ45 Connectors



Modular Jack & Plug Interface Type: **RJ45**

Port Configuration: **Multiple Ports**

Port Matrix Configuration: **1 x 4**

Modular Jacks & Plugs Products: **RJ Type Jacks & Plugs**

Connector Contact Density: **Standard**

Features

Product Type Features

Connector Product Type	Connector Assembly
Modular Jack & Plug Interface Type	RJ45
Modular Jacks & Plugs Products	RJ Type Jacks & Plugs
Modular Connector Style	Jack
Grounding Options	PCB and Panel Ground
Connector & Contact Terminates To	Printed Circuit Board

Configuration Features

Status Indicator Type	None
Number of PCB Ground Tabs	2
Number of Panel Ground Tabs	15
Multiple Port Configuration	Ganged
Port Configuration	Multiple Ports
Port Matrix Configuration	1 x 4
Connector Contact Density	Standard



Number of Positions	8
Number of Loaded Positions	8
PCB Mount Orientation	Right Angle

Body Features

PCB Ground Tab Location	4.57 mm[.18 in]
Shield Plating Material	Tin over Nickel
Shield Material	Copper Zinc Alloy
Modular Jack Latch Orientation	Standard - Latch Down
Connector Profile	Standard

Contact Features

Contact Underplating Material	Nickel
PCB Contact Termination Area Plating Material	Tin
Contact Current Rating (Max)	.2 A, 1.5 A
Contact Mating Area Plating Material	Gold
Contact Base Material	Phosphor Bronze
Contact Mating Area Plating Material Thickness	1.27 μ m[50 μ in]

Termination Features

Termination Method to Printed Circuit Board	Through Hole - Solder
Termination Post & Tail Length	3.56 mm[.14 in]

Mechanical Attachment

Panel Mount Feature	Without
Connector Mounting Type	Board Mount

Housing Features

Mating Entry Location	Side
Centerline (Pitch)	1.02 mm[.04 in]
Housing Color	Black
Housing Material	Nylon

Dimensions

Connector Height	13.64 mm[.537 in]
------------------	-------------------

Usage Conditions

Operating Temperature Range	-40 – 85 °C[-40 – 185 °F]
-----------------------------	---------------------------

Operation/Application



Shielded	Yes
Circuit Application	Signal

Industry Standards

UL Flammability Rating	UL 94V-0
Performance Category	Cat 5

Packaging Features

Packaging Quantity	20
Packaging Method	Box & Tray, Tray

Product Compliance

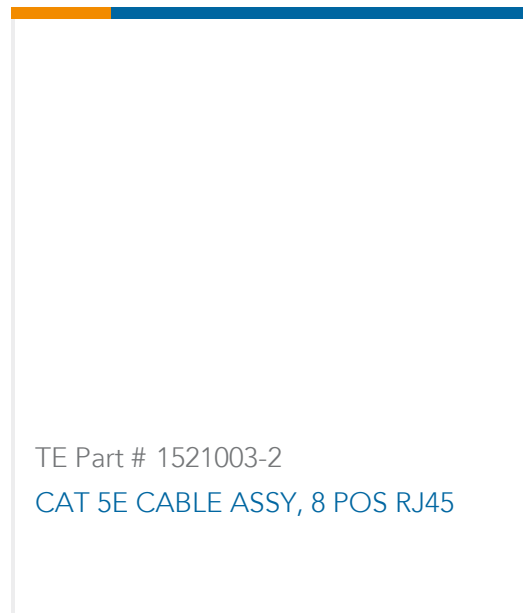
[For compliance documentation, visit the product page on TE.com>](#)

EU RoHS Directive 2011/65/EU	Compliant
EU ELV Directive 2000/53/EC	Compliant
China RoHS 2 Directive MIIT Order No 32, 2016	No Restricted Materials Above Threshold
EU REACH Regulation (EC) No. 1907/2006	Current ECHA Candidate List: JUNE 2023 (235) Candidate List Declared Against: JAN 2021 (211) Does not contain REACH SVHC
Halogen Content	Not Low Halogen - contains Br or Cl > 900 ppm.
Solder Process Capability	Wave solder capable to 265°C

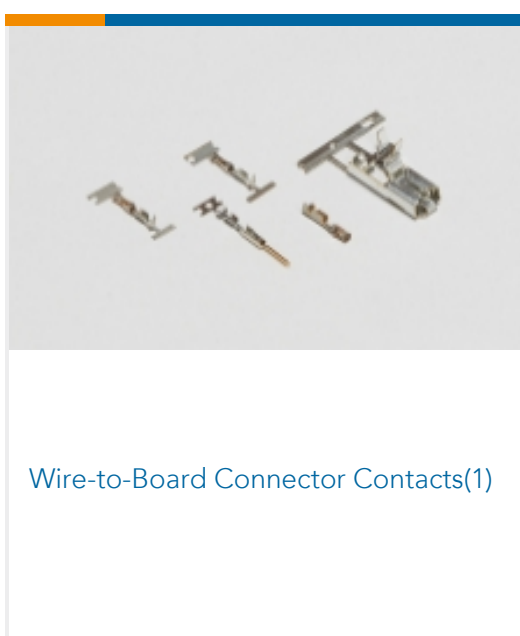
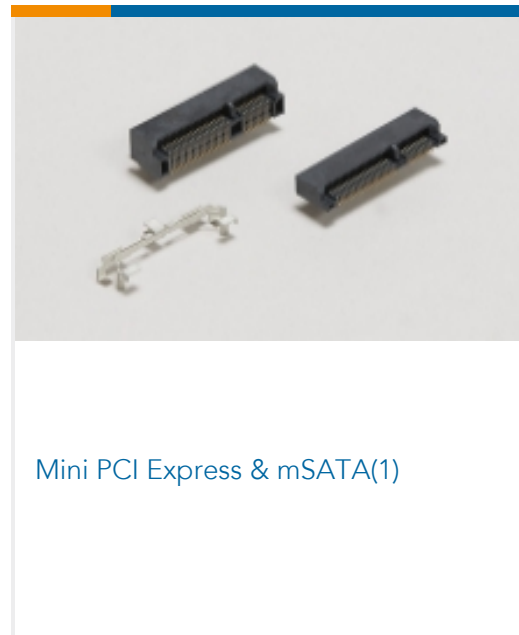


Product Compliance Disclaimer

This information is provided based on reasonable inquiry of our suppliers and represents our current actual knowledge based on the information they provided. This information is subject to change. The part numbers that TE has identified as EU RoHS compliant have a maximum concentration of 0.1% by weight in homogenous materials for lead, hexavalent chromium, mercury, PBB, PBDE, DBP, BBP, DEHP, DIBP, and 0.01% for cadmium, or qualify for an exemption to these limits as defined in the Annexes of Directive 2011/65/EU (RoHS2). Finished electrical and electronic equipment products will be CE marked as required by Directive 2011/65/EU. Components may not be CE marked. Additionally, the part numbers that TE has identified as EU ELV compliant have a maximum concentration of 0.1% by weight in homogenous materials for lead, hexavalent chromium, and mercury, and 0.01% for cadmium, or qualify for an exemption to these limits as defined in the Annexes of Directive 2000/53/EC (ELV). Regarding the REACH Regulation, the information TE provides on SVHC in articles for this part number is based on the latest European Chemicals Agency (ECHA) 'Guidance on requirements for substances in articles' posted at this URL: <https://echa.europa.eu/guidance-documents/guidance-on-reach>

Compatible Parts



Also in the Series | OEG Miniature Relay PCF



Customers Also Bought





TE Part #2-111623-6
50, 2MM, POL,30 DP, LEAD FREE



TE Part #2834076-1
5.0MM TOP ENTRY MSC 2P_GY




TE Part #5-534237-1
03 MODII VRT SR CE 100/115



TE Part #5-534237-2
04 MODII VRT SR CE 100/115



TE Part #7-2176088-2
RP 1J 0.166W 4K99 0.1% 25PPM 1K RL



TE Part #1623782-6
SQM5 220R 5% (METAL FILM)

Documents

CAD Files

3D PDF

3D

Customer View Model

[ENG_CVM_CVM_5406203-3_C.2d_dxf.zip](#)

English

Customer View Model

[ENG_CVM_CVM_5406203-3_C.3d_igs.zip](#)

English

Customer View Model

[ENG_CVM_CVM_5406203-3_C.3d_stp.zip](#)

English

By downloading the CAD file I accept and agree to the [Terms and Conditions](#) of use.

Datasheets & Catalog Pages

[82066 - Modular Jacks and MRJ21 Product catalog - Multi-Port Modular Jacks section](#)

English

Product Specifications

[Application Specification](#)

English

Product Environmental Compliance

[MD_5406203-3_12122015021_dmtec](#)

English

[MD_5406203-3_12122015021_dmtec](#)

English

