

Clip, 5 x 20 mm, UR, Cover



Clip 5 x 20 mm
 straight
 Solder terminal



Clip 5 x 20 mm
 ribbed
 Solder terminal
 Variant 2

500 VAC/DC · 10 A (UL/CSA)

See below:
[Approvals and Compliances](#)

Description

- Clip-material: bronze or brass
- Optional covers, see accessories

Weblinks

[pdf data sheet](#), [html datasheet](#), [General Product Information](#), [Packaging details](#), [Distributor-Stock-Check](#), [Accessories](#), [Detailed request for product](#), [Microsite](#)

Technical Data

| | |
|------------------------------|-------------------------------|
| Fuse-Link | 5 x 20 mm |
| Mounting | PCB |
| Terminal | Solder THT |
| Rated Voltage | 500 VAC/DC |
| Rated current | 10 A (UL/CSA) |
| Admissible Ambient Air Temp. | -40 °C to 85 °C |
| Climatic Category | 40/085/21 acc. to IEC 60068-1 |
| Material: Terminals | see variants |
| Unit Weight | 0.55 g |
| Storage Conditions | 0 °C to 60 °C, max. 70% r.h. |
| Product Marking | Certification marks |

| | |
|------------------------------|---|
| Soldering Methods | Wave Soldering Profile |
| Solderability | 245 °C / 3 sec acc. to IEC 60068-2-20, Test Ta, method 1 |
| Resistance to Soldering Heat | 260 °C / 10 sec acc. to IEC 60068-2-20, Test Tb, method 1A |
| Contact Resistance | < 10 mΩ at 100 mA |

Approvals and Compliances

Detailed information on product approvals, code requirements, usage instructions and detailed test conditions can be looked up in [Details about Approvals](#)

SCHURTER products are designed for use in industrial environments. They have approvals from independent testing bodies according to national and international standards. Products with specific characteristics and requirements such as required in the automotive sector according to IATF 16949, medical technology according to ISO 13485 or in the aerospace industry can be offered exclusively with customer-specific, individual agreements by SCHURTER.

Approvals

The approval mark is used by the testing authorities to certify compliance with the safety requirements placed on electronic products.

Approval Reference Type: OG (Clip) 5x20

| Approval Logo | Certificates | Certification Body | Description |
|---------------|------------------------------|--------------------|------------------------|
| | UL Approvals | UL | UL File Number: E39328 |

Product standards

Product standards that are referenced

| Organization | Design | Standard | Description |
|--------------|-----------------------|----------------------|---------------------------------|
| | Designed according to | UL 4248-1 | Fuseholder general requirements |
| | Designed according to | CSA C22.2 no. 4248.1 | Fuseholder general requirements |





Application standards

Application standards where the product can be used

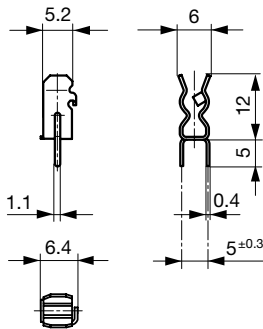
| Organization | Design | Standard | Description |
|--|--------------------------------|--------------|---|
|  | Designed for applications acc. | IEC/UL 60950 | IEC 60950-1 includes the basic requirements for the safety of information technology equipment. |

Compliances

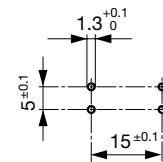
The product complies with following Guide Lines

| Identification | Details | Initiator | Description |
|--|--|-------------|---|
|  | CE declaration of conformity | SCHURTER AG | The CE marking declares that the product complies with the applicable requirements laid down in the harmonisation of Community legislation on its affixing in accordance with EU Regulation 765/2008. |
|  | RoHS | SCHURTER AG | Directive RoHS 2011/65/EU, Amendment (EU) 2015/863 |
|  | China RoHS | SCHURTER AG | The law SJ / T 11363-2006 (China RoHS) has been in force since 1 March 2007. It is similar to the EU directive RoHS. |
|  | REACH | SCHURTER AG | On 1 June 2007, Regulation (EC) No 1907/2006 on the Registration, Evaluation, Authorization and Restriction of Chemicals 1 (abbreviated as "REACH") entered into force. |

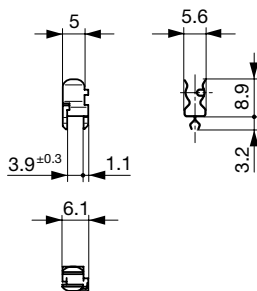
Dimension [mm]



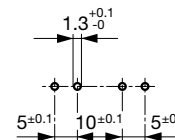
Variants 0751.0052 and 0751.0062



Drilling holes variants 0751.0052 and 0751.0062




Variants 2 0751.0110 and 0751.0231



Drilling Diagram variants 2 0751.0110 and 0751.0231

All Variants

| Clip | Terminal | Material: Terminals | Order Number |
|------|----------|---------------------|--------------|
| ● | straight | Tin-Plated Bronze | 0751.0052 |
| ● | straight | Tin-Plated Brass | 0751.0062 |
| ● | kinked | Tin-Plated Brass | 0751.0110 |
| ● | kinked | Silver-Plated | 0751.0231 |

 Most Popular.

Availability for all products can be searched real-time: <https://www.schurter.com/en/Stock-Check/Stock-Check-SCHURTER>

Covers only for 0751.0052 and 0751.0062

Packaging Unit Bulk (1000 pcs.)

Accessories

Description



Cover OG, UHB, UH
Cover for Holder OG (Clip) 5x20, OG (Halter) 5x20, UH, UHB
