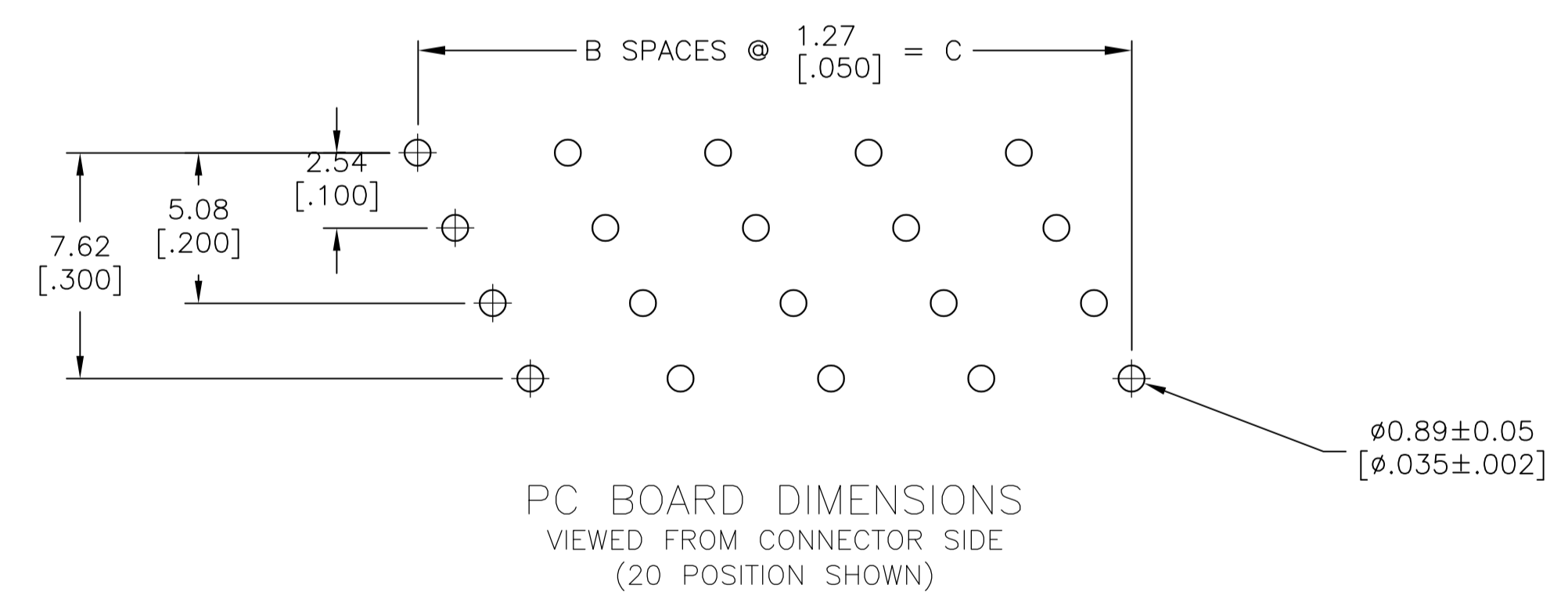
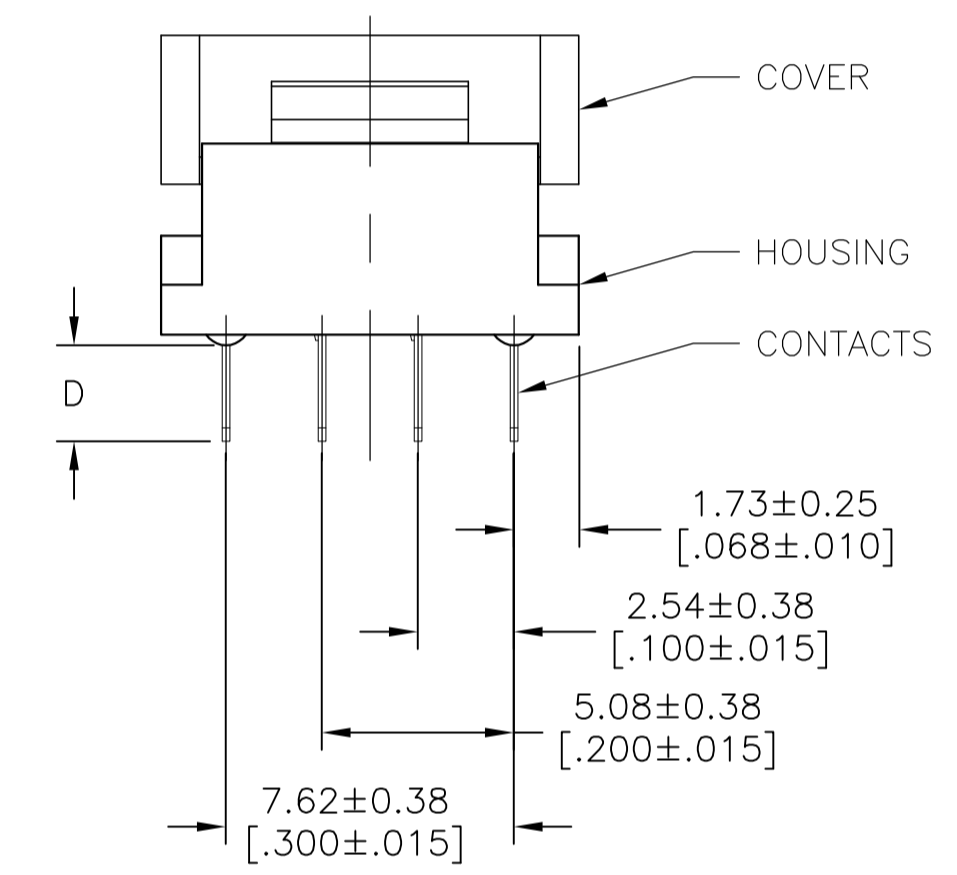
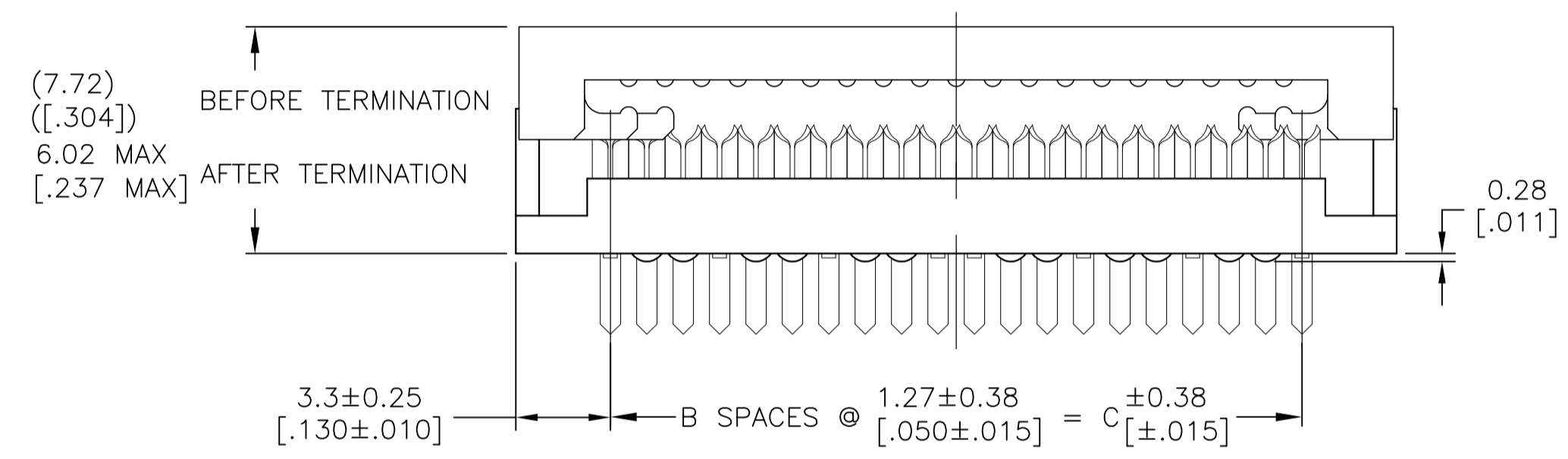
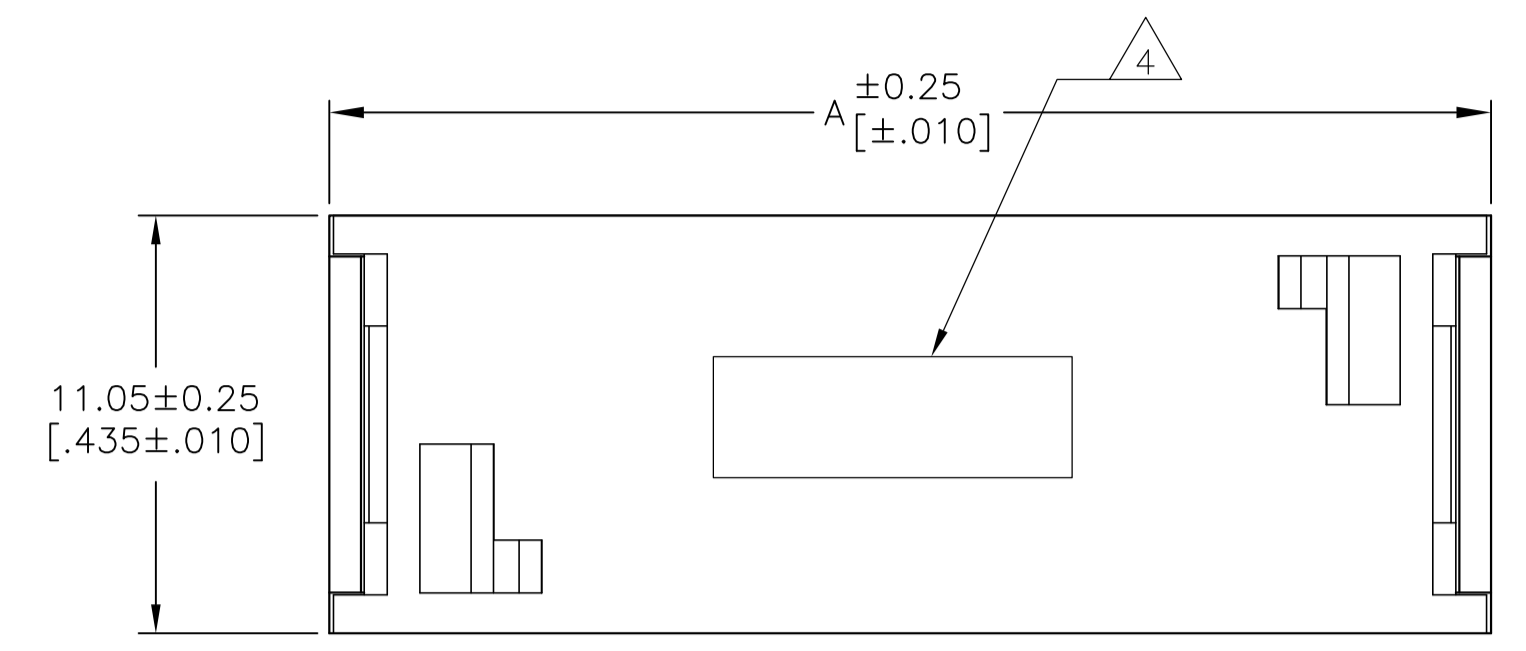


ELECTRICAL PROPERTIES	
CURRENT RATING	1 AMP
INSULATION RESISTANCE	>1 x 10 ⁹ OHMS @ 500 VDC
DWV	>500 VRMS AT SEA LEVEL
ENVIRONMENTAL PROPERTIES	
TEMPERATURE RATING	-55°C TO 125°C

- 1 20 POSITION ASSEMBLY SHOWN.
- 2 HOUSING AND COVER: GLASS REINFORCED POLYESTER, UL94V-0 RATED, COLOR BLUE. CONTACTS: BERYLLIUM COPPER.
- 3 CONTACTS: 0.00254[.000100] MIN TIN OVER 0.00127[.000050] MIN NICKEL.
- 4 COMPANY LOGO IN APPROXIMATE AREA SHOWN.



OBSOLETE	2.54 .100	74.93 [2.950]	59	81.53 [3.210]	60	609-6003LF	3-6437006-6
	3.96 [.156]	62.23 [2.450]	49	68.83 [2.710]	50	609-5043LF	3-6437006-2
OBSOLETE	2.54 .100	62.23 [2.450]	49	68.83 [2.710]	50	609-5003LF	3-6437006-1
	2.54 .100	54.61 [2.150]	43	61.21 [2.410]	44	609-4403LF	2-6437006-9
	3.96 [.156]	49.53 [1.950]	39	56.13 [2.210]	40	609-4043LF	2-6437006-7
OBSOLETE	2.54 [.100]	49.53 [1.950]	39	56.13 [2.210]	40	609-4003LF	2-6437006-6
	3.96 [.156]	41.91 [1.650]	33	48.51 [1.910]	34	609-3443LF	2-6437006-3
	2.54 [.100]	41.91 [1.650]	33	48.51 [1.910]	34	609-3403LF	2-6437006-2
	3.96 [.156]	31.75 [1.250]	25	38.35 [1.510]	26	609-2643LF	2-6437006-0
	2.54 [.100]	31.75 [1.250]	25	38.35 [1.510]	26	609-2603LF	1-6437006-8
	3.96 [.156]	24.13 [.950]	19	30.73 [1.210]	20	609-2043LF	1-6437006-5
OBSOLETE	2.54 [.100]	24.13 [.950]	19	30.73 [1.210]	20	609-2003LF	1-6437006-4
OBSOLETE	3.96 [.156]	19.05 [.750]	15	25.65 [1.010]	16	609-1643LF	1-6437006-2
	2.54 [.100]	19.05 [.750]	15	25.65 [1.010]	16	609-1603LF	1-6437006-1
	3.96 [.156]	16.51 [.650]	13	23.11 [.910]	14	609-1443LF	6437006-9
	2.54 [.100]	16.51 [.650]	13	23.11 [.910]	14	609-1403LF	6437006-8
OBSOLETE	3.96 [.156]	11.43 [.450]	9	18.03 [.710]	10	609-1043LF	6437006-6
	2.54 [.100]	11.43 [.450]	9	18.03 [.710]	10	609-1003LF	6437006-5
	D	C	B	A	NUMBER OF POSITIONS	T&B PART NO (REF)	PART NUMBER

HOLE PATTERN FOR 10 POSITION CONNECTOR

HOLE PATTERN FOR 14 POSITION CONNECTOR

HOLE PATTERN FOR 16, 20, 40, 44, 56 & 60 POSITION CONNECTORS (20 POS CONNECTOR SHOWN)

HOLE PATTERN FOR 26, 34 & 50 POSITION CONNECTORS (26 POS CONNECTOR SHOWN)

THIS DRAWING IS A CONTROLLED DOCUMENT.

DIMENSIONS: mm [INCHES]

TOLERANCES UNLESS OTHERWISE SPECIFIED:

0 PL	±	-
1 PL	±	-
2 PL	±	0.13[.005]
3 PL	±	-
4 PL	±	-
ANGLES	±	-

MATERIAL: 2 FINISH: 3

APPROVED: J. GERACE 07FEB06, C. ROHDE 07FEB06, M. WALMSLEY 07FEB06

PRODUCT SPEC: PCB TRANSITION CONNECTOR ASSY

APPLICATION SPEC: A1

SIZE: A1

WEIGHT: 00779

CAGE CODE: 6437006-5

DRAWING NO: 6437006-5

RESTRICTED TO: CUSTOMER DRAWING

SCALE: 5:1 SHEET: 1 OF 1 REV: B1

Mouser Electronics

Authorized Distributor

Click to View Pricing, Inventory, Delivery & Lifecycle Information:

[TE Connectivity:](#)

[1-6437006-1](#)