
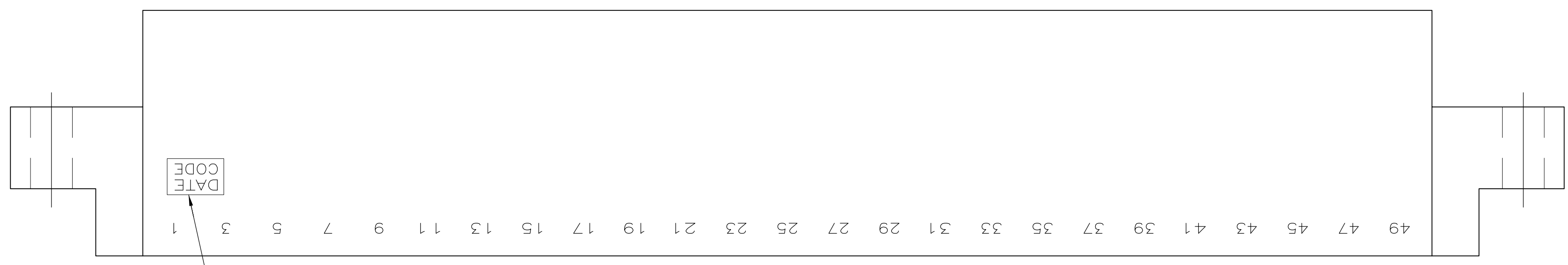
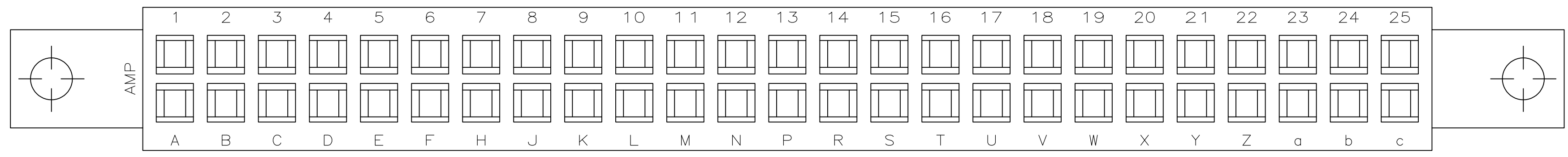


THIS DRAWING IS A CONTROLLED DOCUMENT.		DWN J. GALLUCCI BC 12-10-92	TE Connectivity																								
DIMENSIONS: MM(INCHES)		CHK H. ROSE 3/2/94																									
<table border="1"> <tr> <th>TOLERANCES UNLESS OTHERWISE SPECIFIED:</th> <th>0 PLC</th> <th>±</th> <th>-</th> </tr> <tr> <td>1 PLC</td> <td>±</td> <td>-</td> <td>-</td> </tr> <tr> <td>2 PLC</td> <td>±</td> <td>-</td> <td>-</td> </tr> <tr> <td>3 PLC</td> <td>±</td> <td>0.13 [.005]</td> <td>-</td> </tr> <tr> <td>4 PLC</td> <td>±</td> <td>-</td> <td>-</td> </tr> <tr> <td>ANGLES</td> <td>±</td> <td>-</td> <td>-</td> </tr> </table>		TOLERANCES UNLESS OTHERWISE SPECIFIED:	0 PLC	±	-	1 PLC	±	-	-	2 PLC	±	-	-	3 PLC	±	0.13 [.005]	-	4 PLC	±	-	-	ANGLES	±	-	-	APVD H. ROSE 3/2/94	NAME HOUSING, CRIMP SNAP TWIN LEAF, .156¢ WITH MOUNTING EARS
TOLERANCES UNLESS OTHERWISE SPECIFIED:	0 PLC	±	-																								
1 PLC	±	-	-																								
2 PLC	±	-	-																								
3 PLC	±	0.13 [.005]	-																								
4 PLC	±	-	-																								
ANGLES	±	-	-																								
MATERIAL GLASS FILLED POLYESTER COLOR: BLACK		FINISH -	RESTRICTED TO SIZE A1																								
CUSTOMER DRAWING		WEIGHT -	SCALE 4:1																								
		SIZE A1	CAGE CODE 00779																								
		DRAWING NO. 583859	REV AA2																								
		SHEET 1	OF 2																								



- 1 FIRST 22 POSITIONS MARKED WITH UPPER CASE LETTERS, FOLLOWED BY LOWER CASE LETTERS, FOLLOWED BY UPPERCASE AA,AB,AC ETC. CHARACTERS G,I,O AND Q ARE OMITTED. SEE TABLE FOR END CAVITY IDENTIFICATION.
- 2 PULL GROOVES OPTIONAL THESE LOCATIONS REF ONLY.
- 3 HOUSING PART NUMBER, UL & CSA LOGO'S TO BE MOLDED IN THIS AREA. UL LOGO PER 1-18838-3, CSA LOGO PER 1-18839-3.
- 4 CORING AT AMP'S OPTION REF ONLY.
- 5 HOT STAMP CUSTOMER PART NUMBER 2471-3190 IN THIS AREA FOR 1-583859-7 ONLY.
- 6 STAMPED WITH SPECIAL CAVITY IDENTIFICATION ON SIDES OF HOUSING.
- 7 $\phi 6.35 \pm 0.38 [.250 \pm 0.015]$ WHITE DOT IN LOWER LEFT HAND CORNER.
- 8 DATE CODE TO BE MOLDED IN THIS AREA



2-583859-5 6

OBSELETE	10 & L	.128	2.409	2.159	1.600	1.888	1.724	10	2-583859-8	
OBSELETE	14 & R	.128	3.033	2.783	2.224	2.512	2.348	14	2-583859-7	
OBSELETE	25 & c	.128	4.749	4.500	3.940	4.228	4.064	25	2-583859-5	
	36 & r	.128	6.465	6.215	5.656	5.944	5.780	36	2-583859-3	
	8 & J	.128	2.097	1.847	1.288	1.576	1.412	8	2-583859-1	
OBSELETE	24 & b	.128	4.593	4.343	3.784	4.072	3.908	24	1-583859-9	
OBSELETE	28 & f	.128	5.217	4.967	4.408	4.696	4.532	28	1-583859-7	
	12 & N	.128	2.721	2.471	1.912	2.200	2.036	12	1-583859-5	
	6 & F	.128	1.785	1.535	.976	1.264	1.100	6	1-583859-3	
OBSELETE	18 & V	.156	3.657	3.407	2.848	3.136	2.972	18	1-583859-1	
	10 & L	.128	2.409	2.159	1.600	1.888	1.724	10	583859-9	
	15 & S	.128	3.189	2.939	2.380	2.668	2.504	15	583859-7	
	18 & V	.128	3.657	3.407	2.848	3.136	2.972	18	583859-5	
	22 & Z	.128	4.281	4.031	3.472	3.760	3.596	22	583859-3	
	28 & f	.128	5.217	4.967	4.408	4.696	4.532	28	583859-1	
	END CAVITY IDENT		G	F	E	D	C	B	POSN	PART NUMBER

THIS DRAWING IS A CONTROLLED DOCUMENT. **STE** TE Connectivity

DIMENSIONS: mm [INCHES]	TOLERANCES UNLESS OTHERWISE SPECIFIED:	0 PLC ± .015	1 PLC ± .010	2 PLC ± .008	3 PLC ± .005	4 PLC ± .003	ANGLES ± .010	FINISH	
MATERIAL		WEIGHT		SCALE	4:1	SHEET	2 OF 2	REV	AA2

APVD: H ROSE 3/2/94
 NAME: HOUSING, CRIMP SNAP TWIN LEAF, .156" WITH MOUNTING EARS
 SIZE: A1
 CAGE CODE: 00779
 DRAWING NO: 583859
 CUSTOMER DRAWING

Mouser Electronics

Authorized Distributor

Click to View Pricing, Inventory, Delivery & Lifecycle Information:

[TE Connectivity:](#)

[1-583859-5](#)