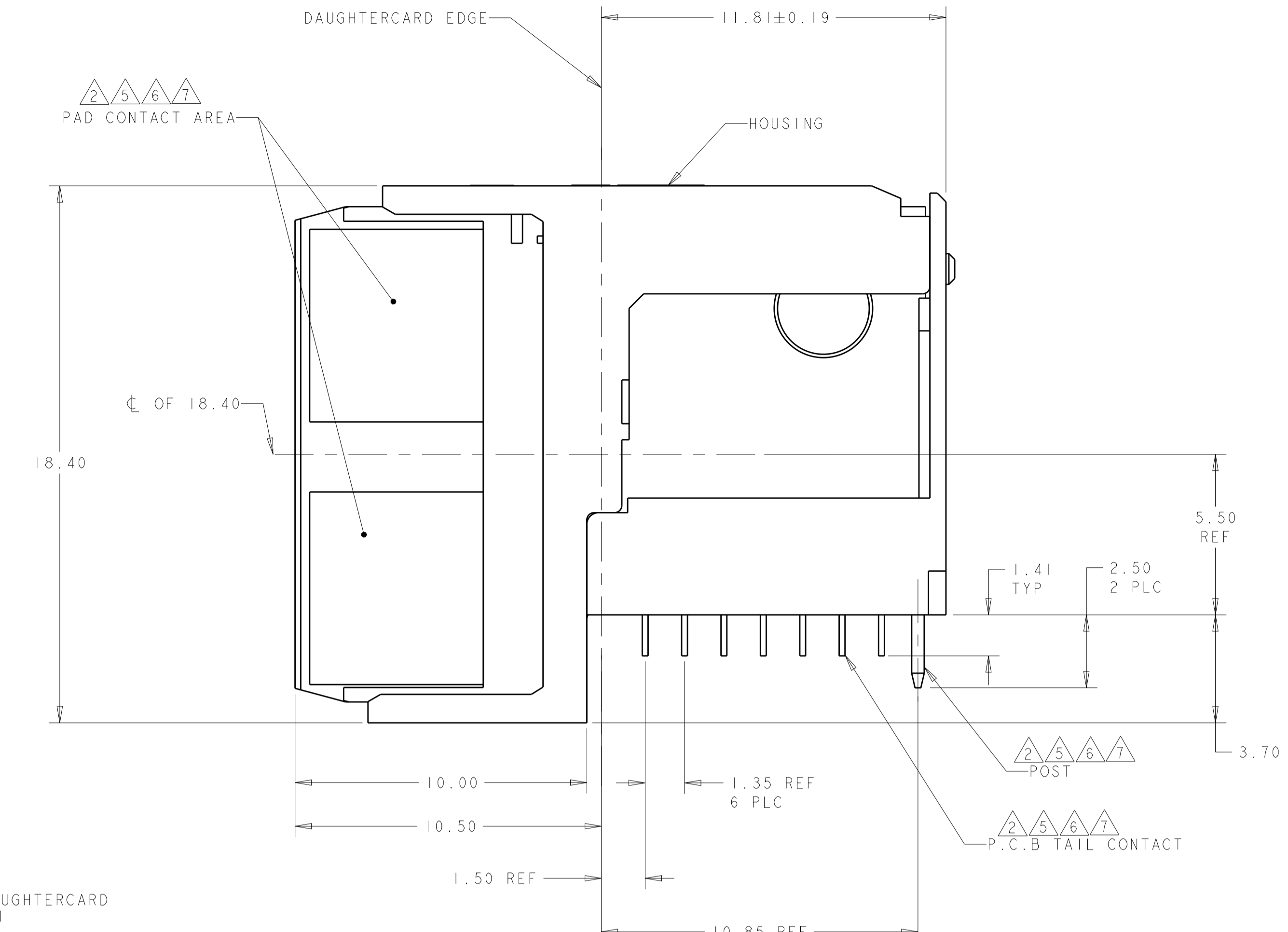
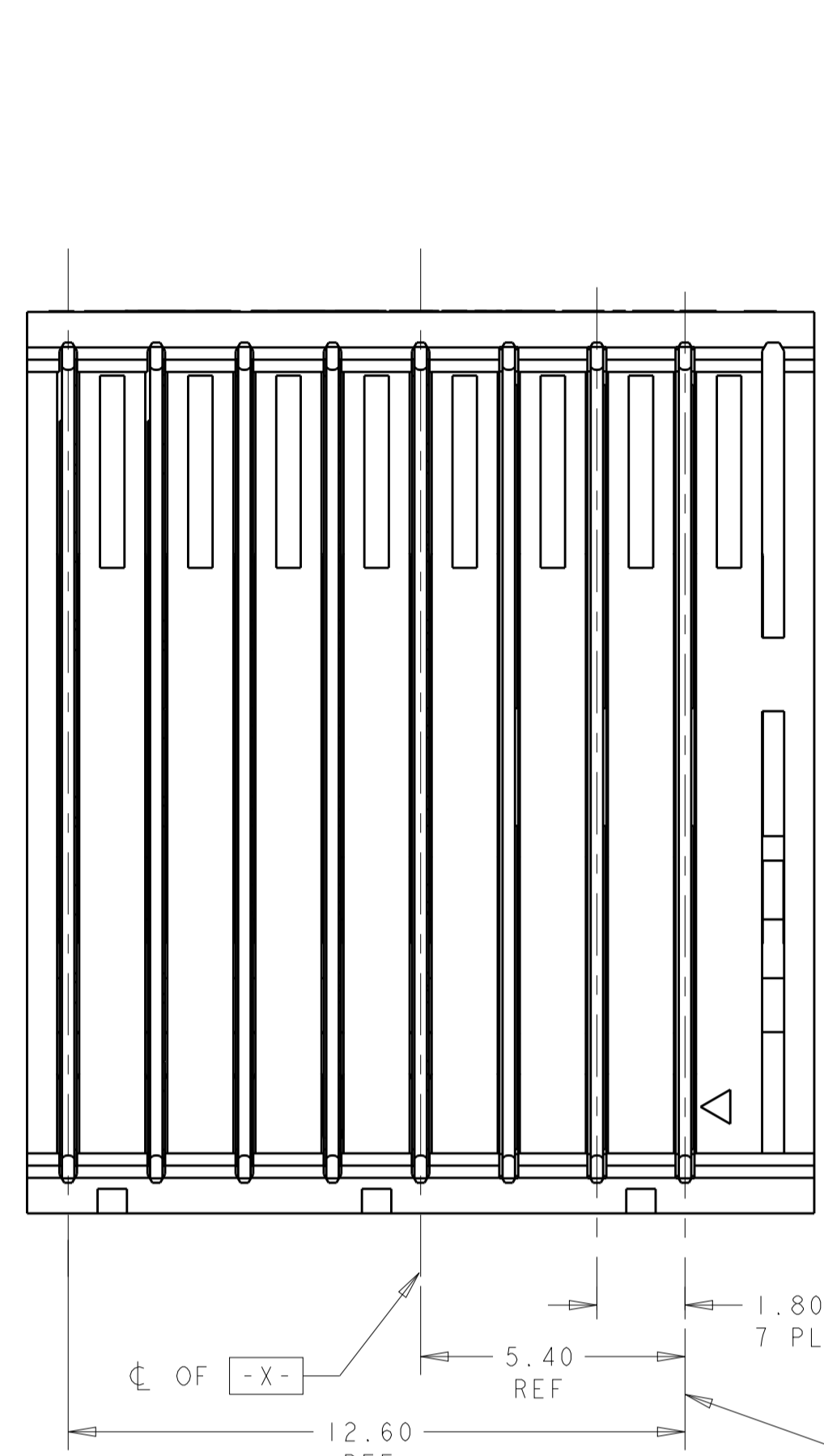


LOC		DIST		REVISIONS			
P	LTH	DESCRIPTION	DATE	OWN	APVD	CT	DH
E	REV PER ECO	14-014390	9-23-14	CT	DH		



- △ HOUSING: LCP, UL94V0, COLOR: BLACK.
CONTACT: PHOSPHOR BRONZE.
POST: BRASS WIRE
- △ CONTACT: 0.76µm MIN GOLD IN PAD CONTACT AREA, 1.27µm MIN TIN-LEAD ON PCB TAIL OVER 1.27µm MIN. NICKEL OVER ALL.
POST: 1.27µm MIN NICKEL PLATED.
- △ PLATE THROUGH HOLE PER TE SPEC. 114-13056 FIGURE 4.
- △ SEE TABLE 1 FOR INTERCONNECTIONS TO BACKPLANE CONNECTOR.
- △ CONTACT: 0.76µm MIN GOLD IN PAD CONTACT AREA, 1.27µm MIN TIN ON PCB TAIL OVER 1.27µm MIN. NICKEL OVER ALL.
POST: 1.27µm MIN NICKEL PLATED.
- △ CONTACT: 1.27µm MIN GOLD IN PAD CONTACT AREA, 1.27µm MIN TIN-LEAD ON PCB TAIL OVER 1.27µm MIN. NICKEL OVER ALL.
POST: 1.27µm MIN NICKEL PLATED.
- △ CONTACT: 1.27µm MIN GOLD IN PAD CONTACT AREA, 1.27µm MIN TIN ON PCB TAIL OVER 1.27µm MIN. NICKEL OVER ALL.
POST: 1.27µm MIN NICKEL PLATED.

TABLE 1
INTERCONNECTIONS WITH BACKPLANE CONNECTOR 1410186

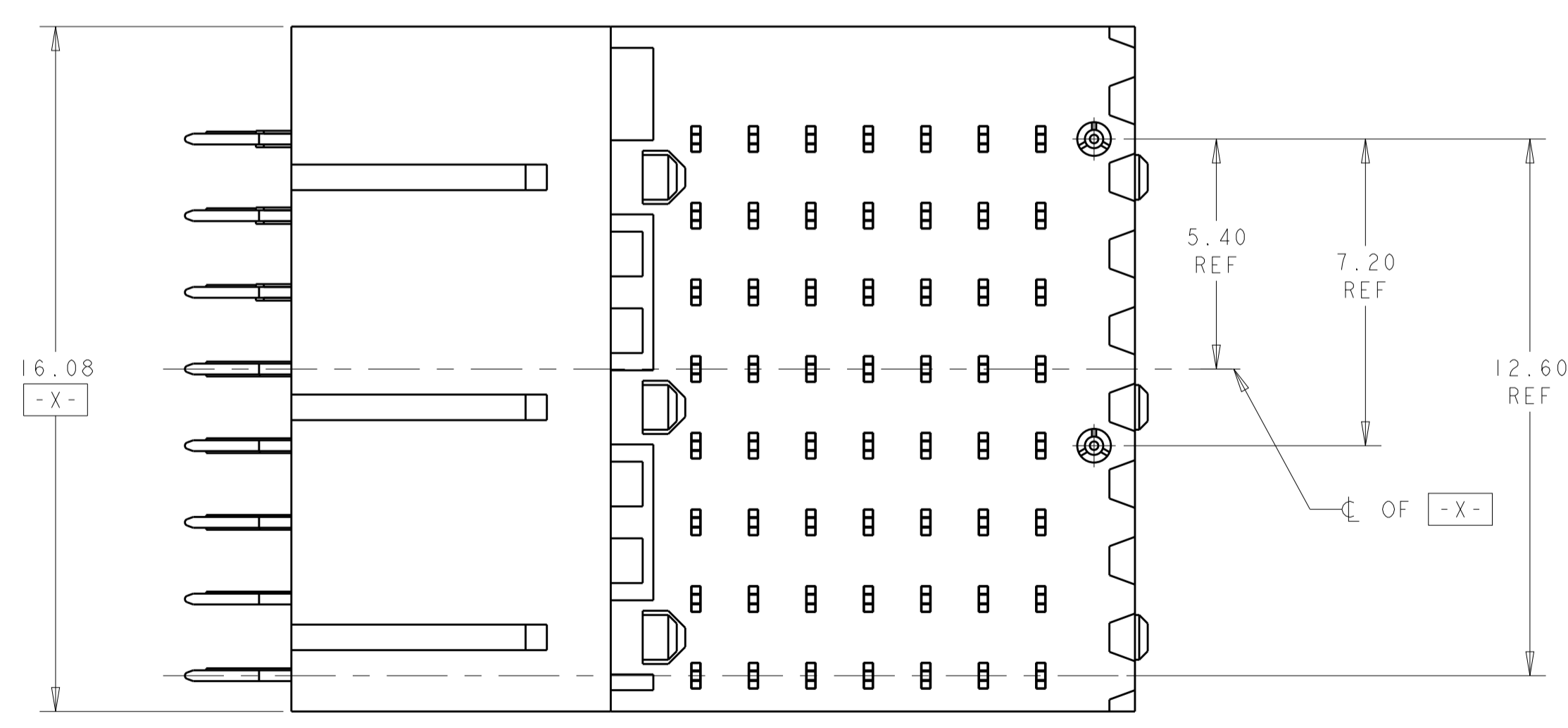
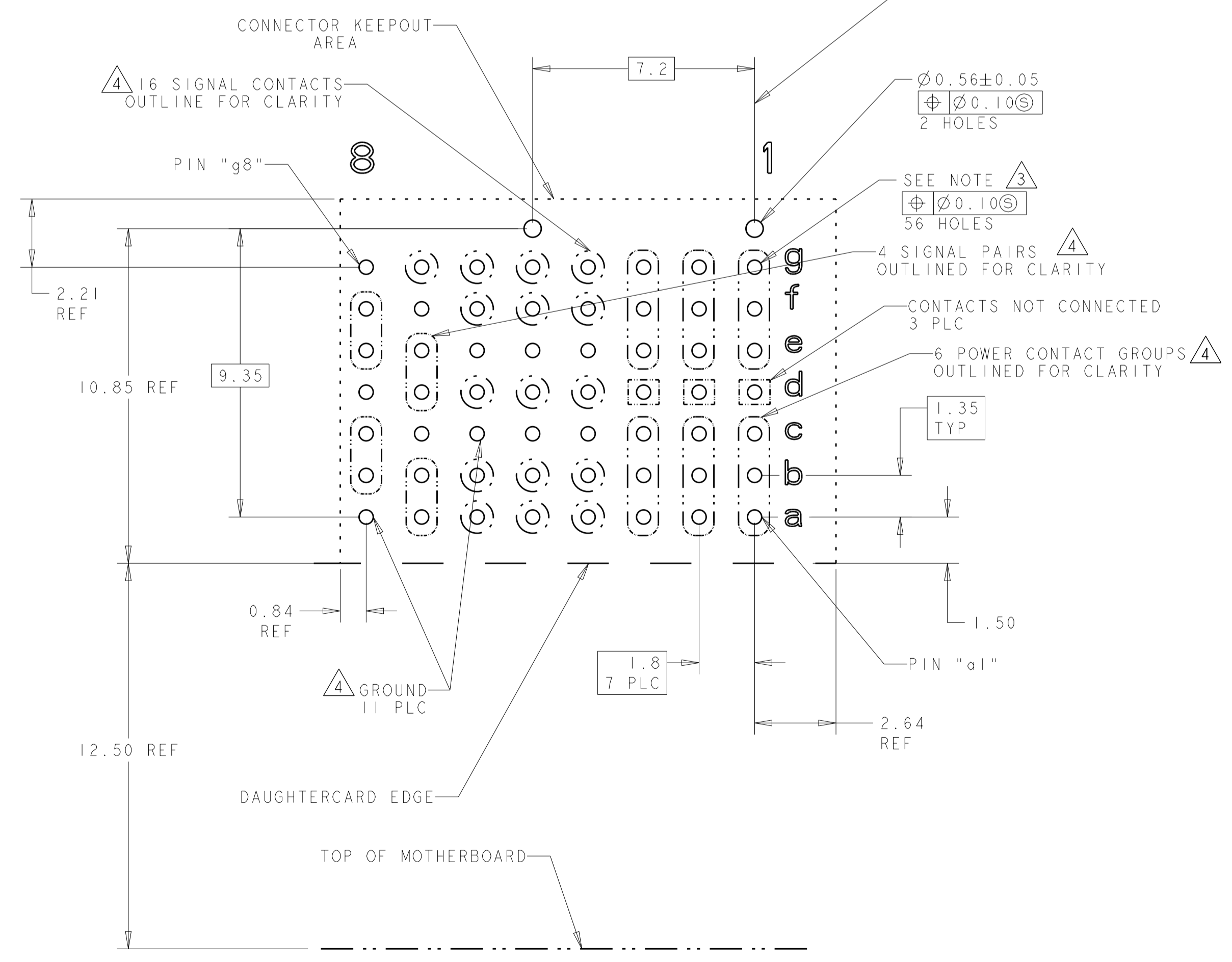
TYPICAL INTERCONNECTIONS FOR COLUMN (WAFER): 8		
CONTACT USAGE	DAUGHTERCARD CONNECTOR PIN	BACKPLANE CONNECTOR PIN
SIGNAL PAIR	bx	cx
	cx	dx
SIGNAL PAIR	ex	gx
	fx	hx
GROUPS	ax, dx, gx, (ALL COMMONED)	ax, bx, ex, fx, ix

TYPICAL INTERCONNECTIONS FOR COLUMN (WAFER): 7		
CONTACT USAGE	DAUGHTERCARD CONNECTOR PIN	BACKPLANE CONNECTOR PIN
SIGNAL PAIR	ax	ax
	bx	bx
SIGNAL PAIR	dx	ex
	ex	fx
SIGNAL	gx	ix
GROUPS	cx, fx (ALL COMMONED)	cx, dx, gx, hx

TYPICAL INTERCONNECTIONS FOR EACH COLUMN (WAFER): 4,5,6		
CONTACT USAGE	DAUGHTERCARD CONNECTOR PIN	BACKPLANE CONNECTOR PIN
SIGNAL	ax	bx
SIGNAL	bx	cx
SIGNAL	dx	ex
SIGNAL	fx	gx
SIGNAL	gx	hx
GROUPS	cx, ex, (ALL COMMONED)	ax, dx, fx, ix

TYPICAL INTERCONNECTIONS FOR EACH COLUMN (WAFER): 1,2,3		
CONTACT USAGE	DAUGHTERCARD CONNECTOR PIN	BACKPLANE CONNECTOR PIN
POWER	ax, bx, cx	ax, bx, cx, dx
POWER	ex, fx, gx	fx, gx, hx, ix
NOT CONNECTED	dx	ex

NOTE: "x" DESIGNATES THE COLUMN NUMBER



PC BOARD LAYOUT (CONNECTOR SIDE) SCALE 8:1

THIS DRAWING IS A CONTROLLED DOCUMENT.

OWN: L. SIPE	13FEB2004	TE Connectivity
CHK: J. CONSOLI	13FEB2004	
APVD: G. GRIFFITH	14MAR2006	NAME: RIGHT-ANGLE PLUG ASSEMBLY, 7 ROW HALF LEFT END, 20.3mm, MultiGig RT2, DAUGHTERCARD CONNECTOR, VITA 46
DIMENSIONS: mm	TOLERANCES UNLESS OTHERWISE SPECIFIED:	PRODUCT SPEC: 108-2072 APPLICATION SPEC: 114-13056 SIZE: CAGE CODE DRAWING NO: A100779 WEIGHT: - CUSTOMER DRAWING: -
MATERIAL: -	FINISH: -	RESTRICTED TO: - SCALE: 8:1 SHEET: 1 OF 1 REV: E

Mouser Electronics

Authorized Distributor

Click to View Pricing, Inventory, Delivery & Lifecycle Information:

[TE Connectivity:](#)

[1410189-1](#)