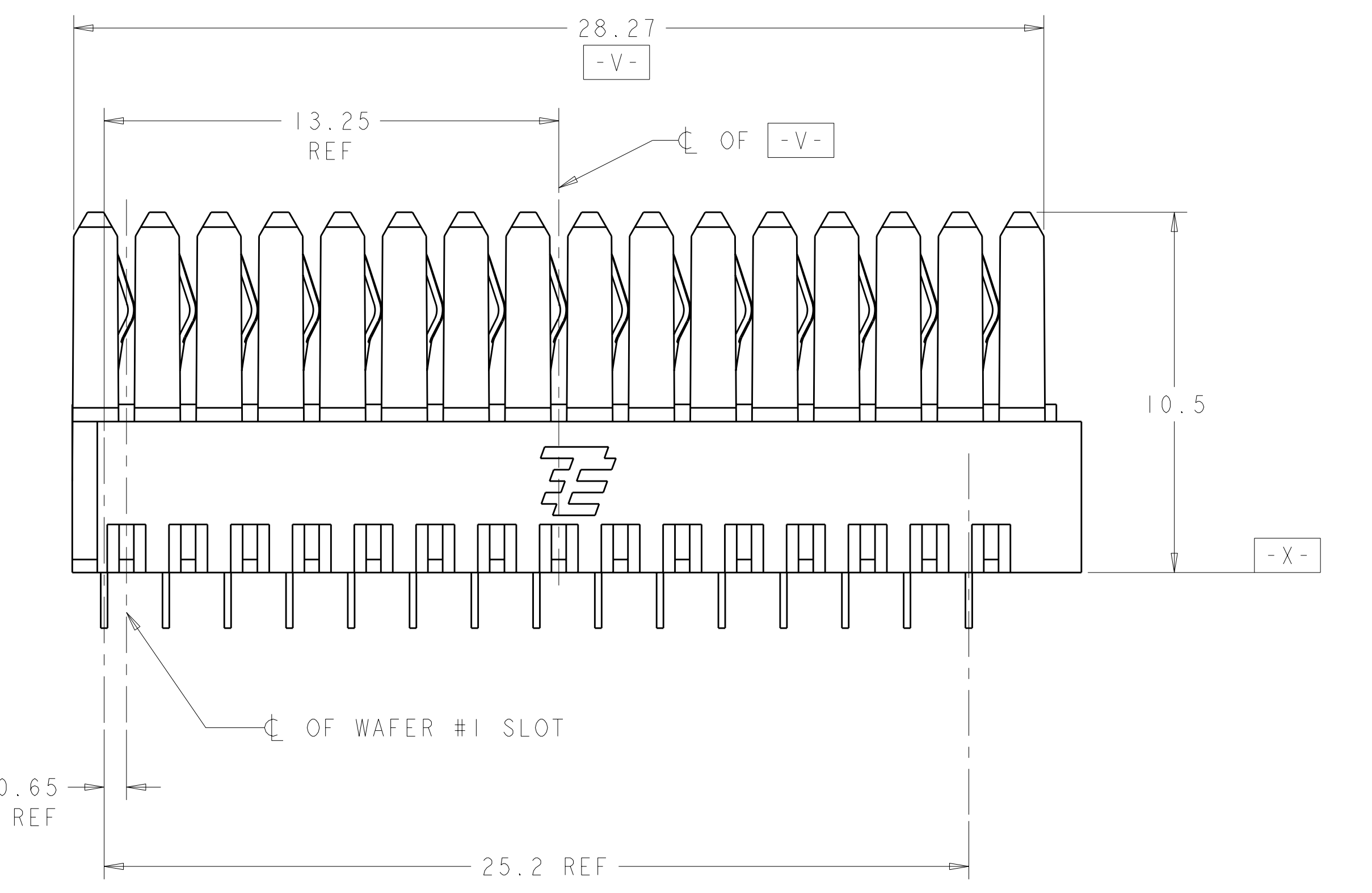
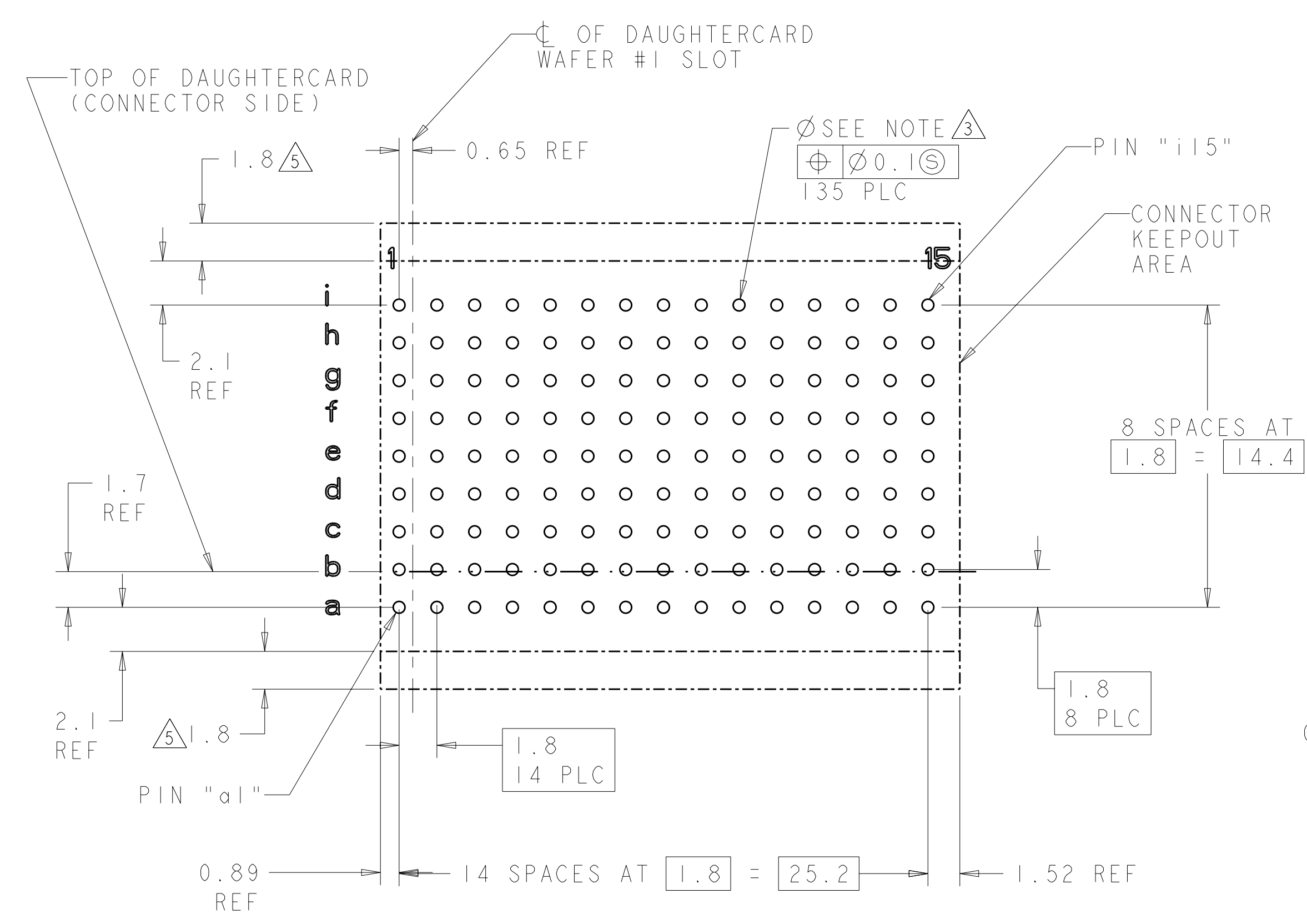
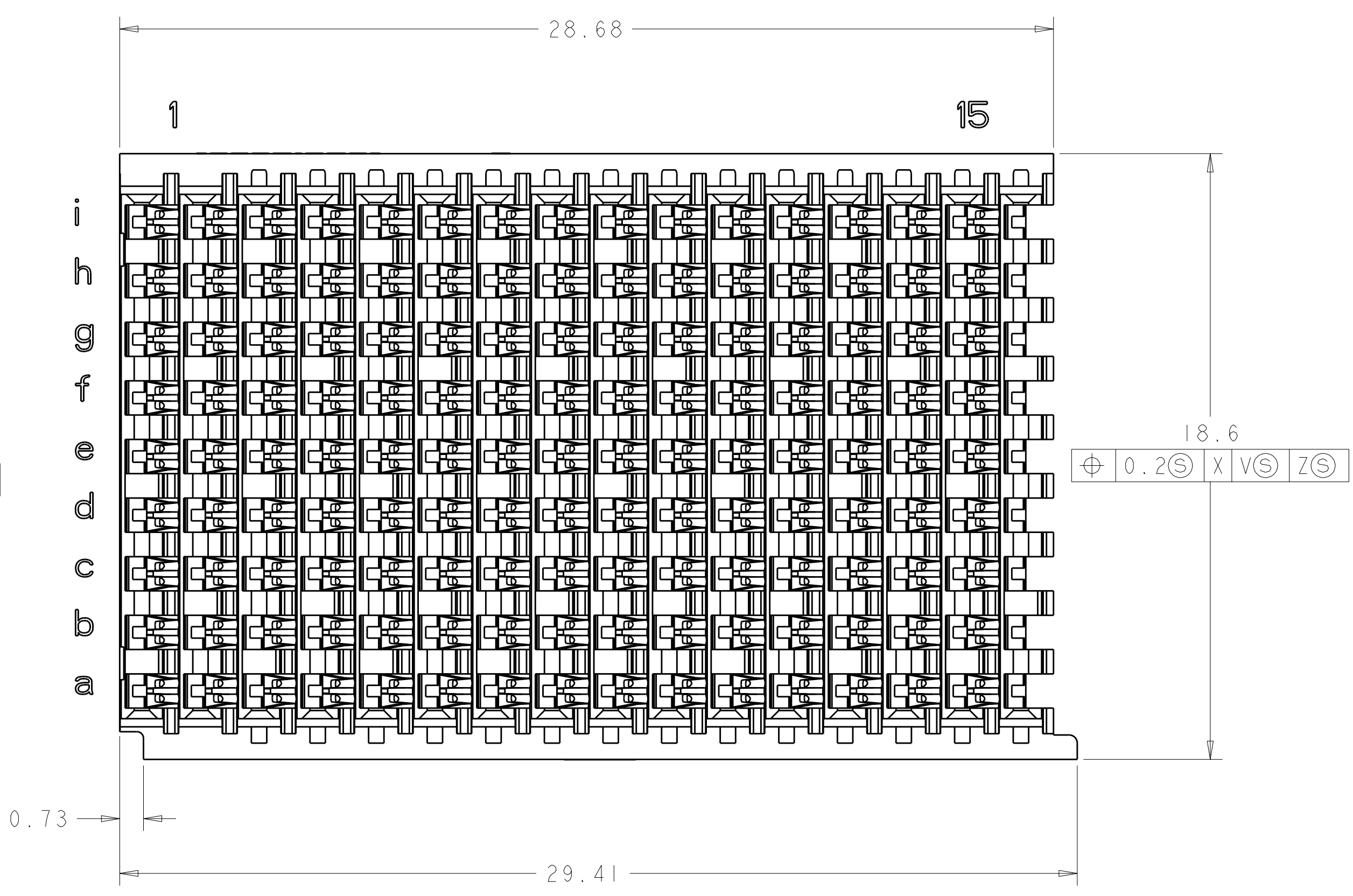
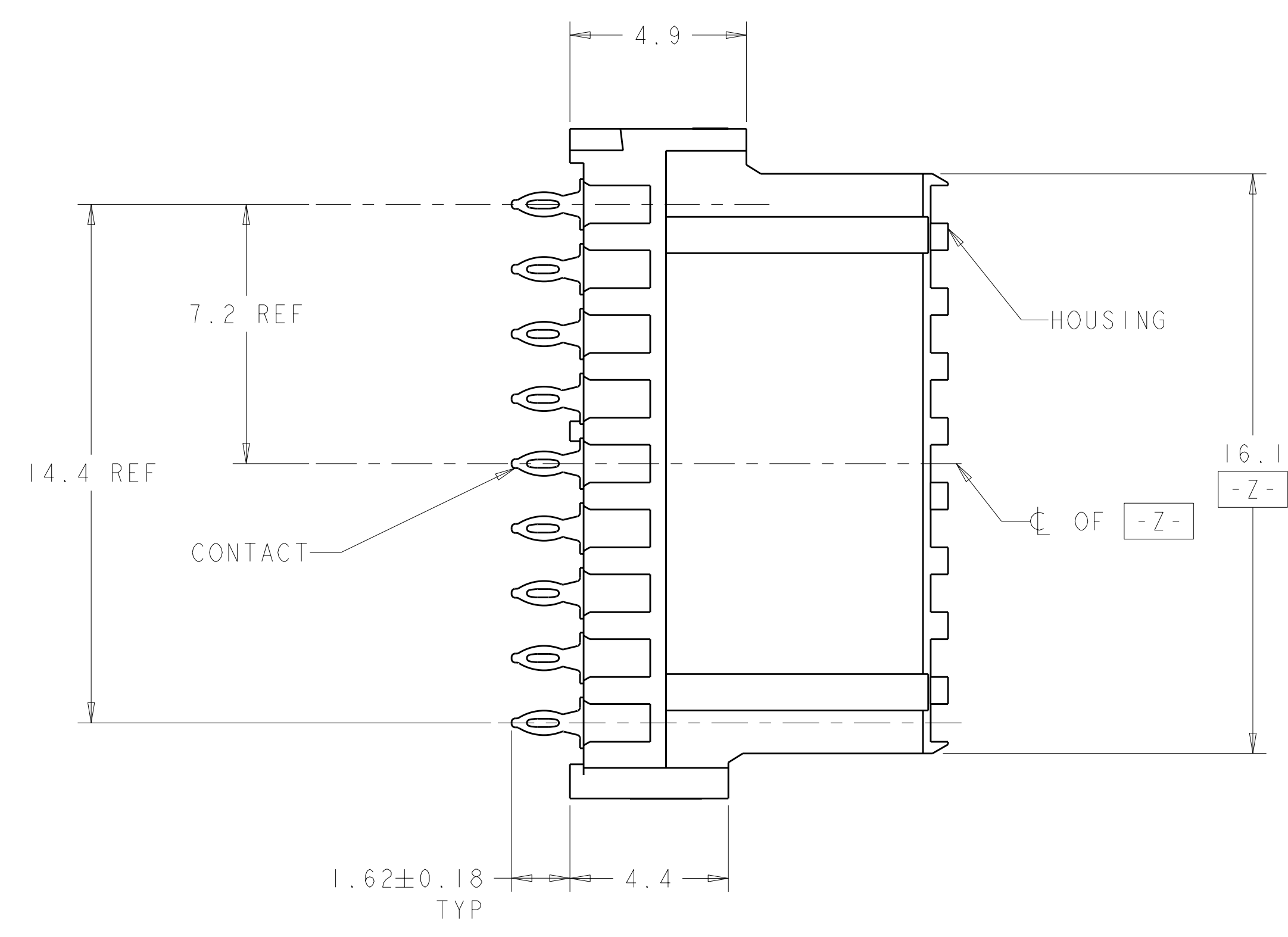


LOC	DIST	REV	DATE	BY	APPD
GP	00	B	08SEP2011	HMR	AS

- △ HOUSING: LCP, UL94V0, COLOR: BLACK. CONTACT: PHOSPHOR BRONZE.
- △ FINISH: 1.27µm GOLD IN CONTACT AREA 1.27µm MIN. TIN-LEAD ON PCB TAIL OVER 3.81µm MIN. NICKEL OVER ALL.
- △ MANUFACTURING TOLERANCE FOR $\varnothing 0.56 \pm 0.05$ DIAMETER FINISHED HOLE WITH Sn /PB PLATING:
 DRILLED HOLE = $\varnothing 0.65 \pm 0.02$
 COPPER PLATING = 0.025-0.050
 Sn PB PLATING = 0.0038-0.0124
 OR
 MANUFACTURING TOLERANCE FOR $\varnothing 0.575 \pm 0.05$ DIAMETER FINISHED HOLE WITHOUT Sn /PB PLATING:
 DRILLED HOLE = $\varnothing 0.65 \pm 0.02$
 COPPER PLATING = 0.025-0.050
- △ FINISH: 1.27µm GOLD IN CONTACT AREA 1.27µm MIN TIN ON PCB TAIL OVER 3.81µm MIN NICKEL OVER ALL.
- △ ADDITIONAL CONNECTOR-SIDE KEEPOUT AREA REQUIRED IF CONNECTOR-SIDE EXTRACTION TOOL IS TO BE USED.



PC BOARD LAYOUT (CONNECTOR SIDE) SCALE 5:1

△ 4	1410135-2
△ 2	1410135-1
PLATING	PART NO

THIS DRAWING IS A CONTROLLED DOCUMENT.

DIMENSIONS:	TOLERANCES UNLESS OTHERWISE SPECIFIED:	DWN	15OCT2002
mm	9 PLC ±	CHK	15OCT2002
	1 PLC ±0.5	J. CONSOLI	15OCT2002
	3 PLC ±0.13	APVD	15OCT2002
	5 PLC ±	J. CONSOLI	15OCT2002
	4 PLC ±	PRODUCT SPEC	
	ANGLES ±	108-2072	
	FINISH ±1°	APPLICATION SPEC	
MATERIAL:		114-13056	
		WEIGHT	
		CUSTOMER DRAWING	

NAME: CONNECTOR ASSEMBLY, BACKPLANE VERTICAL RECEPTACLE, CENTER, VITA 41 20.3mm, MultiGig RT 2

SIZE: CAGE CODE DRAWING NO. RESTRICTED TO: A100779C=1410135

SCALE: 8:1 SHEET 1 OF 1 REV B

Mouser Electronics

Authorized Distributor

Click to View Pricing, Inventory, Delivery & Lifecycle Information:

[TE Connectivity:](#)

[1410135-1](#)