

The background of the page is a photograph of a modern industrial factory floor. In the foreground, there are several large, white industrial machines with safety glass enclosures. Above these machines, there are complex systems of silver-colored pipes and conduits running across the ceiling. In the background, there are large windows with blinds, and more industrial equipment is visible. A large, semi-transparent circular graphic is overlaid on the right side of the image. A prominent red diagonal band runs across the lower half of the image, serving as a background for the title and product images.

Signal Towers Overview



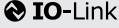
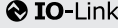








SIGNAL TOWERS

Whether for access control or use on machinery, systems and manual workstations - WERMA signal towers are available in a variety of colours, functions, sizes and shapes. Customers can find unique solutions with excellent design quality also for use in strict hygiene areas. Various escalation levels in the event of a problem can be signalled thanks to the multi-tier design of the signal towers. This allows employees in the vicinity to respond quickly to a malfunction and rectify the problem.

Select the ideal signal tower for your application on the following pages.

Overview Signal Towers

		TwinLIGHT TwinFLASH 	TwinLIGHT TwinFLASH 	
				
Modularity		modular	modular	modular
Technical details		KombiSIGN 40	KombiSIGN 72	KombiSIGN 71
Diameter		40 mm	70 mm	70 mm
Dimensions	Ø x Height (max.)	40 mm x 313 mm	70 mm x 323 mm	70 mm x 323 mm
	L x H x W	–	–	–
Voltage	12 V	–	–	–
	24 V	✓	✓	✓
	115 V	–	–	✓
	230 V	–	–	✓
Protection rating		IP 66	IP 65	IP 65
Operating temperature	-20°C...+50°C	✓	✓	✓
	-30°C...+50°C	✓	–	–
	-30°C...+60°C	✓	✓	–
Number of optical tiers possible		1-5	1-5	1-5
Light effect	Permanent light	✓ (TwinLIGHT)	✓ (TwinLIGHT)	✓
	Permanent light ultrabright	–	–	✓
	Blinking light	✓ (TwinLIGHT)	✓ (TwinLIGHT)	✓
	Flash/Double flash/EVS	✓ (TwinFLASH)	✓ (TwinFLASH)	✓
	Rotating light	–	–	✓
	Multicolour	✓ (TwinFLASH)	✓ (TwinFLASH)	✓
Tone type		2/8 tone siren	2 tone siren/ sirens/ Vocal element	2/8 tone siren/ sirens/ Vocal element
Max. dB		95 dB	105 dB	105 dB
Mounting (without accessories)	Tube mounting	✓	✓	✓
	Base mounting	✓	✓	✓
	Single hole mounting	✓	–	–
	Bracket mounting	–	–	–
Housing colour	black	✓	✓	✓
	grey	✓	✓	–
Connection method	Spring type/push-in terminal	✓	✓	✓
	M12 Connector	–	–	✓
	Flying lead	–	–	–
Interface		IO Link	Asi, USB, IO Link, SmartMONITOR, AndonSPEED	Asi, USB, SmartMONITOR, AndonSPEED

				
Modularity		pre-assembled	pre-assembled	pre-assembled
Technical details		KOMPAKT 37	ClearSIGN	CleanSIGN
Diameter		37,5 mm	40 mm	70 mm
Dimensions	Ø x Height (max.)	37,5 mm x 230 mm	104 mm x 320 mm	—
	L x H x W	—	—	152 mm x 485 mm x 112 mm
Voltage	12 V	✓	—	—
	24 V	✓	✓	✓
	115 V	—	—	—
	230 V	—	—	—
Protection rating		IP 65	IP 66	IP 67/IP 69k
Operating temperature	-20°C...+50°C	✓	✓	✓
	-30°C...+50°C	—	—	✓
	-30°C...+60°C	—	—	—
Number of optical tiers possible		1-5	4	3
Light effect	Permanent light	✓	✓	✓
	Permanent light ultrabright	—	—	—
	Blinking light	—	—	✓
	Flash/Double flash/EVS	—	—	✓
	Rotating light	—	—	—
	Multicolour	—	✓	✓
Tone type		Pulse tone	Continuous tone	Continuous tone
Max. dB		85 dB	85 dB	85 dB
Mounting (without accessories)	Tube mounting	—	—	—
	Base mounting	—	✓	✓
	Single hole mounting	✓	—	—
	Bracket mounting	—	—	✓
Housing colour	black	✓	—	✓
	grey	✓	✓	—
Connection method	Spring type/push-in terminal	—	✓	—
	M12 Connector	✓	—	—
	Flying lead	✓	—	✓
Interface		—	IO Link	—

KombiSIGN 40 - Modular Signal Tower

The new, modular KombiSIGN 40 has been designed with mechanical engineers and automation specialists in mind who not only want to rely on safe and reliable signals but also have their eye on cost in terms of assembly, logistics and worldwide part provision. Available in DesignLOOK or ClassicLOOK. Optionally available with IO-Link technology.

- Save up to 50% on installation time thanks to self-explanatory connections and intuitive mechanics
- TwinLIGHT and TwinFLASH combine two easily selectable light effects in one element
- Clearly visible from all positions thanks to the OmniVIEW lens with no blind spots

TwinLIGHT
TwinFLASH



MODULAR SIGNAL TOWERS

Optical and audible signal elements can be combined flexibly in the modular signal towers. The modular design also enables customers to retrofit other elements separately when required.

- 1 Select the required optical or audible elements or select a pre-configured signal tower.
- 2 Select the terminal element.
- 3 Where appropriate, select up to two extension tubes. Can be installed between the terminal element and the mounting adapter.
- 4 Select the appropriate mounting option for your application.
- 5 Where appropriate, select the bracket.










KombiSIGN 40 - Quickfinder 24 V AC/DC

ClassicLOOK

1

 8 tone siren Order no. 635 810 75	 TwinLIGHT white Order no. 634 430 75 TwinFLASH white Order no. 634 440 55
 2 tone siren Order no. 635 800 75	 TwinLIGHT blue Order no. 634 510 75 TwinFLASH blue Order no. 634 520 55
 TwinLIGHT red Order no. 634 110 75 TwinFLASH red Order no. 634 120 55	 LED permanent light multicolour Order no. 634 450 55
 TwinLIGHT green Order no. 634 210 75 TwinFLASH green Order no. 634 220 55	 Pre-assembled signal tower TwinLIGHT green/yellow/red Order no. 639 300 01 --> continue with 4
 TwinLIGHT yellow Order no. 634 310 75 TwinFLASH yellow Order no. 634 320 55	

DesignLOOK


 8 tone siren Order no. 635 710 75	 TwinLIGHT white Order no. 634 430 75 TwinFLASH white Order no. 634 440 55
 2 tone siren Order no. 635 700 75	 TwinLIGHT blue Order no. 634 530 75 TwinFLASH blue Order no. 634 540 55
 TwinLIGHT red Order no. 634 130 75 TwinFLASH red Order no. 634 140 55	 LED permanent light multicolour Order no. 634 450 55
 TwinLIGHT green Order no. 634 230 75 TwinFLASH green Order no. 634 240 55	 Pre-assembled signal tower TwinLIGHT green/yellow/red Order no. 639 301 01 --> continue with 4
 TwinLIGHT yellow Order no. 634 330 75 TwinFLASH yellow Order no. 634 340 55	


2

 Terminal element Order no. 630 800 75

 Terminal element Order no. 630 700 75

3

 Extension tube Order no. 960 630 03

 Extension tube Order no. 960 630 07

4

Tube mounting	Single hole mounting	Base mounting
 Adapter for Tube mounting Order no. 630 830 00	 Adapter for Single hole mounting Order no. 630 820 00	 Adapter for Base mounting Order no. 630 810 00

Tube mounting	Single hole mounting	Base mounting
 Adapter for Tube mounting Order no. 630 730 00	 Adapter for Single hole mounting Order no. 630 720 00	 Adapter for Base mounting Order no. 630 710 00

5

 Bracket for assembly on aluminium profiles Order no. 960 630 02	 Bracket for concealed cable entry Order no. 960 630 01
---	--

 Bracket for assembly on aluminium profiles Order no. 960 630 06	 Bracket for concealed cable entry Order no. 960 630 05
---	--

You can find more accessories in our signal tower configurator at www.werma.com as well as the most popular pre-assembled signal tower options with just one part number (also available for KombiSIGN 72 and 71).

KombiSIGN 72 - Modular Signal Tower

There is no need to compromise with the KombiSIGN 72, because this product combines quick installation, excellent visibility and the highest level of flexibility. This saves time and money with regard to installation and order logistics.

- Smooth surfaces prevent dirt gathering and make cleaning easy
- Easy, intuitive installation - incorrect assembly is practically impossible (Poka Yoke)
- High-tech: the Signal Towers can easily be retro-fitted with SmartMONITOR (smart MDE alternative) or AndonSPEED (call for action system)
- TwinLIGHT and TwinFLASH combine two easily selectable light effects in one element



TwinLIGHT
TwinFLASH



- 1 Select the required optical or audible elements or select a pre-configured signal tower.
- 2 Select the appropriate mounting option for your application.
- 3 Select the correct terminal element for your mounting option.
- 4 Where appropriate, select a base and the desired tube length (only for tube mounting).
- 5 Where appropriate, select the bracket and the contact box.

ClassicLOOK - pre-assembled

Base mounting



Tube mounting



DesignLOOK - pre-assembled

Base mounting



Tube mounting



KombiSIGN 72 - Quickfinder 24 V AC/DC

ClassicLOOK

1

 2 tone siren Order no. 645 870 75	 TwinLIGHT yellow Order no. 647 310 75 TwinFLASH yellow Order no. 647 320 55
 TwinLIGHT red Order no. 647 110 75 TwinFLASH red Order no. 647 120 55	 TwinLIGHT white Order no. 647 430 75 TwinFLASH white Order no. 647 440 55
 TwinLIGHT green Order no. 647 210 75 TwinFLASH green Order no. 647 220 55	 TwinLIGHT blue Order no. 647 510 75 TwinFLASH blue Order no. 647 520 55

DesignLOOK

 2 tone siren Order no. 645 770 75	 TwinLIGHT yellow Order no. 647 330 75 TwinFLASH yellow Order no. 647 340 55
 TwinLIGHT red Order no. 647 130 75 TwinFLASH red Order no. 647 140 55	 TwinLIGHT white Order no. 647 430 75 TwinFLASH white Order no. 647 440 55
 TwinLIGHT green Order no. 647 230 75 TwinFLASH green Order no. 647 240 55	 TwinLIGHT blue Order no. 647 530 75 TwinFLASH blue Order no. 647 540 55



2

Base mounting	Tube mounting
----------------------	----------------------


2

Base mounting	Tube mounting
----------------------	----------------------

3

 Terminal element with CAGE CLAMP® technology Order no. 640 800 00	 Terminal element with CAGE CLAMP® technology Order no. 640 810 00
---	---

3

 Terminal element with CAGE CLAMP® technology Order no. 640 900 00	 Terminal element with CAGE CLAMP® technology Order no. 640 910 00
--	---

4

 Base with integrated tube Order no. 975 840 10	<p>Tube Ø 25 mm, all anodized Order no.</p> <p>100 mm long 975 845 10 250 mm long 975 840 25 400 mm long 975 840 40 600 mm long 975 840 60 800 mm long 975 840 80 1000 mm long 975 840 03</p> <p>Base for tube, plastic Order no. 975 840 90</p> <p>Base for tube, metal Order no. 975 840 91</p>
---	---





4

 Base with integrated tube Order no. 960 000 51	<p>Tube Ø 25 mm, all anodized Order no.</p> <p>100 mm long 975 845 10 250 mm long 975 840 25 400 mm long 975 840 40 600 mm long 975 840 60 800 mm long 975 840 80 1000 mm long 975 840 03</p> <p>Base for tube, plastic Order no. 960 000 50</p>
--	---

5

 Bracket for base mounting Order no. 960 000 02	 Bracket for base mounting with concealed cable entry Order no. 960 000 14
 Bracket for 1-sided mounting Order no. 975 840 85	 Bracket for tube mounting Order no. 960 000 01
 Bracket for 2-sided mounting Order no. 975 840 86	

5

 Bracket for base mounting Order no. 960 000 53	 Bracket for base mounting with concealed cable entry Order no. 960 000 55
 Bracket for 1-sided mounting Order no. 960 000 52	 Bracket for tube mounting Order no. 960 000 54

You can find more accessories in our signal tower configurator at www.werma.com as well as the most popular pre-assembled signal tower options with just one part number (also available for KombiSIGN 40 and 71).

KombiSIGN 71 - Modular Signal Tower

Profit from the wide range of optical and audible signal elements with the modular KombiSIGN 71. Its patented bayonet locking mechanism makes it easy to assemble and disassemble as well as exchange elements in a matter of seconds.

- A wide range of accessories ensures maximum flexibility
- High-tech: The Signal Towers can easily be retrofitted with SmartMONITOR (intelligent MDE alternative) or AndonSPEED (call for action system)



- 1 Select the required optical or audible elements or select a pre-configured signal tower.
- 2 Select the appropriate mounting option for your application.
- 3 Select the correct terminal element for your mounting option.
- 4 Where appropriate, select a base and the desired tube length (only for tube mounting).
- 5 Where appropriate, select the bracket and the contact box.

Pre-assembled signal towers

Base mounting	Tube mounting	Base mounting	Tube mounting
 <p>LED permanent light - green/red 24 V AC/DC Order no. 649 240 04</p>	 <p>LED permanent light - green/red 24 V AC/DC Order no. 649 240 06</p>	 <p>LED permanent light - green/yellow/red 24 V AC/DC Order no. 649 240 02</p>	 <p>LED permanent light - green/yellow/red 24 V AC/DC Order no. 649 240 05</p>

KombiSIGN 71 - Quickfinder 24 V AC/DC


1

	Buzzer Order no. 645 800 75 8 tone siren Order no. 645 820 75		LED permanent light yellow Order no. 644 300 75 LED blinking light yellow Order no. 644 310 75		LED permanent light white Order no. 644 400 75 LED blinking light white Order no. 644 410 75
	LED permanent light red Order no. 644 100 75 LED blinking light red Order no. 644 110 75		LED permanent light green Order no. 644 200 75 LED blinking light green Order no. 644 210 75		LED permanent light blue Order no. 644 500 75 LED blinking light blue Order no. 644 510 75

2

Base mounting	Tube mounting
----------------------	----------------------

3

	Terminal element with CAGE CLAMP® technology Order no. 640 800 00		Terminal element with CAGE CLAMP® technology Order no. 640 810 00
	Screw terminal Order no. 640 820 00		Screw terminal Order no. 640 830 00
	Terminal element M12 Order no. 640 850 55		Terminal element M12 Order no. 640 860 55

4

	Tube with clamp Order no. 960 000 18		Adapter für Single hole mounting Order no. 960 000 25		Base with integrated tube Order no. 975 840 10	<p>Tube Ø 25 mm, all anodized Order no.</p> <table border="0"> <tr><td>100 mm long</td><td>975 845 10</td></tr> <tr><td>250 mm long</td><td>975 840 25</td></tr> <tr><td>400 mm long</td><td>975 840 40</td></tr> <tr><td>600 mm long</td><td>975 840 60</td></tr> <tr><td>800 mm long</td><td>975 840 80</td></tr> <tr><td>1000 mm long</td><td>975 840 03</td></tr> </table>	100 mm long	975 845 10	250 mm long	975 840 25	400 mm long	975 840 40	600 mm long	975 840 60	800 mm long	975 840 80	1000 mm long	975 840 03
100 mm long	975 845 10																	
250 mm long	975 840 25																	
400 mm long	975 840 40																	
600 mm long	975 840 60																	
800 mm long	975 840 80																	
1000 mm long	975 840 03																	
			Base for tube, plastic Order no. 975 840 90		Base for tube, metal Order no. 975 840 91													
			Foldaway Base Order no. 960 000 30		Foldaway Base Order no. 960 009 12													
			Tube Ø 25 mm, plastic, only for Foldaway Base, 45 mm long Order no. 960 000 31															

5

	Contact box for cable exit at side Order no. 975 840 01		Contact box for cable exit at side Order no. 975 840 01
	Bracket for base mounting Order no. 960 000 02		Contact box with magnetic base and cable exit at side Order no. 975 840 04
	Bracket for 1-sided mounting Order no. 975 840 85		Bracket for base mounting with concealed cable entry Order no. 960 000 14
	Bracket for 2-sided mounting Order no. 975 840 86		Bracket for tube mounting Order no. 960 000 01
	Corner fixing bracket Order no. 960 000 41		Corner fixing bracket Order no. 960 000 41

Further options for light elements, audible elements, accessories and voltages can be found at www.verma.com or in the current catalogue. Here you will also find the most popular pre-assembled signal tower options with just one part number (also available for KombiSIGN 40 and 72).

ClearSIGN - Pre-assembled Signal Tower

The pre-assembled ClearSIGN signal tower combines industry design with the latest cutting-edge LED technology and innovative interfaces. The signal tower is ideally suited to modern industrial environments.

- With 4 tiers
- Maximum range of colours using RGB Technology
- Visual display of fill levels and temperature conditions
- Set colours and light effects according to your needs with the IO-Link version

Buzzer module
Order no. **656 000 55**

red/yellow/green/blue
Order no. **656 000 03**

RGB
Order no. **656 100 01**

IO Link without buzzer
Order no. **656 100 02**

IO Link Version with buzzer
Order no. **656 100 03**

PRE-ASSEMBLED SIGNAL TOWERS

Pre-assembled signal towers from WERMA come ready assembled and can be ordered as a compact unit with just one single number. Impressive features include their stylish design and diverse installation options, allowing them to be used in a wide range of areas.



CleanSIGN - Pre-assembled Signal Tower

The CleanSIGN signal tower has been specifically developed and certified for use in clean rooms, food and hygiene areas as well as the pharmaceutical industry. The signal tower ensures maximum safety in these environments by reducing the risk of contamination.

- Easy-to-clean, hygienic design for optimal cleaning and disinfection
- Ensures food safety through the absence of uneven surfaces, elevated or countersunk elements where dirt can accumulate
- Use of food safe materials and resistant to cleaning agents (FDA approved)



Wall mounting



red/green/yellow
Order no. **695 300 55**

RGY
Order no. **695 200 55**

RGB
Order no. **695 000 55**

Base/Ceiling mounting



red/green/yellow
Order no. **695 310 55**

RGY
Order no. **695 210 55**

RGB
Order no. **695 010 55**

KOMPAKT 37- Pre-assembled Signal Tower

The streamline KOMPAKT 37 can be ordered pre-assembled with just one single order number. It is also available with a M12 plug or cable connection, making it the perfect signal tower for whatever the application.

- With 1 to 5 tiers
- Up to six levels of signal escalation possible – including an audible signal
- In ClassicLOOK or DesignLOOK to suit all machine surfaces
- Clearly visible from all positions thanks to the OmniVIEW lens with no blind spots



- 1 Select the signal tower of your choice with or without buzzer, with the appropriate connection, housing colour, voltage and number of tiers.
- 2 Select up to two extension tubes.
- 3 Select the appropriate fixing accessories for your application, using for example a tube and base or a bracket mounting.
- 4 Where appropriate, select the bracket and the contact box.

ClassicLOOK without buzzer

DesignLOOK without buzzer

1	ClassicLOOK without buzzer		DesignLOOK without buzzer	
	Plug	Cable	Plug	Cable
	2 tier (green/red) Order no. 698 220 75	2 tier (green/red) Order no. 698 120 75	2 tier (green/red) Order no. 698 420 75	2 tier (green/red) Order no. 698 320 75
	2 tier (yellow/red) Order no. 698 230 75	2 tier (yellow/red) Order no. 698 130 75	2 tier (yellow/red) Order no. 698 430 75	2 tier (yellow/red) Order no. 698 330 75
	3 tier (green/yellow/red) Order no. 698 210 75	3 tier (green/yellow/red) Order no. 698 110 75	3 tier (green/yellow/red) Order no. 698 410 75	3 tier (green/yellow/red) Order no. 698 310 75
	4 tier (clear/green/yellow/red) Order no. 698 240 75	4 tier (clear/green/yellow/red) Order no. 698 140 75	4 tier (clear/green/yellow/red) Order no. 698 440 75	4 tier (clear/green/yellow/red) Order no. 698 340 75
	4 tier (blue/green/yellow/red) Order no. 698 250 75	4 tier (blue/green/yellow/red) Order no. 698 150 75	4 tier (blue/green/yellow/red) Order no. 698 450 75	4 tier (blue/green/yellow/red) Order no. 698 350 75
	5 tier (blue/clear/green/yellow/red) Order no. 698 260 75	5 tier (blue/clear/green/yellow/red) Order no. 698 160 75	5 tier (blue/clear/green/yellow/red) Order no. 698 460 75	5 tier (blue/clear/green/yellow/red) Order no. 698 360 75

Continue with 2 - see next page.
Further voltage options can be found on our signal configurator at www.werma.com.

KOMPAKT 37 - Quickfinder 24 V AC/DC

ClassicLOOK with buzzer

DesignLOOK with buzzer

1	<p>Plug</p> <p>1 tier (red) Order no. 699 610 75</p> <p>1 tier (yellow) Order no. 699 630 75</p> <p>2 tier (green/red) Order no. 699 220 75</p> <p>2 tier (yellow/red) Order no. 699 230 75</p> <p>3 tier (green/yellow/red) Order no. 699 210 75</p> <p>4 tier (clear/green/yellow/red) Order no. 699 240 75</p> <p>4 tier (blue/green/yellow/red) Order no. 699 250 75</p> <p>5 tier (blue/clear/green/yellow/red) Order no. 699 260 75</p>	<p>Cable</p> <p>2 tier (green/red) Order no. 699 120 75</p> <p>2 tier (yellow/red) Order no. 699 130 75</p> <p>3 tier (green/yellow/red) Order no. 699 110 75</p> <p>4 tier (clear/green/yellow/red) Order no. 699 140 75</p> <p>4 tier (blue/green/yellow/red) Order no. 699 150 75</p> <p>5 tier (blue/clear/green/yellow/red) Order no. 699 160 75</p> 	<p>Plug</p> <p>1 tier (red) Order no. 699 810 75</p> <p>1 tier (yellow) Order no. 699 830 75</p> <p>2 tier (green/red) Order no. 699 420 75</p> <p>2 tier (yellow/red) Order no. 699 430 75</p> <p>3 tier (green/yellow/red) Order no. 699 410 75</p> <p>4 tier (clear/green/yellow/red) Order no. 699 440 75</p> <p>4 tier (blue/green/yellow/red) Order no. 699 450 75</p> <p>5 tier (blue/clear/green/yellow/red) Order no. 699 460 75</p>	<p>Cable</p> <p>2 tier (green/red) Order no. 699 320 75</p> <p>2 tier (yellow/red) Order no. 699 330 75</p> <p>3 tier (green/yellow/red) Order no. 699 310 75</p> <p>4 tier (clear/green/yellow/red) Order no. 699 340 75</p> <p>4 tier (blue/green/yellow/red) Order no. 699 350 75</p> <p>5 tier (blue/clear/green/yellow/red) Order no. 699 360 75</p> 		
	<p>2</p>  <p>Extension tube Order no. 960 698 02</p>	 <p>Extension tube Order no. 960 698 04</p>				
3	<p>Single hole mounting</p>  <p>Bracket for base mounting Order no. 960 630 02</p>	<p>Bracket mounting</p>	<p>Base mounting</p>  <p>Base with integrated tube Order no. 960 698 01</p>	<p>Single hole mounting</p>  <p>Bracket for base mounting Order no. 960 630 06</p>	<p>Bracket mounting</p>	<p>Base mounting</p>  <p>Base with integrated tube Order no. 960 698 03</p>
4	 <p>Bracket for base mounting with concealed cable entry; Order no. 960 000 14</p>  <p>Bracket for tube mounting Order no. 960 000 01</p>  <p>Corner fixing bracket Order no. 960 000 41</p>  <p>Contact box for cable exit at side Order no. 975 840 01</p>  <p>Contact box with magnetic base and cable exit at side Order no. 975 840 04</p>	 <p>Bracket for base mounting with concealed cable entry Order no. 960 000 55</p>  <p>Bracket for tube mounting Order no. 960 000 54</p>				

WERMA Signaltechnik GmbH + Co. KG

Dürbheimer Str. 15
D-78604 Rietheim-Weilheim
Phone +49 74 24 9557-0
Fax +49 74 24 9557-44
www.werma.com
info@werma.com

WERMA Signaltechnik

Niederlassung Neuhausen am Rhf.
Rheingoldstrasse 50
8212 Neuhausen am Rheinfall
Switzerland
Phone +41 52 674 0060
Fax +41 52 674 0066
www.werma.ch
info@werma.ch

WERMA Italia S.r.l.

Via dell'Artigianato 42
29122 Piacenza
Italy
Mobile +39 340 4 58 07 09
www.werma.it
info@werma.it

WERMA SARL

56, Rue Collière
69780 Mions
France
Phone +33 47222 3737
Fax +33 472 22 3764
www.werma.fr
info@werma.fr

WERMA BENELUX

Poortakkerstraat 41C
9051 Sint-Denijs-Westrem
Belgium
Phone +32 9 220 31 11
www.wermabenelux.com
info@wermabenelux.com

WERMA (UK) Ltd.

11 Regent Park
37 Booth Drive
Park Farm Industrial Estate
Wellingborough NN8 6GR
Great Britain
Phone +44 1536 486930
Fax +44 1536 514810
www.werma.co.uk
uksales@werma.co.uk

WERMA USA Inc.

1266 Oakbrook Drive, Suite A
Norcross, GA 30093 USA
Phone +1 470 361 0600
www.werma.com
us-info@werma.com

WERMA (Shanghai) Co., Ltd.

No. 8, High Technology Zone,
No. 503, Meinengda Road,
Songjiang, Shanghai, P.R. C
201613
China
Phone +86 21 57 74-0022
Fax +86 21 57 74-6601
www.werma.com.cn
info@werma.com.cn

