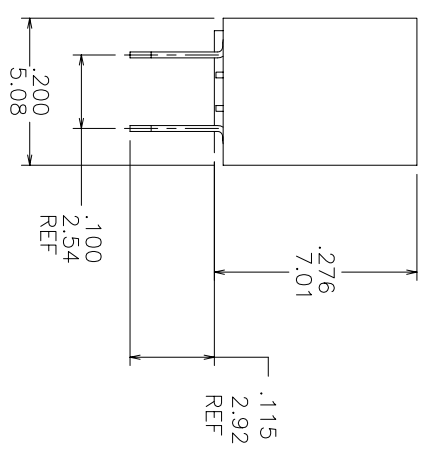
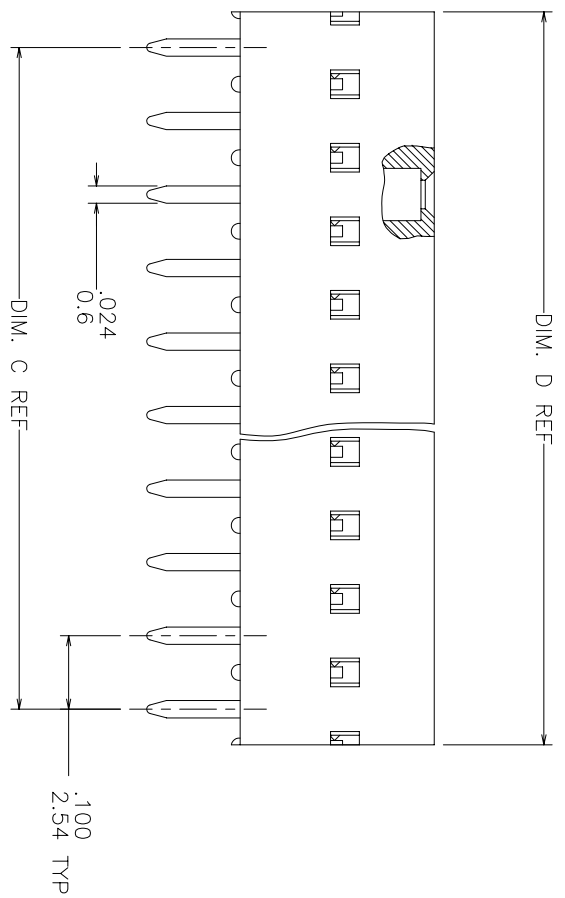
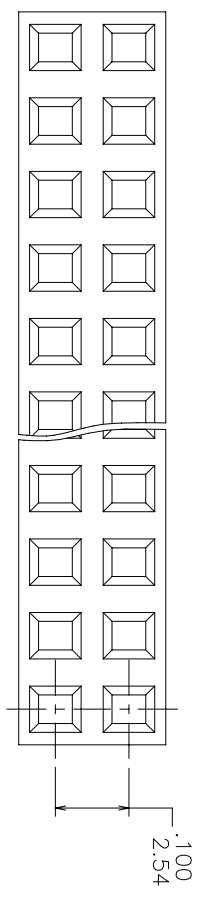


PRODUCT NO.
SEE TABLE

68683 - XXX - LF
LEAD FREE OPTION
PACKAGING OPTIONS .OMIT IF NOT REQUIRED.
NO. OF POSITIONS PER ROW
PLATING CODE
BASE PART NUMBER



mat'l. code	ISO 1302	surface	ISO 406	tolerance	ISO 1101	projection	product family
lit ecn no	dr date	tolerances unless otherwise specified	inches	mm	scale	DUBOX	DUBOX
K V10122	GIP 01/08/02	inches	xxx ±.01/.3	mm	4:1	DUBOX DBL. ROW VERT.	
L V11677	GIP 01/22/02	inches	xxx ±.005/.13	mm		CARD CONNECTOR ASS'Y.	
M V03-0309	HTB 04/29/03	° ±.2°	xxxx ±.0020/.051	mm			
N V05-0463	DPJ 06/28/05	dr	J. SHREINER	02/05/91			
P M06-0237	MIN 06/19/06	engr	M. HAHN	02/05/91			
R M06-0433	ACS 10/31/06	chr	M. HAHN	02/05/91			
S M07-0203	MHI 5/07/07	pppd	M. HAHN	02/05/91			
sheet	revision	S	S	S	S		
index	sheet	1	2	3	4		

PRODUCT NO NOTE 8	PLATING CONTACT AREA	PLATING SOLDER TAIL
68683-2XX	15u" / .38u Au MIN OVER 50u" / 1.27u Ni MIN	100u" / 160u" Sn 2.54u / 4.06u
68683-3XX	30u" / .76u Au MIN OVER 50u" / 1.27u Ni MIN	100u" / 160u" Sn 2.54u / 4.06u
68683-4XX	100u" / 160u" Sn 2.54u / 4.06u	100u" / 160u" Sn 2.54u / 4.06u
68683-6XX	30u" / .76u Au MIN OVER 50u" / 1.27u Ni MIN	100u" / 160u" Sn 2.54u / 4.06u
68683-8XX	30u" / .76u Au MIN OVER 50u" / 1.27u Ni MIN	100u" / 160u" Sn 2.54u / 4.06u

NOTES:

1. MATERIAL TERMINAL: PHOSPHOR BRONZE,
2. RECOMMENDED APPLICATION DATA:
 - A. RECOMMENDED HOLE PATTERN IS SHOWN IN FIGURE A.
 - B. ALL MATING PINS TO BE .025 / .64 SQUARE ON TRUE CENTER OF GIVEN TERMINAL SPACINGS WITHIN .015 / .38 DIA.
 - C. SUGGESTED MATING PIN LENGTH .210 ± .020 / 5.33 ± .51
 - D. RECOMMENDED PC BOARD THICKNESS: .062 / 1.58
3. MATERIAL HOUSING P.P.S. FILLED, COLOR BLACK, FLAME RETARDENT PER UL 94V-0
THIS PART WILL WITHSTAND EXPOSURES TO 260°C PEAK TEMPERATURE FOR 20 SECONDS IN WAVE SOLDER, INFRA-RED OR VAPOR PHASE SOLDER PROCESS.
4. FCI, FCI FINAL PART NUMBER AND DATE CODE TO BE MARKED ON TUBE LABEL.
5. PREPLATED, STAMPED TERMINALS.
6. PART NUMBER WITH SUFFIX "U" IS FOR SAWING PURPOSES ONLY.
7. STANDARD TUBE PACKAGE PER BUS-14-097/3.
8. ADD LF SUFFIX AT THE END OF PART NUMBER FOR LEAD FREE OPTION.
9. THESE PRODUCTS MEETS EUROPEAN UNION DIRECTIVES AND OTHER COUNTRY REGULATION AS DESCRIBED IN GS-22-008.
10. "THIS PRODUCT HAS 100% TIN PLATING IN THE INTERFACE AND HAS NOT BEEN TESTED FOR WHISKER GROWTH IN ALL INTERCONNECT ENVIRONMENTS".
11. PLATING OPTIONS:
MAY BE EITHER GOLD OR GXT PLATED AT MANUFACTURER'S OPTION.

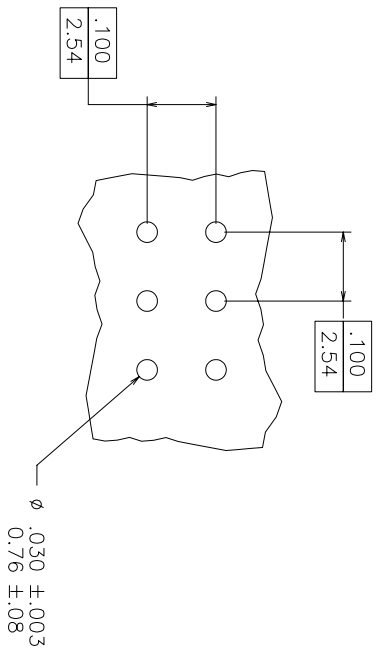


FIGURE A

mat'l. code	surface	tolerance	projection	product family
	ISO 1302	ISO 406	ISO 1101	DUBOX
lit ean no/dr	date	tolerance unless otherwise specified		title
S		ISO 1101		DUBOX DBL. ROW VERT. CARD CONNECTOR ASS'Y.
	angles	XXX ±.01/.3	INCH/MM	dwg no
	line art	XXX ±.005/.13	scale 4:1	68683
	0° ± 2°	XXXX ±.0020/.051		Sheet 2 of 4 size A3
dr	J. SHREINER	02/05/91		type
engr	M. HAHN	02/05/91		Product Customer Drawing
chr	M. HAHN	02/05/91		
pppd	M. HAHN	02/05/91		
sheet	revision			
index	sheet			

PRODUCT NUMBER	NO. OF POSITION	C DIM	D DIM	LF OPTION
68683-Y02	2 X 2	.100/2.54	.217/5.51	 NOTE 8
-Y03	2 X 3	.200/5.08	.317/8.05	
-Y04	2 X 4	.300/7.62	.417/10.59	
-Y05	2 X 5	.400/10.16	.517/13.13	
-Y06	2 X 6	.500/12.70	.617/15.67	
-Y07	2 X 7	.600/15.24	.717/18.21	
-Y08	2 X 8	.700/17.78	.817/20.75	
-Y09	2 X 9	.800/20.32	.917/23.29	
-Y10	2 X 10	.900/22.86	1.017/25.83	
-Y11	2 X 11	1.000/25.40	1.117/28.37	
-Y12	2 X 12	1.100/27.94	1.217/30.91	
-Y13	2 X 13	1.200/30.48	1.317/33.45	
-Y14	2 X 14	1.300/33.02	1.417/35.99	
-Y15	2 X 15	1.400/35.56	1.517/38.53	
-Y16	2 X 16	1.500/38.10	1.617/41.07	
-Y17	2 X 17	1.600/40.64	1.717/43.61	
-Y18	2 X 18	1.700/43.18	1.817/46.15	
-Y19	2 X 19	1.800/45.72	1.917/48.69	
-Y20	2 X 20	1.900/48.26	2.017/51.23	
-Y21	2 X 21	2.000/50.80	2.117/53.77	
-Y22	2 X 22	2.100/53.34	2.217/56.31	
-Y23	2 X 23	2.200/55.88	2.317/58.85	
-Y24	2 X 24	2.300/58.42	2.417/61.39	
68683-Y25	2 X 25	2.400/60.96	2.517/63.93	

mat'l. code	surface	tolerance	projection	product family
	ISO 1302	ISO 406		DUBOX
itr ecn no/dr	tolerances unless otherwise specified			
S	angles	in/eq	INCH/MM	title
	0°±2'	.xxx ±.005/.13	scale 4:1	DUBOX DBL. ROW VERT.
	dr	J. SHREINER		CARD CONNECTOR ASS'Y.
	engr	M. HAHN		
	chr	M. HAHN		
	pppd	M. HAHN		
sheet	revision			
index	sheet			



title
 DUBOX DBL. ROW VERT.
 CARD CONNECTOR ASS'Y.
 sheet 3 of 4 size
 68683
 Product Customer Drawing
 A3

1 2 3 4 5 6

PRODUCT NUMBER	NO. OF POSITION	C DIM	D DIM	LF OPTION
68683-Y26	2 X 26	2.500/63.50	2.617/66.47	 NOTE 8
-Y27	2 X 27	2.600/66.04	2.717/69.01	
-Y28	2 X 28	2.700/68.58	2.817/71.55	
-Y29	2 X 29	2.800/71.12	2.917/74.09	
-Y30	2 X 30	2.900/73.66	3.017/76.63	
-Y31	2 X 31	3.000/76.20	3.117/79.17	
-Y32	2 X 32	3.100/78.74	3.217/81.71	
-Y33	2 X 33	3.200/81.28	3.317/84.25	
-Y34	2 X 34	3.300/83.82	3.417/86.79	
-Y35	2 X 35	3.400/86.36	3.517/89.33	
-Y36	2 X 36	3.500/88.90	3.617/91.87	
-Y37	2 X 37	3.600/91.44	3.717/94.41	
-Y38	2 X 38	3.700/93.98	3.817/96.95	
-Y39	2 X 39	3.800/96.52	3.917/99.49	
-Y40	2 X 40	3.900/99.06	4.017/102.03	
-Y41	2 X 41	4.000/101.60	4.117/104.57	
-Y42	2 X 42	4.100/104.14	4.217/107.11	
-Y43	2 X 43	4.200/106.68	4.317/109.65	
-Y44	2 X 44	4.300/109.22	4.417/112.19	
-Y45	2 X 45	4.400/111.76	4.517/114.73	
-Y46	2 X 46	4.500/114.30	4.617/117.27	
-Y47	2 X 47	4.600/116.84	4.717/119.81	
-Y48	2 X 48	4.700/119.38	4.817/122.35	
-Y49	2 X 49	4.800/121.92	4.917/124.89	
68683-Y50	2 X 50	4.900/124.46	5.017/127.43	
68683-Y50U	2 X 50	4.900/124.46	5.017/127.43	

SEE NOTE 6



FCIconnect.com

Copyright FCI

mat'l. code	surface	tolerance	projection	product family
ISO 1302	ISO 406	ISO 1101		DUBOX
ISO 1101	tolerances unless otherwise specified	XXX ±0.1/3	INCH/MM	DUBOX DBL. ROW VERT.
ISO 1101	0 ±.2"	XXX ±.005/.13	scale 4:1	CARD CONNECTOR ASS'Y.
ISO 1101	angles	XXXX ±.0020/.051		dwg no 68683
ISO 1101	linecd			Sheet 4 of 4 size A3
ISO 1101	dr	J. SHREINER 02/05/91		type Product Customer Drawing
ISO 1101	enrg	M. HAHN 02/05/91		
ISO 1101	chr	M. HAHN 02/05/91		
ISO 1101	pppd	M. HAHN 02/05/91		
ISO 1101	sheet			
ISO 1101	revision			
ISO 1101	index			

form: A3 1 2 3 4 5 6